

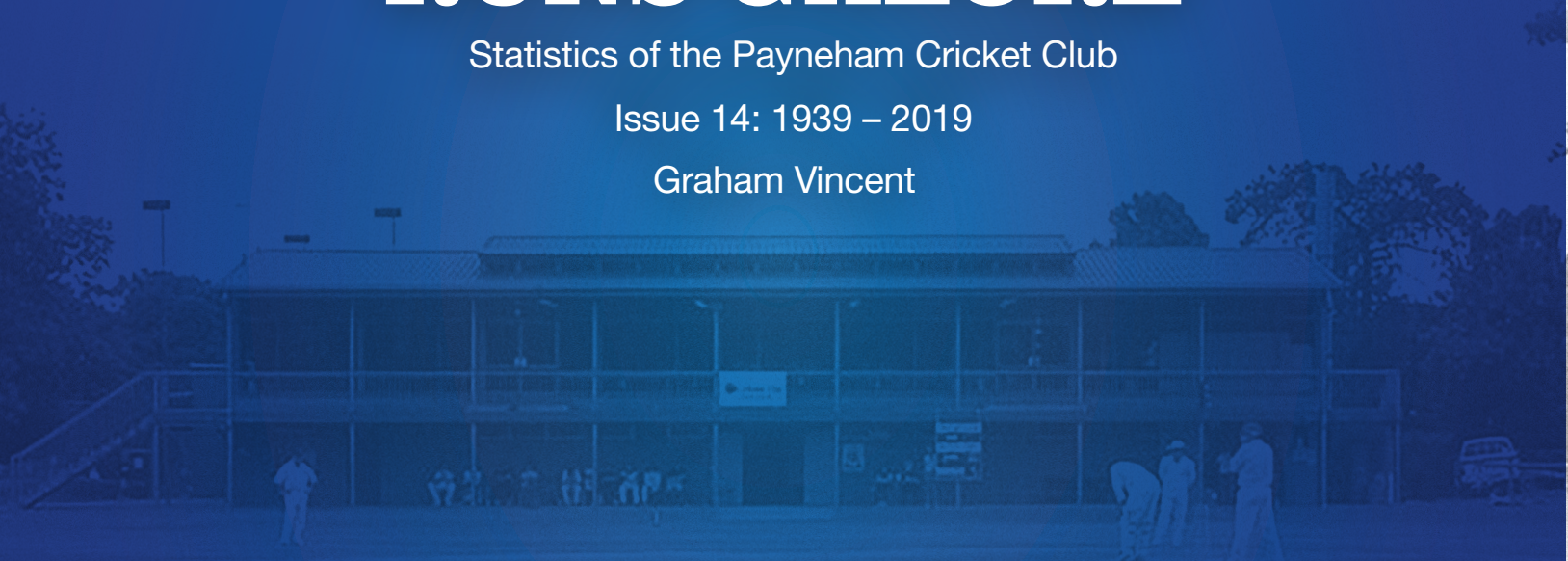


# RUNS GALORE

Statistics of the Payneham Cricket Club

Issue 14: 1939 – 2019

Graham Vincent



[www.paynehamdukescc.com](http://www.paynehamdukescc.com)



# RUNS GALORE

Statistics of the Payneham Cricket Club  
 Issue 14: 1939 - 2019

Compiled by  
 Graham Vincent

Published by  
 Payneham Cricket Club Inc.

Cricket Club

AGAINST WOODVILLE CRICKET CLUB PLAYED AT BRIGHTON OVAL DATE MARCH 18<sup>th</sup> 20<sup>th</sup> 1991

PAYNEHAM CLUB MATCH RESULT Payneham won by 266 runs 1st Innings UMPIRES E. J. GREEN

BATSMAN	CLUB	RUNS SCORED	HOW OUT	SCORE
DORBEY, R.W.			CS. BUSBRIDGE, J.	8.
BEAR, F.G.	1142		BOWLED	INGLIS, A. 8.
LOOKER, D.S.			CS. NORMAN, E.	40.
DUKE, K.J.			Box P.	102.
BLANDEN, W.M.			CS. BUSBRIDGE, J.	Box P. 0.
TOY, H.W.			H.B.W.	OUT 105.
SMITH, A.F.			Not	HARRISON, A. 3.
CAMMISS, E.	21		CS Box P.	
WOLSEY, H.W.	21		Not	
ADAMS, C.M.	1141			
KIRRO, C.A.				

	1	2	3	4	5	6	7	8	9	10	1	2	3	4	5	6	7	8	9	10	MINS	RUNS	WIDES	BYES	NO BALLS
1																					41	50			
2																					76	100			
3																					107	150			
4																					134	200			
5																					184	250			
6																					229	300			
7																					259	350			
8																					259	400			
9																					430	450			
10																					430	500			
11																					500	500			



# PREFACE



Payneham Cricket Club was founded in 1868 and is the oldest cricket club in Adelaide that still carries its original name. It has built a fine tradition and provided a very significant base for community cricketers in the eastern suburbs.

It has experienced three main stages since its inception.

- from 1868 – 1898 it competed in an environment where matches were arranged with other clubs by agreement, and not within the confines of a particular association.
- from 1898 – 1932 it competed on hard wickets in the East Torrens Cricket Association,
- from 1932 onwards it competed in Adelaide Turf Cricket Association

Payneham, along with SPOC and PAOC, is one of the three clubs in ATCA that has existed from the inaugural season of ATCA (1932/33), and with the exception of season 2006/07 has had a team continuously in the top grade of that competition.

Great, mediocre, and some struggling players have represented the club across a range of levels of competition, with at least four senior teams being regularly presented in later years. Along with a range of junior and now sub junior teams there, is opportunity for players of all ages and ability to enjoy this great game. A new era emerged in 2017/18 with the entry for the first time of a Senior Womens team into competition, and in 2018/19 with the first competitive Under 14 Girls team.

This book records the successes and failures of the club over that history.

For 60 years Keith Duke held the position of Secretary of this club, and it is through his fastidious diligence in collecting and storing the score books of the club that this publication has been made possible. Starting from 1939 all but three of the 1st XI scorebooks are still held, and from 1945 onwards only a handful of the other grades are missing. Indeed from a possible 597 books, we have all but about 17, and in many of these cases Annual Reports can at least provide significant individual's season scores.

Work started in 2000 to store all of the scorebooks on a computer database. Completion of this task laid the groundwork for producing this work of full scale statistical analysis of the players and teams of the Payneham Club. In 2014, record books from the 1940/50s were discovered in a private vault and the information contained filled gaps in the previously collected records.

This edition includes records from the 2018/19 season.

In offering this production it is necessary to acknowledge and thank Grahame Giddings of Heston, UK for the considerable support of his specialised database – Cricket Statistics for Windows, Ver. 5.00.128 which can be viewed at <http://www.clubcricketsoftware.co.uk>

Graham Vincent



# DEFINITIONS



For cricket terms that have obscure or debatable meanings, the definitions as adopted in this publication are listed below.

**Hat Trick:** Three wickets taken by a bowler in successive legal deliveries within a match.  
*The deliveries may be split by the end of an over or end of the first innings, but not by the end of the match.*

**Double Hat Trick:** This term is not recognised in this book.  
*Successive wickets taken in more than three balls are recorded as specific events.*

- 4 wickets in 4 balls
- 5 wickets in 5 balls
- 5 wickets in 6 balls ..... etc

*Such an event is also recorded as 1 Hat Trick*

**Carried Bat:** A batsman who opens the innings (batsman 1 or 2) and who remains not out when the 10th wicket of the innings falls.

**Batted Through Innings:** A batsman who opens the innings (batsman 1 or 2) and either...

- is out as the 10th wicket to fall, or
- remains not out in an innings that is closed when less than 10 wickets have fallen (provided at least 5 wickets have fallen and/or 100 runs have been scored)

**Batting Strike Rate:** Runs scored / 100 balls faced

**Bowling Strike Rate:** Legitimate balls bowled / wickets taken

**Bowling Economy Rate:** Runs scored / 100 balls bowled [Runs / over for 20/20 matches]

**Junior teams:** Teams specifically for players limited by age – Under 17, Under 16, Under 15, Under 14

**Sub Junior Teams:** Teams specifically for players limited by age – Under 13, Under 11, Under 9

**Highlight Performances:**

	Senior/Junior	Under 13/11	U13/U11 T20	Under 9
Batting 1	50 runs	30 runs	30 runs	20 runs
Batting 2	100 runs	50 runs	40 runs	
Bowling 1	5 wkt/inns	4 wkt/inns	3 wkt/inns	3 wkt/inns
Bowling 2	10 wkt/match			
Wkt. keeping	6 dism/inns			



# CONTENTS



<u>Section</u>	<u>Page ID</u>
WHOLE OF CLUB .....	CLUB
FIRST XI	
First XI Regular Competition .....	ONES
First XI Brock Partners Cup .....	BROCK
First XI 20 Twenty Cups (various comps. & sponsors) .....	20/20 ONE
SENIORS (other than First XI) .....	
Second XI Regular Competition .....	SEN EX1
Second XI 20 Twenty Cup .....	TWOs
Second XI 20 Twenty Cup .....	20/20 TWO
Third XI Regular Competition .....	THREES
Fourth XI Regular Competition .....	FOURS
Fifth XI Regular Competition .....	FIVES
Sixth XI & Seventh XI Regular Competition .....	SIXES
Limited Overs Competition (Fourth, Fifth or Sixth XI) .....	LO
JUNIORS .....	
Colts XI .....	JUN
Colts XI .....	COLTS
Under 17 & Under 16 XIs .....	U17/U16
Under 15 & Under 14 XIs .....	U15/U14
SUB JUNIORS .....	
Under 14 (50 over) & 13XIs.....	SUBJUN
Under 13XIs 20Twenty Cup .....	U14/U13
Under 13XIs 20Twenty Cup .....	20/20 U14/U13
Under 12 & U11 XIs .....	U12/U11
Under 11XIs 20Twenty Cup .....	20/20 U12/U11
Under 9XIs .....	U9
Under 10 (School Rules) .....	U10SR
Under 14 Girls .....	U14G
FRIENDLY GAMES .....	
FRIENDLY GAMES .....	FRIENDS
CLUB AWARDS and HONOURS .....	
CLUB AWARDS and HONOURS .....	AWARDS



# WHOLE OF CLUB

## All Grades



ALL PROGRAMMED ASSOCIATION MATCHES  
 Includes all forms of competition  
 Includes Seniors, Juniors & Sub Juniors  
 Excludes "Friendly" and Practice matches

COMMENCED: Season 1932/33  
 RECORDS FROM: Season 1939/40  
 LAST PLAYED: Continuing

Cricket Club

AGAINST WOODVILLE CRICKET CLUB PLAYED AT BRIGHTON OVAL DATE MARCH 13<sup>th</sup> 20<sup>th</sup> 1941

CLUB PAYNEHAM MATCH RESULT Payneham won by 36 runs 1st Innings UMPIRES E. J. GRIFFITHS & G. J. RUXTON

BATSMAN	CLUB	SCORE	HOW OUT	BOWLERS	TOTALS
<u>MORRIS, R. W.</u>	<u>PAYNEHAM</u>	<u>11 &amp; 2</u>	<u>ST. BUSBRIDGE, J.</u>	<u>INGUS, A.</u>	<u>9.</u>
<u>BEAR, F. G.</u>	<u>PAYNEHAM</u>	<u>11 &amp; 2</u>	<u>BOWLED</u>	<u>INGUS, A.</u>	<u>8.</u>
<u>LOOKER, D. S.</u>	<u>PAYNEHAM</u>	<u>11 &amp; 2</u>	<u>ST. NORMAN, E.</u>	<u>WRIGHT, H.</u>	<u>40.</u>
<u>DUKE, K. J.</u>	<u>PAYNEHAM</u>	<u>11 &amp; 2</u>	<u>BOWLED</u>	<u>HARRISON, A.</u>	<u>161.</u>
			<u>BOWLED</u>	<u>WRIGHT, H.</u>	<u>91.</u>
			<u>ST. BUSBRIDGE, J.</u>	<u>Box P.</u>	<u>142.</u>
				<u>Box P.</u>	<u>0.</u>



## THROUGH THE YEARS

### GREAT GAMES

**1st XI 8/488** defeated **Woodville 102 & 3/157**  
Brighton Oval **Mar 1947** Grand Final

KJ Duke 161                      CN Adams 4/17  
WH Toy 142  
E Cammiss 105

7th wkt partnership: Duke / Cammiss 154

**4th XI 553** defeated **Basket Range 263**  
Basket Range Oval **Oct 1956**

R Mercer 217                      R Mercer 3/44  
D Milne 167

1st wkt partnership: Milne / Roberts 214  
6th wkt partnership Mercer / Buivydas 107

**2nd XI 9/147** defeated **RCP 146**  
Payneham Oval **Mar 1995** Grand Final

Payneham 9th wkt fell at 105

Unfinished 10th wkt partnership:  
Vincent (40\*) / Wasley (1\*) 42

**1st XI 3/486** defeated **University 258**  
Teachers College Oval **Nov 1943**

WH Toy 249  
KE Woodcock 121

1st wkt partnership: Toy / Woodcock 353

**1st XI 69 & 5/114** defeated **WREI 4 & 87**  
Payneham Oval **Oct 1972**









AR Marratt 6/2  
PC Battersby 4/1

WREI 1st Inns: 3 off bat, 1 bye

**1st XI 260** defeated **Grange 71**  
Glandore Oval **Mar 1972** Grand Final

R O'Brien 75                      R Marratt 10/30  
Inc Hat Trick  
In 1st over

### A CHAMPION 1st XI TEAM

	1	GA Wills
	2	RL Day
	3	WH Toy
	4	RW Morbey
	5	CM Underwood
	6	KJ Duke
	7	GG Wilson
	8	RI Dew
	9	PC Battersby
	10	AR Marrett
	11	GR Wasley
	12	SD Heeps

### THE BEST EVER

Career club performances

#### Most appearances

GG Wilson 487

#### Most runs

DJ Dixey 8048 (41 50s)

#### Most wickets

JSH Bickle 880 (64 5wl)

#### Most keeping dismissals

AJ Wilton 369 (282C 87S)

<b>TEAM</b>
-------------

**HIGHEST INNINGS TOTAL**

Score	Versus	Team	Date
553	Basket Range	4th XI	Oct-56
8--488	Woodville	1st XI	Mar-48
3--486	University	1st XI	Nov-43
7--451	A H O S	2nd XI	Mar-95
449	S P O C	2nd XI	Mar-55
9--441	Flinders University	1st XI	Oct-06
5--434	S P O C	1st XI	Feb-10
5--429	P A O C	5th XI	Nov-90
9--413	Brighton	2nd XI	Mar-49
7--403	A H O S	2nd XI	Jan-14
9--393	Pooraka	2nd XI	Feb-13
9--385	Collegians	1st XI	Nov-40

**LOWEST COMPLETED INNINGS TOTAL**

Score	Versus	Team	Date
9--8 dec	Sturt	3rd XI	Nov-65
12	East Parade	Colts	Nov-58
15	Taxation	3rd XI	Oct-47
17	East Parade	Colts	Jan-52
17	I C I	4th XI	Jan-60
17	Pooraka	Under 14	Nov-92
18	Unley	6th XI	Nov-00
20	W R E I Green	Colts	Nov-60
20	Glenelg Stragglers	5th XI	Jan-65
20	Flinders Park	4th XI	Dec-74
20	Pooraka	Under 14	Nov-92
21	Clarence Park	Colts	Oct-60

**HIGHEST INNINGS TOTAL AGAINST**

Score	by	Team	Date
7--518	Richmond Clarence Pk	1st XI	Mar-04
8--484	Adelaide University	5th XI	Jan-96
8--452	Modbury	3rd XI	Nov-05
8--441	Adelaide High O S	3rd XI	Nov-97
7--429	Marion	3rd XI	Jan 19
413	Grange	5th XI	Nov-02
9--410	Paracombe	4th XI	Feb-58
3--408	Elders-U S A	4th XI	Nov-02
8--406	Gaza	1st XI	Dec-93
6--403	Richmond Clarence Pk	2nd XI	Oct-98

**LOWEST COMPLETED INNINGS TOTAL AGAINST**

Score	by	Team	Date
4	W R E I	1st XI	Oct-72
4	East Torrens	6th XI	Nov-73
6	Greenacres	Under 14	Dec-95
9	Brighton	Under 16	Mar-90
12	Charles Birks @ Motors	3rd XI	Mar-51
12	Gepps Cross	U11 Kght	Feb-09
13	Col Light Gardens	1st XI	Oct-52
15	Kilburn	U11 Blue	Oct-08
16	Elder Smith	4th XI	Dec-59
16	Kilburn	6th XI	Oct-71

**UNDEFEATED – MINOR ROUND**

Season	Team	Result
1949/50	3rd XI	Premier
1988/89	Under 16	Premier
1991/92	4th XI	Premier
1994/95	3rd XI	Runner Up
1997/98	Under 16	Third
1998/99	4th XI	Premier
2003/04	U13 Blue	Premier
2004/05	U15 Blue	Premier
2005/06	U13 Knights	Runner Up
2005/06	U11 Dukes	Premier
2005/06	U11 Knights	Premier
2006/07	U13 Blue	Premier
2006/07	U11 Blue	Premier
2008/09	U11 Knights	Premier
2009/10	U15 Red	Premier
2009/10	U11 Blue	Premier
2009/10	U9 Blue	<i>No tables in U9</i>
2011/12	U11 Dukes	Premier
2012/13	U15 Dukes	Premier
2012/13	U11 Dukes	Premier

**MOST APPEARANCES**

Mch	Name
487	GG Wilson
370	KJ Duke ++
369	DJ Von Einem
366	IW Scott
340	DJ Dixey
319	HJ Sautebin
292	KG Lees
288	SJ Faulkner
288	AJ Wilton
283	GM Vincent
272	CI Ansel

++ also played 3 other unrecorded seasons pre 1938 records ≈ 399 total

## PERFORMANCES AT HOME

### PAYNEHAM OVAL

#### HIGHEST INNINGS TOTAL

Score	Versus	Team	Date
7--451	A H O S	2nd XI	Mar-95
9--441	Flinders University	1st XI	Oct-06
9--393	Pooraka	2nd XI	Feb-13
7--376	S P O C	1st XI	Dec-07
8--370	A H O S	1st XI	Oct-03

#### HIGHEST SCORES

Score	Name	Team	Date
184	NJ Mosey	1st XI	Oct-06
173*	GA Wills	1st XI	Oct-99
173	JA Jacobs	2nd XI	Jan-04
169	AS Foster	1st XI	Oct-93
168	NJ Mosey	1st XI	Oct-07

#### BEST BOWLING (Innings)

BBI	Name	Team	Date
9--18	Z Wrobel	1st XI	Dec-64
9--28	SH Dravitzki	U15 Red	Jan-05
9--39	AR Marrett	1st XI	Feb-72
9--41	JSH Bickle	2nd XI	Dec-68
8--8	LJ Kempster	1st XI	Jan-63

#### BEST BOWLING (Match)

BBM	Name	Team	Date
13/56	MJ Barber	1st XI	Oct-19
12--42	LJ Kempster	1st XI	Jan-63
12--50	G Curry	2nd XI	Dec-73
12--80	CA Kitto	1st XI	Feb-46
11--47	M Whitford	2nd XI	Oct-73

#### BEST PARTNERSHIPS

Wkt	Scr	Batsmen	Team	Date
1	165*	JT Lorenz / AS Beddison	U15 Blue	Feb-07
2	200	NP Zachat / MW Lewis	2nd XI	Oct-14
3	188	PJ Raymond / JA Jacobs	2nd XI	Feb-02
4	224	SD Heeps / DJ Dixey	2nd XI	Oct-88
5	211	AR Martin / P Norman	1st XI	Feb-70
6	157	CM Dawson / N Harnas	2nd XI	Feb-13
7	157*	RW Rutter / JA Jacobs	2nd XI	Dec-94
8	135	AB Sender / P D'Argenio & M Von Einem	Under 13	Nov-98
9	114	KL Berndt / DH Elliott	2nd XI	Nov-56
10	143	JA Jacobs / MJ McKern	2nd XI	Jan-04

### DEVITT OVAL (turf)

#### HIGHEST INNINGS TOTAL

Score	Versus	Team	Date
6--355	Gepps Cross	4th XI	Feb-99
6--349	Ferryden Park	3rd XI	Oct-90
348	Penfield	4th XI	Jan-99
9--347	Gepps Cross	4th XI	Oct-92
5--335	Immanuel O S	4th XI	Feb-90

#### HIGHEST SCORES

Score	Name	Team	Date
177	SG Hill	4th XI	Feb-99
166	PJ Mander	4th XI	Oct-90
152*	CP O'Donnell	3rd XI	Dec-91
141	AG Durdin	3rd XI	Nov-05
140	DR Jennings	4th XI	Jan-99

#### BEST BOWLING (Innings)

BBI	Name	Team	Date
8--49	SP Cowling	3rd XI	Feb-02
7--3	DM Girdham	4th XI	Dec-07
7--9	AL Stagg	3rd XI	Nov-10
7--25	MA Elmendorp	4th XI	Jan-85
7--26	AP Thyer	3rd XI	Oct-84

#### BEST BOWLING (Match)

BBM	Name	Team	Date
11--65	HJ Sautebin	3rd XI	Nov-95
10--16	DM Girdham	4th XI	Dec-07
10--82	MA Conroy	4th XI	Mar-86
10--97	MA Conroy	4th XI	Jan-85
9--35	AP Thyer	3rd XI	Jan-85

#### BEST PARTNERSHIPS

Wkt	Scr	Batsmen	Team	Date
1	246	AJ Trenorden / SG Hill	4th XI	Feb-99
2	173	C Saji / D Subramaniam +	U15 Red	Nov-11
3	203	DR Jennings / JY Boerema & BP Laing	4th XI	Jan-99
4	167	S Dixey / GM Vincent	3rd XI	Feb-92
5	181	PJ Burckhardt / MA Turner	4th XI	Feb-90
6	172	DJ Williams / AN Kulow	3rd XI	Feb-09
7	201	PD Rebbeck / CP O'Donnell	3rd XI	Dec-91
8	136	KG Lees / PJ Golding	4th XI	Feb-89
9	69	KW Davies / MJ Porter	3rd XI	Jan-11
10	82	HJ Sautebin / SR Ey	3rd XI	Oct-08

+ and HS Roberts, CJ Li-Dunn, JR Andrew, and BC Blight

## PERFORMANCES AT HOME

### WELLINGTON OVAL (turf)

Renamed ..  
Wellington Rd Primary School No1 >>  
Trinity Gardens Primary School >>  
Wellington Oval

#### HIGHEST INNINGS TOTAL

Score	Versus	Team	Date
5--429	P A O C	5th XI	Nov-90
6--358	Modbury Gold	U15 Kght	Feb-06
5--355	Flinders University	6th LO	Nov-04
8--331	K O C A	3rd XI	Nov-63
7--322	Fulham	5th XI	Dec-85

#### HIGHEST SCORES

Score	Name	Team	Date
201	WJ Vanniekerk	5th XI	Nov-90
178*	MS Ashwood	6th XI	Nov-85
141	G Heading	3rd XI	Jan-71
139	BM Skurrie	6th LO	Nov-04
132	CS Forth	5th XI	Nov-85

#### BEST BOWLING (Innings)

BBI	Name	Team	Date
8--7	A Angural	6th LO	Jan-06
8--13	RK Turner	4th XI	Oct-62
8--13	AF Smith	3rd XI	Oct-64
+ 8--15	R Ormond	3rd XI	Dec-72
+ 8--21	R Ormond	3rd XI	Dec-72

+ Same game

#### BEST BOWLING (Match)

BBM	Name	Team	Date
+ 16--36	R Ormond	3rd XI	Dec-72
13--26	CB Phillips	6th XI	Jan-92
13--64	GJ Adams	5th XI	Mar-79
13--88	R Summerton	4th XI	Nov-77
13--103	DA Huston	6th XI	Nov-86

#### BEST PARTNERSHIPS

Wkt	Scr	Batsmen	Team	Date
1	192	S Battams / K Russell	4th XI	Oct-67
2	293	WJ Vanniekerk / RB Cooper	5th XI	Nov-90
3	145	LR Thring / DP Turner	6th LO	Nov-03
4	190	CM Argent / A Cesare	5th XI	Nov-93
5	225	S Turner / BM Skurrie	6th LO	Nov-04
6	147	AG Durdin / AJ Wilton	6th XI	Jan-91
7	119	CS Forth / DC Phillips	5th XI	Nov-85
8	115	P Norman / JL Neumann	6th XI	Feb-82
9	79*	DI Williams / JX Barnard	6th XI	Feb-72
10	124	KW Davies / R Bruno	5th XI	Mar-01

### WELLINGTON RD SCHOOL (hard wkt)

Renamed ..  
Wellington Rd Primary School >>  
Wellington Rd Primary School No2 >>  
Trinity Gardens Primary School No2

#### HIGHEST INNINGS TOTAL

Score	Versus	Team	Date
9--361	Jury & Spiers	3rd XI	Jan-54
327	Basket Range	4th XI	Jan-58
7--305	Boulderstone	3rd XI	Mar-53
7--298	Stepney Y C	3rd XI	Feb-55
268	Grange	5th XI	Feb-68

#### HIGHEST SCORES

Score	Name	Team	Date
134	JG Squire	3rd XI	Mar-52
132	RW Morbey	4th XI	Jan-58
108*	AP Bailey	Colts	Oct-52
101	J Towill	Colts	Feb-54
96	FG Gillman	Colts	Mar-53

#### BEST BOWLING (Innings)

BBI	Name	Team	Date
8--19	JR Gregg	5th XI	Jan-71
8--51	DH Elliott	3rd XI	Feb-55
8--50	JW Plummer	5th XI	Mar-67
7--13	D Kennedy	Colts	Feb-54
7--11	JR Gregg	6th XI	Oct-71

#### BEST BOWLING (Match)

BBM	Name	Team	Date
13--91	JR Gregg	5th XI	Jan-71
12--29	VW Wilkinson	Colts	Apr-55
12--66	JW Plummer	5th XI	Dec-66
10--25	VW Wilkinson	3rd XI	Oct-53
10--28	S Davis	5th XI	Jan-66

#### BEST PARTNERSHIPS

Wkt	Scr	Batsmen	Team	Date
1	81	JA Madalina / G Fisher	Colts	Feb-55
2	158	D Miller / WR Quintrell	3rd XI	Mar-53
3	102	Z Wrobel / J Heaton	Colts	Mar-61
4	159	JG Squire / L Mann	3rd XI	Mar-52
5	101	G Fisher / FG Gillman	Colts	Mar-53
6	131	P Norman / L Haines	3rd XI	Feb-53
7	64	FG Gillman / RL Bickle	Colts	Mar-53
8	66	AP Bailey / MJ Reed	Colts	Oct-52
9	51	B Kuss / WEJ Draper	4th XI	Feb-58
10	77*	J Barlow / D Debney	3rd XI	Jan-54

## PERFORMANCES AT HOME

### MARDEN HIGH SCHOOL (hard wkt)

#### HIGHEST INNINGS TOTAL

Score	Versus	Team	Date
343	Walkerville	Under 16	Dec-78
6--334	Modbury	Under 16	Feb-87
6--304	Hope Valley	Under 16	Jan-91
5--303	Athelstone	Under 16	Jan-87
7--298	Grange	Under 14	Feb-89

#### HIGHEST SCORES

Score	Name	Team	Date
180	M Boffa	Under 16	Feb-80
137*	M Horsnell	Under 14	Jan-89
125*	AF Wood	Under 16	Mar-88
124*	AF Wood	Under 16	Jan-87
121	A Kallos	Under 14	Dec-90

#### BEST BOWLING (Innings)

BBI	Name	Team	Date
9--78	M Barnett	Under 14	Oct-77
7--12	C Crinion	Under 14	Jan-84
7--19	DJ Hammond	Under 14	Oct-85
7--20	MD Bevan	Under 14	Jan-90
7--20	GG Wilson	Under 16	Feb-78

#### BEST BOWLING (Match)

BBM	Name	Team	Date
10--30	I Abbasov	Under 16	Dec-90
10--40	SA Allman	Under 14	Nov-82
10--42	DJ Hammond	Under 14	Oct-85
10--46	MS Dalton	Under 16	Jan-82
10--48	GG Wilson	Under 16	Feb-78

#### BEST PARTNERSHIPS

Wkt	Scr	Batsmen	Team	Date
1	159	A Cesare / DJ Rowe	Under 14	Feb-87
2	211	A Kallos / B Goldsworthy	Under 14	Dec-90
3	144	DS Hall / M Horsnell	Under 14	Feb-89
4	159	M Collins / DP Francis	Under 16	Dec-78
5	94	M Boffa / RA Faulkner	Under 16	Feb-80
6	121*	AF Wood / SL McFeeters	Under 16	Jan-87
7	88*	DC Oung / AP Turnbull	Under 16	Jan-89
8	81	J McGlynn / G Codd	Under 16	Nov-85
9	88	CP Moulds / T O'Reilly	Under 16	Mar-81
10	59	ME Forrester / WR Stremple	Under 14	Feb-79

### EAST MARDEN PRIMARY SCHOOL (hard wkt)

#### HIGHEST INNINGS TOTAL

Score	Versus	Team	Date
4--342	Ingle Farm	Under 16	Dec-91
5--334	Fulham	Under 16	Feb-94
8--314	Marion	Under 16	Jan-92
6--295	Edwardstown	Under 16	Feb-92
4--272	Fitzroy	Under 16	Dec-91

#### HIGHEST SCORES

Score	Name	Team	Date
135	SJ Virgo	Under 14	Nov-94
119*	DS Hall	Under 16	Dec-91
118	MD Bevan	Under 16	Dec-91
110*	BL Matheson	Under 16	Oct-91
105	BL Matheson	Under 16	Dec-91

#### BEST BOWLING (Innings)

BBI	Name	Team	Date
6--14	SJ Virgo	Under 14	Oct-93
6--22	VR Bhasker	Under 16	Oct-92
6--26	MJ Barber	Under 14	Feb-94
6--31	CA Finch	Under 14	Feb-92
6--38	B Henderson	Under 16	Feb-94

#### BEST BOWLING (Match)

BBM	Name	Team	Date
8--37	MJ Barber	Under 14	Feb-94
7--5	MJ Janetski	Under 16	Dec-91
7--53	B Henderson	Under 16	Feb-94
7--110	AL Stagg	Under 16	Dec-95
6--14	SJ Virgo	Under 14	Oct-93

#### BEST PARTNERSHIPS

Wkt	Scr	Batsmen	Team	Date
1	129	TD Haynes / JW Stagg	Under 14	Nov-96
2	211	MD Bevan / DS Hall & S Thambidorai	Under 16	Dec-91
3	150	BL Matheson / DS Hall	Under 16	Dec-91
4	89	AK Mann / BP Haynes	Under 14	Dec-94
5	79	MJ Barber / AK Mann	Under 14	Jan-94
6	87*	ST Price / MM Ciantor	Under 16	Feb-94
7	82	BP Haynes / JW Stagg	Under 14	Mar-96
8	76	ML Johnson / SL Slape	Under 16	Dec-93
9	42*	A Kallos / MJ Janetski	Under 16	Jan-92
10	53	SJ Virgo / M Saunders	Under 14	Nov-94

**BATTING****LEADING RUNSCORERS**

Runs	Name	Mch	Inn	N O	H S	100s	50s	Ave
8048	DJ Dixey	340	391	50	112	4	41	23.60
8034	KJ Duke ++	370	466	49	161	3	37	19.27
7141	SD Heeps	271	282	35	138	7	36	28.91
6752	PJ Raymond	258	296	34	124	4	29	25.77
6720	JW Stagg	254	294	24	159	6	29	24.89
6474	GG Wilson	487	487	98	86*		15	16.64
6307	AS Foster	212	232	29	169	8	33	31.22
5900	SJ Faulkner	288	313	35	129	4	27	21.22
5788	GM Vincent	283	292	49	131	4	24	24.58
5636	KG Lees	292	327	69	99		20	21.85

++ also played 3 seasons pre 1938 records

**HIGHEST SCORES**

HS	Name	Versus	Venue	Team	Date
249	WH Toy	University	Teachers Coll. Oval	1st XI	Nov-43
217	R Mercer	Basket Range	Basket Range Oval	4th XI	Oct-56
201*	PJ Mander	S P O C	Wilson Oval	3rd XI	Jan-88
201	WJ Vanniekerk	P A O C	Wellington Oval	5th XI	Nov-90
188*	DJ Rowe	Gepps Cross	Thomas Turner Resv	Under 16	Feb-89
184	NJ Mosey	Flinders University	Payneham Oval	1st XI	Oct-06
180	M Boffa	Walkerville	Marden H S	Under 16	Feb-80
178*	MS Ashwood	Elizabeth District	Wellington Oval	6th XI	Nov-85
177	SG Hill	Gepps Cross	Wellington Oval	4th XI	Feb-99
175*	AI Mackie	Edwardstown & O C	Daws Rd H S	Under 16	Feb-95

**MOST CENTURIES**

Number of Centuries = 388

No	Name	Team--100s
8	AS Foster	1-3, Br-1, 2-2, 3-1, 5-1
8	NJ Mosey	1-8
7	GA Wills	1-6, Br-1
7	SD Heeps	1-4, 2-1, U16-2
6	AE Baker	1-1, 2-5
6	M Horsnell	U14-6
6	R Batusic	5-6
6	CM Underwood	1-6
6	JW Stagg	1--5, 4-1
5	WH Toy	1-4, 2-1
5	RL Day	1-5
5	SC Koster	3-4, 4-1
5	DJ Rowe	2-1, 3-1, 6LO-1, U16-2
5	BL Matheson	3-1, U16-4
5	AG Durdin	3-2, 4-1, 6-2
5	JA Jacobs	2-5

**HIGHEST AVERAGE** (minimum 1000 runs)

Ave	Name	Runs
53.59	M Horsnell	1447
51.19	BL Bowley	1331
47.68	GA Wills	2718
43.48	NJ Mosey	3609
42.79	CA Leddicat	1626
42.21	BL Matheson	2195
39.09	RW Rutter	4534
38.67	RJ Graffe	1508
37.74	CM Underwood	4642
37.47	RA Fraser	1124

**MULTIPLE - BATTED THROUGH T20 INNINGS**

Name	Team
3 NP Zachat	1st T2, 1st T2, 2nd T2
2 JW Stagg	1st T2, 1st T2

**MULTIPLE - BATTED THROUGH INNINGS**

Name	Team
4 JT Lorenz	5th LO, 1st T2, 2nd T2
2 AP Onofrio	1st T2, 1st Z T2

**HIGHEST SEASON AGGREGATE**

Runs	Name	Year
855	GA Wills	1999/00
851	M Horsnell	1988/89
815	CM Underwood	2002/03
800	NJ Mosey	2007/08
776	BL Matheson	1991/92
750	WH Toy	1943/44
743	NJ Mosey	2007/08
691	RA Fraser	1986/87
682	M Boffa	1979/80
680	NJ Mosey	2004/05
666	RL Day	1991/92
662	KE Woodcock	1943/44

**HIGHEST SEASON AVERAGE** (minimum 5 innings)

Ave	Name	Year
152.00	RW Rutter	2008/09
121.57	M Horsnell	1988/89
109.60	DJ Dixey	1990/91
86.22	BL Matheson	1991/92
84.00	DS Looker	1954/55
79.00	GM Vincent	2009/10
78.38	DD Roocke	2012/13
73.00	GJ Smith	1957/8
72.83	RW Rutter	1994/95
72.38	R Batusic	2003/04
72.00	O Hebert	1981/82
71.40	KB Evans	2017/18

This list excludes Sub Juniors where forced retirements (Association rules) result in abnormal averages. Refer to SubJunior section.

**BEST WICKET PARTNERSHIPS**

Wkt	Score	Batsmen	Opposition	Date
1	353	KE Woodcock WH Toy	University	1st XI Nov-43
	246	AJ Trenorden SG Hill	Gepps Cross	4th XI Feb-99
	227	D Jacobi WA Margitich	Unley	2nd XI Nov-98
	215	AG Durdin MR Lilley	Concordia O C	3rd XI Nov-05
	214	JW Roberts D Milne	Basket Range	4th XI Oct-56
	203	JC Cook WH Manning	Adelaide Deaf	5th XI Jan-94
	192	S Battams K Russell	Boulderstone	4th XI Oct-67
	182	LA Foster MA Baker	Pembroke O S	2nd XI Dec-18
	177	RL Day AN Wilson	S P O C	1st XI Nov-99
	170	BT Schiller JJ D'Antini	A H O S	2nd XI Jan-14
2	293	WJ Vanniekerk RB Cooper	P A O C	5th XI Nov-90
	228	AS Foster MJ O'Shea	Gepps Cross	1st XI Dec-91
	222	DR Betterman AS Foster	Woodville South	1st XI Jan-93
	211	A Kallos B Goldsworthy	Woodville Rechabites	Under 14 Dec-90
	211	DS Hall MD Bevan	Ingle Farm	Under 16 Dec-91
		MD Bevan S Thambidorai		
	200	NP Zachat MW Lewis	Hope Valley	2nd XI Nov-14
	199	CP O'Donnell PJ Robertson	Penfield	5th XI Jan-07
		CP O'Donnell AS Foster		
	193	SW Lucas JM May	Hectorville	Under 15 Dec-15
		SW Lucas CA Leddiccoat		
	191	GA Wills AS Foster	Flinders University	1st XI Nov-96
	181	DL Heanes TM Elliss	Kensington	2nd XI Jan-71
3	286*	BP Haynes NM Delvins /	Fulham	Under 14 Dec-95
		NM Delvins M Stansborough /		
		M Stansborough BW Clark		
	222	PJ Raymond JA Jacobs	S P O C	2nd XI Oct-02
	220	LA Harrington JW Stagg	S P O C	1st XI Feb-10
	203	DJ Dixey TM Goodwin	Pulteney O S	1st XI Nov-79
	203	DR Jennings JY Boerema /	Penfield	4th XI Jan-99
		DR Jennings BP Laing		
	190*	TA Goodwin DJ Rowe	Unley	2nd XI Mar-94
	188	PJ Raymond JA Jacobs	Woodville Rechabites	2nd XI Feb-02
	179	BL Matheson TA Goodwin	Richmond Clarence Pk	3rd XI Oct-93
	177	JA Jacobs S Dixey	Grange	3rd XI Feb-01
	175	BJ Cowper LJ Holmes	P A O C	6th XI Oct-81

...continued

4	242*	AN Wilson	AS Foster	Old Scotch	2nd XI	Nov-02	
	224	SD Heeps	DJ Dixey	Pooraka	2nd XI	Oct-88	
	216*	AS Foster	SJ Corcoran	Walkerville	3rd XI	Dec-97	
	207	M Sheikh	SM Ellicott	Brighton	1st XI	Oct-07	
	198	MV Sullivan	NW Jolly	Modbury	Under 17	Oct-06	
		MV Sullivan	AN Burns				
	190	CM Argent	A Cesare	Penfield	5th XI	Nov-93	
	186	PD Rebbeck	RG Chenoweth	Flinders Park	1st XI	Oct-77	
	181	AE Baker	PJ Williams	Hope Valley	2nd XI	Oct-91	
	179	VR Bhasker	MR Lilley	Golden Grove	3rd XI	Nov-06	
	169	BJ Cowper	MA Bradshaw	P A O C	6th XI	Feb-79	
	5	225	S Turner	BM Skurrie	Flinders University	6th XI	Nov-04
		211	AR Martin	P Norman	Brighton	1st XI	Feb-70
		205	KJ Duke	WH Toy	Woodville	1st XI	Mar-48
		202	KJ Francis	RL Potter	Sturt	2nd XI	Oct-57
187		P Allegretto	CL Goodwin	Greenacres	U14 Gold	Jan-98	
183		LA Harrington	MT Baker	S P O C	1st XI	Jan-10	
181		PJ Burckhardt	MA Turner	Immanuel O S	4th XI	Feb-90	
169		SD Heeps	NJ Ford	Brighton	1st XI	Oct-89	
164		PJ Burckhardt	RK Saunders	S P O C	4th XI	Mar-90	
160		SB Lehmann	R Suryanarayana	Elders-U S A	3rd XI	Jan-05	
6	172	DJ Williams	AN Kulow	Kilburn	3rd XI	Feb-09	
	157	CM Dawson	N Harnas	Pooraka	2nd XI	Feb-13	
	148	J Frearson	GK Price	Fitzroy	Under 14	Feb-93	
	147	AG Durdin	AJ Wilton	Gepps Cross	6th XI	Jan-91	
	141	BL Bowley	AG Jarvis	S P O C	1st XI	Oct-60	
	140	MT Baker	DJ Williams	Brighton	2nd XI	Mar-06	
	135	AR Martin	G Hammond	Burnside	2nd XI	Feb-65	
	133*	WM Blanden	HW Wolsey	Savings Bank	1st XI	Jan-47	
	133*	DJ Dixey	MS Dalton	Pulteney O S	2nd XI	Dec-87	
	131	P Norman	L Haines	Basket Range	3rd XI	Feb-53	
	7	201	PD Rebbeck	CP O'Donnell	Grange	3rd XI	Dec-91
		157*	RW Rutter	JA Jacobs	Brighton	2nd XI	Dec-94
		154	KJ Duke	E Cammiss	Woodville	1st XI	Mar-48
134*		RW Rutter	BL Williams	Port Districts	4th XI	Jan-09	
133		VR Bhasker	A Kaselouris	Marion	4th XI	Oct-02	
121		I Abbasov	NJ Padley	Brighton	3rd XI	Feb-92	
119		CS Forth	DC Phillips	Marion	5th XI	Nov-85	
117		CS Forth	MA Bradshaw	Clarence Park	4th XI	Oct-84	
116		S Cotter	B Colquist	Grange	5th XI	Mar-68	
114		T Hastings	B Milde	Elizabeth North	4th XI	Dec-72	
8		179*	AL Stagg	SP Cowling	Richmond Clarence Pk	3rd XI	Oct-03
	136	KG Lees	PJ Golding	S P O C	4th XI	Feb-89	
	135	AB Sender	P D'Argenio /	Broadview	Under 13	Nov-98	
		P D'Argenio	M Von Einem				
	133	PJ Mander	DJ Von Einem	S P O C	3rd XI	Jan-88	
	130	GG Wilson	RG Smith	S P O C	2nd XI	Feb-09	
	120	JW Stagg	JJ Gaerth	S P O C	1st XI	Feb-09	
	119	DH Adams	AC Tharaldsen	Pulteney O S	1st XI	Jan-04	
	116	R Warhurst	AW Fuss	Col Light Gardens	1st XI	Nov-41	
	116	CI Ansell	GG Wilson	A H O S	2nd XI	Mar-12	
	115	P Norman	JL Neumann	Pooraka	6th XI	Feb-82	
9	125	WM Blanden	AW Fuss / CA Kitto	Collegians	1st XI	Nov-40	
	119	LO Evans	SM Brister	Hectorville	Under 17	Oct-16	
	114	KL Berndt	DH Elliott	Brighton	2nd XI	Nov-56	
	113*	D Marotti	HJ Sautebin	Flinders Park	3rd XI	Feb-12	
	105	NJ Padley	MS Dalton	Pooraka	3rd XI	Dec-91	
10	143	JA Jacobs	MJ McKern	Brighton	2nd XI	Jan-04	
	124	KW Davies	R Bruno	Elders-U S A	5th XI	Mar-01	

**BOWLING****LEADING WICKET TAKERS**

Wkts	Name	Balls	Mdn	Runs	BBI	BBM	5wl	10wM	E/R	S/R	Ave
880	JSH Bickle	23537	504	9798	9--41	15--64	64	13	41.63	26.75	11.13
873	GG Wilson	34399	1365	15880	8--17	10--48	32	2	46.16	39.40	18.19
686	DJ Von Einem	28528	1045	12460	8--44	9--81	21		43.68	41.59	18.16
610	IW Scott	22626	723	12728	9--50	9--50	19		56.25	37.09	20.87
563	HJ Sautebin	24253	978	11576	6--18	11--65	21	1	47.73	43.08	20.56
553	VW Wilkinson	11016	104	6473	8--77	13--80	39	5	58.76	19.92	11.71
485	KJ Duke	14046	111	8946	7--28	11--97	18	2	63.69	28.96	18.45
471	AF Smith	13987	254	6036	8--13	11--35	30	3	43.15	29.70	12.82
451	CI Ansell	18304	743	8742	7-40	12-62	16	1	47.76	40.59	19.38
400	B Chapman	12666	244	5975	9--18	12--56	16	3	47.17	31.67	14.94

**BEST AVERAGE** (minimum 100 wkts)

Ave	Name	Wkts	Mtchs
9.28	LV Devine	102	70
9.80	M Whitford	191	47
9.99	LA Walkley	107	25
10.07	RJ Husler	119	112
10.10	M Boffa	101	45
10.32	JB Liebelt	105	48
10.36	RC Duffy	103	29
10.43	DW Martin	145	48
10.53	AR Marrett	230	58
10.74	JF Best	106	30

**BEST BOWLING in INNINGS**

BBI	Name	Versus	Team	Date
10--19	KH Elliott	Boulderstone	4th XI	Oct-61
10--30	AR Marrett	Grange	1st XI	Mar-72
9--18	B Chapman	Elizabeth Turf	6th XI	Jan-80
9--18	Z Wrobel	Richmond	1st XI	Dec-64
9--22	MJ McKern	Reynella	3rd XI	Nov-11
9--28	SH Dravitzki	Para Hills	U15	Jan-05
9--28	NT Patten	Port Adelaide	1st XI	Feb-41
9--39	AR Marrett	Glenelg	1st XI	Feb-72
9--41	JSH Bickle	Kensington	2nd XI	Dec-68
9--50	IW Scott	University S A	6th XI	Dec-94

**BEST ECONOMY RATE** (minimum 100 wkts)

Rate	Name	Wkts	Mtchs
31.17	AF Newman	146	54
33.42	DJ Hammond	159	53
33.52	AR McKenzie	207	90
36.18	SW Sykes	110	68
36.48	DW Martin	145	48
36.53	M Boffa	101	45
36.82	R Ormond	124	42
36.97	RK Turner	256	108
37.09	AP Turnbull	101	46
37.24	LV Devine	1102	70

**BEST BOWLING in MATCH**

BBM	Name	Versus	Team	Date
16--36	R Ormond	Marine & Harbours	3rd XI	Dec-72
15--49	AR Marrett	Richmond	1st XI	Nov-68
15--64	JSH Bickle	Bank of Adelaide	6th XI	Feb-75
13--26	CB Phillips	Elders	6th XI	Jan-92
13--29	KG Forrester	Elizabeth District	5th XI	Nov-85
13--40	LA Walkley	Railways	1st XI	Nov-57
13--55	R Hockley	Savings Bank - A5	4th XI	Oct-59
13--56	MJ Barber	Old Scotch	1st XI	Oct-19
13--57	G Perryman	W R E I	4th XI	Dec-65
13--62	SP Cowling	Woodville South	3rd XI	Jan-01

**BEST STRIKE RATE** (minimum 100 wkts)

Rate	Name	Wkts	Mtchs
19.92	VW Wilkinson	553	160
23.96	JF Best	106	30
23.97	M Whitford	191	47
14.13	RJ Husler	119	112
24.37	R Keen	106	39
24.93	LV Devine	102	70
25.04	BL Smith	134	63
25.25	JA Liebelt	105	48
25.33	LJ Kempster	147	34
25.47	LA Walkley	107	25

**MULTIPLE HAT TRICKS** (across multiple sections of club)

Name	Team
2 GG Wilson	2nd XI, Under 16

Refer also to "Seniors other than Firsts", "Junior" & "Sub Junior" sections for multiple Hat Tricks within a section .

Total number of Hat Tricks = 69

**5 WICKETS IN INNINGS (CAREER)**

5wl	Name
64	JSH Bickle
39	VW Wilkinson
31	GG Wilson
30	AF Smith
22	MS Dalton
22	Z Wrobel
22	HJ Davis
21	DJ Von Einem
21	CA Kitto
21	HJ Sautebin
19	MJ McKern
18	KJ Duke
18	IW Scott

**10 WICKETS IN MATCH (CAREER)**

10wM	Name
13	JSH Bickle
5	VW Wilkinson
5	AR Marrett
4	CA Kitto
4	HJ Davis
3	AF Smith
3	B Chapman
3	MS Dalton
3	JJ Gaerth
2	GG Wilson
2	KJ Duke
2	PQ Hoffmann
2	and others

**HIGHEST SEASON AGGREGATE**

Wkts	Name	Year
74	JSH Bickle	1974/5
70	VW Wilkinson	1954/5
70	JSH Bickle	1973/4
65	JSH Bickle	1969/70
63	HJ Davis	1952/3
61	JSH Bickle	1970/1
61	AR Marrett	1971/2
60	DJ Hammond	1985/6
59	AR Marrett	1969/70
59	R Gaffney	1969/70

**BEST SEASON AVERAGE (min. 10 wkts) +**

Ave	Name	Year
2.38	JG Squire	1949/50
2.86	DE Hann	1958/9
3.00	A Darling	1949/50
3.65	JA Kennedy	2011.2
3.79	AE Moncrieff	2003/4
3.80	C Payne	1971/2
3.80	KC Kacker	2005/6
3.96	TJ Evans	2004/5
4.09	MP Nye	2009/10
4.17	D Langston	1972/3

**BEST SEASON STRIKE RATE (min. 10 wkts) +**

Rate	Name	Year
9.20	PJ Newbold	2004/5
9.82	M Roocke	1981/2
10.13	G Summers	1971/2
10.50	SP Selvanderan	2002/3
10.64	JL vonEinem (Jess	2018/9
10.75	TT Gregerson	2004/5
11.45	LS Roberts	2012/3
11.64	AL Kelly	2003/4
11.68	SA Allman	1981/2
12.14	SJ Christie	2005/6

**BEST SEASON ECONOMY RATE (min. 10 wkts) +**

Rate	Name	Year
17.71	JG Squire	1949/50
19.32	DE Hann	1958/9
20.22	JB Liebelt	1951/2
20.33	CA Leddicoat	2016/7
20.62	A Darling	1949/50
21.48	S Goodwin	1988/9
22.32	D Langston	1972/3
22.81	L Devine	1997/8
23.11	MJ Davies	2005/6
23.31	C Payne	1971/2

**5 WICKETS IN INNINGS (SEASON)**

5wl	Name	Year
9	JSH Bickle	1973/4 & 74/5
7	HJ Davis	1952/3
7	JR Gregg	1970/1
6	VW Wilkinson	1954/5 & 61/2
6	JSH Bickle	1975/6
6	AF Smith	1965/6
6	RJ Stratfold	1974/5 & 75/6
6	HJ Davis	1955/6
6	M Whitford	1973/4

**10 WICKETS IN MATCH (SEASON)**

10wM	Name	Year
3	JSH Bickle	1973/4 & 74/5
3	AR Marrett	1971/2
2	JSH Bickle	1967/8 & 70/1
2	MS Dalton	1981/2
2	HJ Davis	1952/3
2	KG Forrester	1985/6
2	DJ Hammond	1985/6
2	CA Kitto	1945/6
2	R Ormond	1972/3
2	and others	

+ Excluding Sub Juniors – refer Sub Junior section

**W/KEEPING**

Best available information – records spasmodic

**MOST DISMISSALS**

Dis.	Name	Ctch	Stump	Byes
369	AJ Wilton	282	87	947
236	DH Williams	170	66	389
205	RI Dew	139	66	340
178	SJ Faulkner	150	28	722
172	L Di Venuto	138	34	1041
162	DR Jennings	126	36	437
146	JY Boerema	114	32	293
136	SJ Corcoran	127	9	554
131	PJ Golding	108	23	508
119	CP O'Donnell	101	18	339

**6 DISMISSALS IN AN INNINGS**

6 catches	W Welch	v Tea Tree Gully	1st XI	1972/73
6 catches	SL McFeeters	v SPOC	3rd XI	1988/89
5 catches + 1 stumping	TJ Hynd	v Edwardstown	2nd XI	1985/86

**ALL ROUND**

**ALL ROUNDERS** (Minmum 1000 runs & 200 Wickets) Rating = Bat. Ave. minus Bowl. Ave.

Rating	Name	Runs	Wickets
20.57	CM Underwood	4642	218
10.18	JA Jacobs	4630	277
8.03	AR McKenzie	1282	207
7.63	JB Harper	1388	203
6.74	JJ Gaerth	2079	313
6.71	NJ Padley	2911	308
6.62	WH Toy	4321	215
5.62	AF Smith	3361	421
4.42	DC Oung	3764	278
4.29	JW Stagg	7130	280

**CENTURY & 5 WICKETS IN AN INNINGS**

Bat	Bowl	Name	Versus	Team	Date
125*	+ 5--47	AD Wood	Hope Valley	U16	Mar-88
119*	+ 6--39	DA Williams	Hope Valley	5th XI	Jan-97
112	+ 5--38	CM Underwood	Goodwood	1st XI	Feb-07
106	+ 5--15	M Muller	Athelstone	U16	Feb-88
108*	+ 5/14	CA Leddicot	Ingle Farm	U15	Jan-17
100r	+ 5--77	A Kallos	Marion	U14	Jan-91
100r	+ 5--16	MP Nye	Eastern Suburbs	U15Rd	Oct-09

# 1st XI Regular Competition



ADELAIDE TURF CRICKET ASSOCIATION  
TWO DAY COMPETITION  
80 (6 ball) OVERS – MCC RULES

PLAYED: 2 Saturdays ... October - March  
COMMENCED: Season 1932/33  
RECORDS FROM: Season 1939/40  
LAST PLAYED: Continuing

AGAINST		CRICKET CLUB	PLAYED AT	DATE	UMPIRES	HOW OUT	BOWLERS	TOTALS
WOODVILLE		PAYNEHAM	BRIGHTON	MARCH 18 <sup>th</sup> 20 <sup>th</sup> 1941	E. J. GRIFFITHS & G. J. RUXTON			
BATSMAN		CLUB	MATCH RESULT	RUNS SCORED				
MORSEY, R. W.					ST. BUSBRIDGE, J.	INGUS, A.	0.	
BEAR, F. G.	1142				BOWLED	INGUS, A.	8.	
LOOKER, D. S.	144				ST. NORMAN, E.	WRIGHT, H.	40.	
DUKE, K. J.	111				BOWLED	HARRISON, A.	161.	
					BOWLED	WRIGHT, H.	9.	
					ST. BUSBRIDGE, J.	BOX, P.	142.	
						BOX, P.	0.	



<b>TEAM</b>
-------------

**GRADES CONTESTED**

1898/99 – 1931/32	A	Hard wicket	ETCA \$
1932/33 – 1937/38	A1		ATCA ** #
1938/39 – 1971/72	A1		ATCA #
1972/73 – 1976/77	1		ATCA #
1977/78 – 1994/95	A1		ATCA #
1995/96 – 2003/04	Premier		ATCA #
2004/05 – 2005/06	A1 Premier		ATCA #
2006/07	A2		ATCA
2007/08 – 2012/13	A1 Premier		ATCA #
2013/14 – 2018/09	A1		ATCA #

\*\* No detailed records # Highest grade \$ refer to "Early History" section

**CAPTAINS**

1932/33	J H McDonald
1933/34	A R Bent
1934/35	A R Bent
1935/36	A R Bent
1936/37	A R Bent
1937/38	T Stappard
1938/39	T Stappard
1939/40	K J Duke
1940/41	K J Duke
1941/42	K J Duke
1942/43	K J Duke
1943/44	K J Duke
1944/45	K J Duke
1945/46	R Warhurst
1946/47	W H Toy
1947/48	K J Duke
1948/49	K J Duke
1949/50	K J Woodcock
1950/51	K J Duke
1951/52	K J Duke
1952/53	K J Duke
1953/54	K J Duke
1954/55	A F Smith
1955/56	K J Duke
1956/57	L A Walkley
1957/58	L A Walkley*
1958/59	K J Duke
1959/60	B L Bowley*
1960/61	B L Bowley*

1961/62	B L Bowley*
1962/63	L N Kempster
1963/64	R J Graefe*
1964/65	R J Graefe*
1965/66	R J Graefe*
1966/67	R J Graefe*
1967/68	G Howard*
1968/69	G Howard
1969/70	L Raymond*
1970/71	L Raymond*
1971/72	L Raymond*
1972/73	L Raymond*
1973/74	R J Stratfold*
1974/75	R J Stratfold*
1975/76	R J Stratfold*
1976/77	R S Dinan*
1977/78	P D Rebbeck*
1978/79	T M Goodwin*
1979/80	T M Goodwin*
1980/81	T M Goodwin*
1981/82	G A Wright*
1982/83	A E Baker*
1983/84	A E Baker*
1984/85	A E Baker*
1985/86	T M Goodwin*
1986/87	R A Fraser*
1987/88	R A Fraser*
1988/89	N W Ford*
1989/90	N W Ford*

1990/91	N W Ford*
1991/92	P M Judd*
1992/93	P M Judd*
1993/94	P J Raymond*
1994/95	P M Judd*
1995/96	P M Judd*
1996/97	D M Curtin*
1997/98	G A Wills
1998/99	P M Judd
1999/00	M J O'Shea
2000/01	C M Underwood
2001/02	C M Underwood
2002/03	C M Underwood
2003/04	N J Mosey
2004/05	N J Mosey
2005/06	N J Mosey
2006/07	SD Heeps*
2007/08	SD Heeps*
2008/09	JJ Gaerth
2009/10	JJ Gaerth
2010/11	LA Harrington
2011/12	LA Harrington
2012/13	JE Farmer
2013/14	JE Farmer
2014/15	JE Farmer
2015/16	JE Farmer
2016/17	MJ Barber
2017/18	JY Boerema
2018/19	JY Boerema

\* Captain / Coach

**HIGHEST INNINGS TOTAL**

Score	Versus	Date
8--488	Woodville (gf)	Mar-48
3--486	University	Nov-43
9--441	Flinders University	Oct-06
5--434	S P O C	Feb-10
385	Collegians	Nov-40
9--378	R A A F	Nov-42
7--376	S P O C	Dec-07
8--370	A H O S	Oct-03
9--368	Brighton	Oct-07
* 7--366	S P O C	Nov-99

\* Note this game was tied and appears in both 'For' & 'Against' lists.

**LOWEST COMPLETED INNINGS TOTAL**

Score	Versus	Date
30	Grange	Dec-16
31	Edwardstown	Oct-62
33	Port Districts	Nov-17
35	P A O C	Jan-63
36	Brighton	Jan-77
40	Clarence Park	Feb-62
42	Glenelg	Feb-75
45	Edwardstown	Nov-63
46	Glenelg	Feb-75
46	Edwardstown	Jan-82

**HIGHEST INNINGS TOTAL AGAINST**

Score	by	Date
7--518	Richmond Clarence Pk	Mar-04
8--406	Gaza	Dec-93
390	Sturt	Nov-42
8--385	Pooraka	Mar-18
6--373	Grange	Nov-03
9--371	Grange	Feb-99
3--366	R A A F	Jan-44
* 7--366	S P O C	Nov-99
358	Woodville Rechabites	Feb-12
3--356	Reynella	Nov-16

**LOWEST COMPLETED INNINGS TOTAL AGAINST**

Score	by	Date
4	W R E I	Oct-72
13	Col Light Gardens	Oct-52
19	Kelvinator	Nov-56
20	Richmond	Oct-58
24	W R E I	Jan-63
25	Richmond	Oct-92
26	Tea Tree Gully	Oct-71
34	Concordia OC	Oct-06
35	Edwardstown	Nov-69
38	Brighton	Mar-15

**HIGHEST OUTRIGHT WINNING MARGIN**

Margin	Date	Home Score	Opponents	Visitors Score
<b>By Innings plus</b>				
Innings & 154 runs	Dec-1957	4/304 d. & --- def.	Glenelg	61 & 89
Innings & 126 runs	Nov-1952	9/246 d. & --- def.	Clarence Park	70 & 50
Innings & 122 runs	Nov-1948	5/218 d. & --- def.	KOCA	52 & 44
Innings & 77 runs	Jan-1948	240 & --- def.	Holdens	62 & 101
Innings & 39 runs	Jan-1956	237 & --- def.	Clarence Park	80 & 118
Innings & 35 runs	Nov-1968	147 & --- def.	Richmond	43 & 69
Innings & 28 runs	Jan-1960	2/147 d. & --- def.	PAOC	51 & 68
<b>By Runs</b>				
217 runs	Feb-1948	179 & 5/198 d. def.	KOCA	79 & 81
129 runs	Mar-2015	196 & 3/92 d. def.	Brighton	38 & 121
113 runs	Mar-1941	126 & 3/92 d. def.	Pulteneny O S	47 & 58
105 runs	Nov-1963	45 & 182 def.	Edwardstown	1/50 d. & 72
92 runs	Oct-1972	69 & 5/114 d. def.	WREI	4 & 87
74 runs	Dec-1942	135 & 1/106 d. def.	Collegians	78 & 89
67 runs	Feb-1960	142 & 3/79 d. def.	Brighton	90 & 64
<b>By Wickets</b>				
10 wickets	Mar-1941	171 & 0/2 def.	Col Light Gardens	44 & 128
10 wickets	Oct-1951	149 & 0/19 def.	Savings Bank	69 & 91
10 wickets	Jan-1954	3/118 d. & 0/30 def.	Tubemakers	54 & 92
10 wickets	Jan-1963	97 & 0/1 def.	WREI	73 & 24
9 wickets	Jan-1966	6/134 d. & 1/113 def.	KOCA	124 & 118
9 wickets	Nov-1972	91 & 1/13 def.	Clarence Park	42 & 61
9 wickets	Oct-2006	180 & 1/49 def.	Concordia O C	191 & 34

**HIGHEST OUTRIGHT LOSING MARGIN**

Margin	Date	Home Score	Opponents	Visitors Score
<b>By Innings plus</b>				
Innings & 172 runs	Feb-2019	62 & 92	def. by Walkerville	7/326
Innings & 134 runs	Dec-2016	109 & 30	def. by Grange	6/275d. ---
Innings & 57 runs	Nov-1974	67 & 71	def. by Woodville Nth	195 ---
Innings & 42 runs	Nov-2015	60 & 98	def. by Pooraka	200 ---
Innings & 38 runs	Nov-2017	85 & 86	def. by Para Hills	209 ---
Innings & 33 runs	Jan-1959	136 & 87	def. by Railways	4/256 d. ---
Innings & 20 runs	Jan-1959	82 & 58	def. by Sturt	160 ---
<b>By Runs</b>				
132 runs	Mar-1950	79 & 76	def. by Teachers Col.	162 & 4/125 d.
120 runs	Jan-1940	114 & 64	def. by Hawthorn	137 & 5/161
105 runs	Nov-1967	79 & 68	def. by PAOC	148 & 8/104 d.
101 runs	Feb-1975	42 & 46	def. by Glenelg	88 & 101
79 runs	Dec-1962	55 & 69	def. by Brighton	133 & 6/70 d.
54 runs	Feb-1968	61 & 73	def. by Clarence Park	58 & 130
38 runs	Jan-1982	109 & 42	def. by Edwardstown	88 & 105
<b>By Wickets</b>				
10 wickets	Jan-2016	50 & 81	def. by PAOC	9/115 d. & 0/18
10 wickets	Nov-2018	143 & 79	def. by PAOC	7/206 d. & 0/17
9 wickets	Oct-1962	31 & 74	def. by Edwardstown	5/33 d. & 1/73
9 wickets	Mar-2019	101 & 80	def. by Goodwood	163 & 1/21
8 wickets	Feb-1969	79 & 113	def. by Edwardstown	74 & 2/120
7 wickets	Feb-1966	119 & 104	def. by Clarence Park	174 & 3/51
7 wickets	Nov-1968	53 & 101	def. by Savings Bank	3/56 d. & 3/104

# Matches where Payneham set a target and the opposition ran it down

**GRAND FINALS**

Result	Versus	Season
won	++	1940-41
won	Woodville	1947-48
lost	Sturt	1952-53
lost	Sturt	1955-56
lost	Myer	1956-57
lost	Myer	1960-61
lost	Kilburn	1969-70
won	Glenelg	1970-71
won	Grange	1971-72
won	Kilburn	1979-80
won	SPOC	1981-82
**	Walkerville	1986-87
lost	Gaza	1987-88
won	Woodville North	1991-92
lost	Gaza	1992-93
lost	Grange	1999-00
won	SPOC	(A2) 2006-07
lost	Pulteney OS	2010/11

**MOST APPEARANCES**

Mch	Name
282	KJ Duke
211	GG Wilson
161	SD Heeps
142	DJ Dixey
140	TM Goodwin
150	JW Stagg
136	RW Morbey
131	WH Toy
126	PJ Raymond
126	NP Zachat
124	PJ Williams
120	RL Day
109	GM Vincent
109	MJ O'Shea
103	GR Wasley
102	AR Martin
101	JJ Gaerth
96	PC Battersby
96	DH Williams
95	KG Plummer

++ 1940-41 premier awarded to 'top of table'

\*\* 1986-87 abandoned (both days rain) - won Results awarded on table positions

Note: Prior to 1932 Payneham won premierships in ETCA A Grade in 1908-09, 1910-11, 1912-13, 1914-15, 1918-19, 1920-21, 1921-22, 1923-24, 1925-26, 1929-30, 1930-31 & 1931-32

## PERFORMANCES AT KEY GROUNDS

### PAYNEHAM OVAL

#### HIGHEST INNINGS TOTAL

Score	Versus	Date
9--441	Flinders University	Oct-06
7--376	S P O C	Dec-07
8--370	A H O S	Oct-03
363	P A O C	Feb-54
349	Brighton	Mar-54

#### HIGHEST SCORES

Score	Name	Date
184	NJ Mosey	Oct-06
173*	GA Wills	Oct-99
169	AS Foster	Oct-93
168	NJ Mosey	Oct-07
153*	GA Wills	Oct-96

#### BEST BOWLING (Innings)

BBI	Name	Date
9--18	Z Wrobel	Dec-64
9--39	AR Marrett	Feb-72
8--8	LJ Kempster	Jan-63
8--16	B Chapman	Oct-60
8--27	M Whitford	Dec-73

#### BEST BOWLING (Match)

BBM	Name	Date
13--56	MJ Barber	Oct-18
12--42	LJ Kempster	Jan-63
12--80	CA Kitto	Feb-46
11--61	CN Adams	Feb-49
11--63	AR Marrett	Feb-72

#### BEST PARTNERSHIPS

Wkt	Score	Batsmen	Date
1	150	PJ Williams / DI Williams	Nov-86
2	161	NP Zachat / SM Ellicott	Nov-06
3	166*	GR Wasley / SW Sykes	Dec-76
4	186	PD Rebbeck / R Chenoweth	Oct-77
5	211	AR Martin / P Norman	Feb-70
6	133*	WM Blanden / HW Wolsey	Jan-47
7	108	KJ Duke / B Schultz	Jan-40
8	119	DH Adams / AC Tharaldsen	Jan-04
9	83*	DK Plummer / M Ninnes	Mar-63
10	93	JE Farmer / A Watherston	Feb-13

### GOODWOOD OVAL

#### HIGHEST INNINGS TOTAL

Score	Versus	Date
8--293	Richmond Clarence Pk	Nov-97
8--285	S P O C	Mar-87
8--283	Port Adelaide	Nov-39
9--280	Brighton	Mar-92
278	Clarence Park	Nov-54

#### HIGHEST SCORES

Score	Name	Date
130	JW Stagg	Feb-18
103*	RL Day	Nov-92
99	PJ Raymond	Feb-89
90*	TM Goodwin	Oct-81
90	GA Wills	Nov-97

#### BEST BOWLING (Innings)

BBI	Name	Date
8--34	CM Underwood	Feb-01
7--37	M Whitford	Nov-72
7--74	AR Marrett	Jan-70
6--24	LA Walkley	Nov-57
6--35	CA Kitto	Jan-40

#### BEST BOWLING (Match)

BBM	Name	Date
11--134	CA Kitto	Jan-44
8--30	AW Fuss	Feb-40
8--34	CM Underwood	Feb-01
8--47	AR Marrett	Nov-72
8--49	M Whitford	Nov-72

#### BEST PARTNERSHIPS

Wkt	Score	Batsmen	Date
1	148	RL Day / GA Wills	Nov-97
2	130	RL Day / AS Foster	Nov-92
3	97	DJ Dixey / KJ Widdows	Nov-75
4	123	TM Goodwin / RI Dew	Oct-81
5	96	JW Stagg/AD Lee	Oct-16
6	118	PJ Raymond / NJ Ford	Feb-89
7	61	SD Heeps / GG Wilson	Mar-92
8	50	NJ Ford / DC Oung	Nov-90
9	45*	CA Kitto / EC Sim	Nov-39
10	68	M Sheikh / MJ Barber	Feb-15

**CATERER OVAL****HIGHEST INNINGS TOTAL**

Score	Versus	Date
5--434	S P O C	Feb-10
7--366	S P O C	Nov-99
344	S P O C	Feb-09
292	S P O C	Feb-90
291	S P O C	Jan-53

**HIGHEST SCORES**

Score	Name	Date
175	LA Harrington	Feb-10
159	JW Stagg	Feb-09
125	JW Stagg	Feb-10
115	BL Bowley	Oct-60
111	GA Wills	Nov-99

**BEST BOWLING (Innings)**

BBI	Name	Date
8--82	AJ Donald	Jan-17
7--73	DC Oung	Nov-93
6--21	BL Bowley	Oct-60
5--19	MJ Barber	Dec-14
5--54	B Chapman	Jan-62

**BEST BOWLING (Match)**

BBM	Name	Date
8--82	AJ Donald	Jan-17
7--29	BL Bowley	Oct-60
7--73	DC Oung	Nov-93
6--43	JB Harper	Nov-51
6--46	T Watt	Nov-51

**BEST PARTNERSHIPS**

Wkt	Score	Batsmen	Date
1	177	RL Day / AN Wilson	Nov-99
2	106	RW Morbey / KJ Duke	Dec-59
3	220	LA Harrington/JW Stagg	Feb-10
4	123	LJ Lambert / DS Looker	Feb-55
5	126	AR Catchlove / MF Ewens	Jan-53
6	141	BL Bowley / AG Jarvis	Oct-60
7	48	JW Stagg/SS Athurugiri	Jan-17
8	120	JW Stagg / JJ Gaerth	Feb-09
9	54	JW Stagg/SD Hunter	Feb-09
10	25	P Neumann / WB Warburton	Jan-53

**BRIGHTON OVAL****HIGHEST INNINGS TOTAL**

Score	Versus	Date
8--488	Woodville g.f.	Mar-48
9--368	Brighton	Oct-07
4--295	Brighton	Feb-50
266	Railways s.f.	Mar-53
6--247	Brighton	Jan-87

**HIGHEST SCORES**

Score	Name	Date
161	KJ Duke g.f.	Mar-48
145	SM Ellicott	Oct-07
142	WH Toy g.f.	Mar-48
133*	KE Woodcock	Feb-50
129	M Sheikh	Oct-07

**BEST BOWLING (Innings)**

BBI	Name	Date
8--30	GA Wills	Jan-97
8--49	JJ Gaerth	Feb-09
7--13	TM Goodwin	Feb-81
7--70	TM Goodwin	Feb-83
7--77	KJ Duke	Jan-61

**BEST BOWLING (Match)**

BBM	Name	Date
11--58	JW Stagg	Feb-10
11--77	JJ Gaerth	Feb-09
9--37	TM Goodwin	Feb-81
9--87	GA Wills	Jan-97
8--59	MJ Barber	Oct-15

**BEST PARTNERSHIPS**

Wkt	Score	Batsmen	Date
1	78	J Mortimer / G Howard	Nov-65
2	103	BT Schiller/SM Ellicott	Oct-07
3	70	JW Stagg/LA Harrington	Feb-12
4	207	M Sheikh / SM Ellicott	Oct-07
5	205	KJ Duke / WH Toy	Mar-48
6	79	GR Wasley / TM Goodwin	Feb-85
7	154	KJ Duke / E Cammiss	Mar-48
8	57*	DJ Williams / DH Adams	Feb-05
9	66*	LJ Lambert / AR Catchlove	Nov-53
10	46	LA Walkley / JSH Bickle	Oct-57

## PERFORMANCES vs KEY OPPONENTS

### vs SPOC

#### HIGHEST INNINGS TOTAL

Score	Played at	Date
5--434	Caterer Oval	Feb-10
7--376	Payneham Oval	Dec-07
7--366	Caterer Oval	Nov-99
344	Caterer Oval	Feb-09
5--318	Payneham Oval	Jan-01

#### HIGHEST SCORES

Score	Name	Venue	Date
175	LA Harrington	Away	Feb-10
159	JW Stagg	Away	Feb-09
138	SD Heeps	Home	Oct-02
125	JW Stagg	Away	Feb-10
118*	SD Heeps	Home	Dec-07

#### BEST BOWLING (Innings)

BBI	Name	Venue	Date
8--28	CA Kitto	Away	Jan-46
8--49	M Sheikh	Home	Jan-11
8--82	AJ Donald	Away	Jan-17
7--47	WM Blanden	Away	Dec-47
7--73	DC Oung	Away	Nov-93

#### BEST BOWLING (Match)

BBM	Name	Venue	Date
13--69	CA Kitto	Away	Jan-46
8--52	M Sheikh	Home	Jan-11
8--59	M Whitford	Home	Nov-71
8--71	RW Morbey	Away	Dec-50
8--82	AJ Donald	Away	Jan-17

#### BEST PARTNERSHIPS

Wkt	Scr	Batsmen	Venue	Date
1	177	RL Day / AN Wilson	Away	Nov-99
2	161	SM Ellicott / NP Zachat	Home	Nov-06
3	220	LA Harrington/JW Stagg	Away	Feb-10
4	123	LJ Lambert / DS Looker	Away	Feb-55
5	183	LA Harrington/MT Baker	Home	Jan-01
6	141	BL Bowley / AG Jarvis	Away	Oct-60
7	91*	KJ Duke / DJ Roberts	Away	Dec-50
8	120	JW Stagg / JJ Gaerth	Away	Feb-09
9	58	JW Stagg / DC Oung	Home	Mar-01
10	59	DL Dunemann / CN Adams	Away	Dec-50

### vs GRANGE

#### HIGHEST INNINGS TOTAL

Score	Played at	Date
9--305	Grange Oval	Jan-03
285	Payneham Oval	Oct-12
8--271	Payneham Oval	Nov-03
8--263	Payneham Oval	Feb-99
263	Grange Oval	Jan-01

#### HIGHEST SCORES

Score	Name	Venue	Date
155	CM Underwood	Away	Jan-01
103*	PM Judd	Away	Dec-94
96	NP Zachat	Home	Nov-03
91	CM Underwood	Away	Jan-03
87	PJ Williams	Away	Oct-84

#### BEST BOWLING (Innings)

BBI	Name	Venue	Date
10--30	AR Marrett	g.f. Neutral	Mar-72
7--41	SP Crook	Home	Jan-15
7--50	AR Marrett	Home	Dec-69
6--29	AF Newman	Home	Jan-81
6--39	DC Oung	Home	Jan-00

#### BEST BOWLING (Match)

BBM	Name	Venue	Date
11--121	SP Crook	Home	Jan-15
10--30	AR Marrett	g.f. Neutral	Mar-72
7--50	AR Marrett	Home	Dec-69
6--39	AF Newman	Home	Jan-81
6--39	DC Oung	Home	Jan-00

#### BEST PARTNERSHIPS

Wkt	Scr	Batsmen	Venue	Date
1	129	SD Heeps / NP Zachat	Away	Oct-04
2	120	RL Day / SD Heeps	Home	Nov-95
3	84	SD Heeps / PM Judd	Away	Dec-94
4	68*	LA Harrington/JW Stagg	Home	Jan-15
5	115	CM Underwood / PA Smith	Away	Jan-03
6	78	MP Selvanera / DM Curtin	Home	Jan-87
7	100	RW Rutter / GG Wilson	Home	Feb-99
8	68	R O'Brien / W Welch	Neutral	Mar-72
9	47	R O'Brien / M Whitford	Neutral	Mar-72
10	40	JJ Gareth / A Watherston	Home	Oct-12

**vs BRIGHTON****HIGHEST INNINGS TOTAL**

Score	Played at	Date
9--368	Brighton Oval	Oct-07
349	Payneham Oval	Mar-54
4--295	Brighton Oval	Feb-50
6--286	Payneham Oval	Jan-95
9--280	Goodwood Oval	Mar-92

**HIGHEST SCORES**

Score	Name	Venue	Date
145	SM Ellicott	Away	Oct-07
142*	AR Martin	Home	Feb-70
140	GA Wills	Home	Dec-97
133*	KE Woodcock	Away	Feb-50
129	M Sheikh	Away	Oct-07

**BEST BOWLING** (Innings)

BBI	Name	Venue	Date
8--30	GA Wills	Away	Jan-97
8--49	JJ Gaerth	Away	Feb-09
7--13	TM Goodwin	Away	Feb-81
7--31	Z Wrobel	Home	Oct-63
7--70	TM Goodwin	Away	Feb-83

**BEST BOWLING** (Match)

BBM	Name	Venue	Date
11--58	JW Stagg	Away	Feb-10
11--77	JJ Gaerth	Away	Feb-09
9--37	TM Goodwin	Away	Feb-81
9--63	BL Bowley	Home	Feb-60
9--87	GA Wills	Away	Jan-97

**BEST PARTNERSHIPS**

Wkt	Scr	Batsmen	Venue	Date
1	98	RL Day / DR Betterman	Away	Mar-92
2	103	BT Schiller/SM Ellicott	Away	Oct-07
3	100	MJ O'Shea / PJ Raymond	Home	Dec-90
4	207	M Sheikh / SM Ellicott	Away	Oct-07
5	211	AR Martin / P Norman	Home	Feb-70
6	128	LJ Lambert / MF Ewens	Home	Mar-54
7	92*	MJ O'Shea / JA Jacobs	Home	Jan-95
8	57*	DJ Williams / DH Adams	Away	Feb-05
9	76	M Sheikh / MJ Barber	Home	Mar-15
10	93	JE Farmer / A Watherston	Home	Feb-13

**vs RICHMOND CLARENCE PARK**

(including RICHMOND, CLARENCE PARK &amp; GOODWOOD)

**HIGHEST INNINGS TOTAL**

Score	Played at	Date
6--315	Payneham Oval	Oct-99
8--293	Goodwood Oval	Nov-97
3--282	Payneham Oval	Oct-59
278	Goodwood Oval	Nov-54
9--267	Goodwood Oval	Feb-89

**HIGHEST SCORES**

Score	Name	Venue	Date
173*	GA Wills	Home	Oct-99
130	JA Stagg	Away	Feb-18
112	CM Underwood	Home	Feb-07
103*	RL Day	Away	Nov-92
99	PJ Raymond	Away	Feb-89

**BEST BOWLING** (Innings)

BBI	Name	Venue	Date
9--18	Z Wrobel	Home	Dec-64
8--16	B Chapman	Home	Oct-60
8--34	CM Underwood	Away	Feb-01
8--34	AR Marrett	Away	Nov-68
7--9	LW Brown	Home	Oct-58

**BEST BOWLING** (Match)

BBM	Name	Venue	Date
15-49	AR Marrett	Away	Nov-68
9--18	Z Wrobel	Home	Dec-64
9--31	B Chapman	Home	Oct-60
8--30	P Neumann	Home	Nov-52
8--32	LW Brown	Home	Oct-58

**BEST PARTNERSHIPS**

Wkt	Scr	Batsmen	Venue	Date
1	148	RL Day / GA Wills	Away	Nov-97
2	130	RL Day / AS Foster	Away	Nov-92
3	134	MJ O'Shea / PM Judd	Home	Mar-96
4	126*	KJ Francis / BL Bowley	Home	Oct-59
5	125	GA Wills / MJ O'Shea	Home	Oct-99
6	118	PJ Raymond / NJ Ford	Away	Feb-89
7	96	CM Underwood / S D Heeps	Home	Feb-07
8	66	G Howard / AR Marrett	Away	Nov-68
9	53	R Sparrow / KH Elliott	Home	Jan-62
10	68	M Sheikh / MJ Barber	Away	Feb-15

**BATTING****LEADING RUNSCORERS**

Runs	Name	Mch	Inn	N O	H S	100s	50s	Ave
6169	KJ Duke	283	345	33	161	3	32	19.71
4335	SD Heeps	161	173	21	138	4	24	28.52
3778	WH Toy	131	159	11	249	4	17	25.53
4609	JW Stagg	150	192	16	159	5	16	26.19
3752	CM Underwood	95	113	17	155	6	19	39.08
3719	RL Day	120	149	13	129*	5	15	27.35
3697	RW Morbey	136	172	18	118*	3	14	24.01
3264	PJ Raymond	126	142	18	102*	1	16	26.32
3198	NJ Mosey	65	71	4	184	8	20	47.73
3066	DJ Dixey	142	176	20	112	1	12	19.65

**HIGHEST SCORES**

HS	Name	Versus	Venue	Date
249	WH Toy	University	Teachers Col Oval	Nov-43
184	NJ Mosey	Flinders University	Payneham Oval	Oct-06
175	LA Harrington	S P O C	Caterer Oval	Feb-10
173*	GA Wills	Richmond Clarence Pk	Payneham Oval	Oct-99
169	AS Foster	Edwardstown & O C	Payneham Oval	Oct-93
168	NJ Mosey	Pulteney OS	Payneham Oval	Oct-07
161	KJ Duke	Woodville	Brighton Oval	Mar-48
159	JW Stagg	S P O C	Caterer Oval	Feb-09
155	CM Underwood	Grange	Grange Oval	Jan-01
153*	GA Wills	Gepps Cross	Payneham Oval	Oct-96

**BEST PARTNERSHIPS**

Wkt	Score	Batsmen	Opposition	Date
1	353	KE Woodcock	WH Toy	University
2	228	AS Foster	MJ O'Shea	Gepps Cross
3	220	LA Harrington	JW Stagg	S P O C
4	207	M Sheikh	SM Ellicott	Brighton
5	211	AR Martin	P Norman	Brighton
6	141	BL Bowley	AG Jarvis	S P O C
7	154	KJ Duke	E Cammiss	Woodville
8	120	JW Stagg	JJ Gaerth	S P O C
9	125	WM Blanden	AW Fuss / C A Kitto	Collegians
10	97	LS Roberts	GC Rose	Hope Valley

**CENTURY ON DEBUT**

Score	Name	Versus	Venue	Date
153*	GA Wills	Gepps Cross	Payneham Oval	Oct-96
149	NJ Mosey	A H O S	Payneham Oval	Oct-03
136	PD Rebbeck	Flinders Park	Payneham Oval	Oct-77
119	JD McNally	Pembroke O C	Payneham Oval	Oct-14

**ODD SPOT – Highest score of Batsman @ 11**

Score	Name	Versus	Venue	Date
60	LS Roberts	Hope Valley	Hope Valley Oval	Nov-17

**MULTIPLE CENTURIES**

No	Name	Scores
8	NJ Mosey	184 168 149 146 126 124 114 111
6	GA Wills	173* 153* 140 125 111 103*
6	CM Underwood	155 132 122* 112 107 102
5	RL Day	129* 116* 107 105 103*
5	KE Woodcock	133* 132 121 119 114
5	JW Stagg	159, 130, 125, 109, 101
4	WH Toy	249 151 142 118
4	SD Heeps	138 133* 118* 105
3	LA Harrington	175 112 100
3	KJ Duke	161 104 100
3	AS Foster	169 126 101*
3	NJ Ford	124 104* 103
3	RW Morbey	118* 113 100*
2	DS Looker	148* 100*
2	SM Ellicott	145 106
2	R Warhurst	124 100
2	RA Fraser	121 108
2	RS Dinan	115* 103*
2	J Frick	107 105
2	KJ Francis	106* 104
2	PM Judd	103* 102*
2	WM Blanden	102* 101
2	MJ O'Shea	102 101

**CENTURIES**

Name	Score
AR Martin	142*
PD Rebbeck	136
M Sheikh	129
JD Mc Nally	119
MP Selvanera	115*
BL Bowley	115
AD Lee	114
DJ Dixey	112
TM Goodwin	110*
SW Sykes	110*
J Millar	106
E Cammiss	105*
DJ Roberts	103*
DI Williams	103
PJ Raymond	102*
PJ Mander	100*
AE Baker	100*
DA Williams	100*
T Stappard	100*
S Fielke	100

**FASTEST CENTURY**

Name	Minutes	Verses	Date
WM Blanden	63	K O C A	Feb-48

**HIGHEST SEASON AGGREGATE**

Runs	Name	Season
750	WH Toy	1943/44
743	NJ Mosey	2007/08
742	GA Wills	1999/00
679	CM Underwood	2002/03
662	KE Woodcock	1943/44
647	LA Harrington	2009/10
639	NJ Mosey	2006/07
619	GA Wills	1996/97
597	CM Underwood	2000/01
591	MJ O'Shea	1991/92

**HIGHEST AVERAGE** (minimum 1000 runs)

Ave	Name	Runs
51.19	BL Bowley	1331
49.39	GA Wills	2519
47.73	NJ Mosey	3198
39.08	CM Underwood	3752
38.67	RJ Graefe	1508
38.23	PM Judd	2026
37.02	AS Foster	1999
36.12	KE Woodcock	2348
35.83	DS Looker	2150
35.26	LA Harrington	2398

**HIGHEST SEASON AVERAGE** (minimum 5 innings)

Ave	Name	Season
84.00	DS Looker	1954/55
80.50	TM Goodwin	1987/88
74.00	DS Looker	1949/50
68.78	GA Wills	1996/97
65.67	RJ Graffe	1966/67
65.25	BL Bowley	1960/61
62.50	WH Toy	1943/44
61.92	NJ Mosey	2007/08
61.83	GA Wills	1999/00
60.18	KE Woodcock	1943/44

**CARRIED BAT**

Name	Score	Verses	Date
RW Morbey	100* of 209	Sturt	Jan-55
KJ Duke	54* of 208	Glenelg	Jan-40

**BATTED THROUGH INNINGS**

Name	Score	Verses	Date
GA Wills	153* of 3/252	Gepps X	Oct-96
RL Day	129* of 4/266	Woodville N.	Mar-92
GR Wasley	92* of 6/219	S P O C	Dec-76
GG Wilson	86* of 3/197	Ingle Farm	Mar-93

**BOWLING****LEADING WICKET TAKERS**

Wkts	Name	Balls	Mdn	Runs	BBI	BBM	5wl	10wM	E/R	S/R	Ave
369	KJ Duke	10646	86	6905	7--28	10--50	14	1	64.86	28.85	18.71
341	PC Battersby	11474	216	4782	7--10	9--46	11		41.68	33.65	14.02
290	GG Wilson	15646	675	7165	6--49	10--62	6	1	45.79	53.95	24.71
290	CA Kitto	7729	45	4855	8--28	13--69	21	4	62.82	26.65	16.74
288	AR Marrett	7920	197	3062	10--30	15--49	17	5	38.66	27.50	10.63
237	JJ Gaerth	7709	341	3303	8--18	12--61	9	3	42.85	32.53	13.94
230	MJ Barber	7095	288	3451	7--22	13--58	18	1	48.64	30.85	15.00
216	CN Adams	6139	91	2912	7--40	11--61	11	1	47.43	28.42	13.48
207	KG Plummer	7288	114	3428	6--10	8--38	8		47.04	35.21	16.56
199	M Sheikh	5956	269	2563	8--49	8--49	11		43.03	29.93	12.88

**BEST AVERAGE** (minimum 100 wkts)

Ave	Name	Wkts	Mtchs
9.99	M Whitford	174	44
9.99	LA Walkley	107	25
10.63	AR Marrett	288	70
11.74	LJ Kempster	133	31
11.85	RJ Stratfold	144	33
12.17	AF Newman	138	49
12.88	M Sheikh	199	73
13.03	JB Harper	137	54
13.48	CN Adams	216	72
13.70	MJ Barber	164	58

**BEST BOWLING in INNINGS**

BBI	Name	Versus	Date
10--30	AR Marrett	Grange (g.f)	Mar-72
9--18	Z Wrobel	Richmond	Dec-64
9--28	NT Patten	Port Adelaide	Feb-41
9--39	AR Marrett	Glenelg	Feb-72
9--51	JSH Bickle	Railways	Feb-58
8--8	LJ Kempster	W R E I	Jan-63
8--16	B Chapman	Richmond	Oct-60
8--17	LA Walkley	Glenelg	Dec-56
8--18	JJ Gaerth	Concordia OC	Oct-06
8--27	M Whitford	Tea Tree Gully	Dec-73

**BEST ECONOMY RATE** (minimum 100 wkts)

Rate	Name	Wkts	Mtchs
30.78	AF Newman	138	49
37.41	RJ Stratfold	144	33
37.96	GR Wasley	178	103
38.65	JB Harper	135	52
38.66	AR Marrett	288	70
39.23	LA Walkley	107	25
39.98	MA Weatherald	175	69
40.34	DM Curtin	194	82
40.60	M Whitford	174	44
40.91	JSH Bickle	109	42

**BEST BOWLING in MATCH**

BBM	Name	Versus	Date
15--49	AR Marrett	Richmond	Nov-68
13--40	LA Walkley	Railways	Nov-57
13--58	MJ Barber	Old Scotch	Oct-18
13--69	CA Kitto	S P O C	Jan-46
12--42	LJ Kempster	W R E I	Jan-63
12--61	JJ Gaerth	Concordia OC	Oct-06
12--80	CA Kitto	Kelvinator	Feb-46
11--58	JW Stagg	Brighton	Feb-10
11--61	CN Adams	K O C A	Feb-49
11--63	AR Marrett	Glenelg	Feb-72

**BEST STRIKE RATE** (minimum 100 wkts)

Rate	Name	Wkts	Mtchs
24.60	M Whitford	174	44
24.77	LJ Kempster	133	31
25.47	LA Walkley	107	25
26.65	CA Kitto	209	82
27.50	AR Marrett	288	70
28.42	CN Adams	216	72
28.85	KJ Duke	369	282
29.40	MJ Barber	164	58
29.93	M Sheikh	199	73
30.85	MJ Barber	288	80

Hat tricks now on page 14

**5 WICKETS IN INNINGS (CAREER)**

5wl	Name
21	CA Kitto
18	MJ Barber
17	AR Marrett
14	KJ Duke
14	RJ Stratfold
13	M Whitford
11	PC Battersby
11	CN Adams
10	LA Walkley
9	LJ Kempster
9	JJ Gaerth
8	GR Wasley

**10 WICKETS IN MATCH (CAREER)**

10wM	Name
5	AR Marrett
4	CA Kitto
2	RJ Stratfold
2	LA Walkley
2	JJ Gaerth
1	GG Wilson
1	KJ Duke
1	CN Adams
1	LJ Kempster
1	BL Bowley
1	P Neumann
1	and others

**HIGHEST SEASON AGGREGATE**

Wkts	Name	Season
61	AR Marrett	1971/2
59	AR Marrett	1969/70
58	AR Marratt	1970/1
56	LA Walkley	1956/7
54	PC Battersby	1967/8
54	RJ Stratfold	1974/5
52	AW Fuss	1940/1
52	LJ Kempster	1962/3
52	Z Wrobel	1964/5
51	CA Kitto	1944/5

**BEST SEASON AVERAGE (min. 10 wkts)**

Ave	Name	Season
7.18	NT Patten	1940/1
7.25	AR Marrett	1971/2
7.47	JB Harper	1954/5
7.54	AW Fuss	1939/40
8.21	AW Fuss	1940/1
8.24	PC Battersby	1972/3
9.08	HM Harrold	1959/60
9.09	MJ Perryman	1963/4
9.20	RS Dinan	1970/1
9.32	M Whitford	1973/4

**BEST SEASON STRIKE RATE (min. 10 wkts)**

Rate	Name	Season
12.55	MJ Perryman	1963/4
15.63	CA Kitto	1945/6
18.25	KJ Duke	1963/4
19.00	NT Patten	1940/1
19.25	S Davis	1967/8
19.60	JB Harper	1954/5
20.61	AR Marrett	1971/2
20.64	J Millar	1939/40
20.69	KJ Duke	1951/2
21.09	KJ Duke	1960/1

**BEST SEASON ECONOMY RATE (min. 10 wkts)**

Rate	Name	Season
25.31	GR Wasley	1979/80
29.04	AF Newman	1978/9
29.42	AF Newman	1979/80
29.43	GR Wasley	1977/8
29.88	PC Battersby	1972/3
30.10	TM Goodwin	1979/80
30.26	RS Dinan	1970/1
30.86	GA Wright	1981/2
31.17	AR Marrett	1972/3
31.59	AF Newman	1980/1

**5 WICKETS IN INNINGS (SEASON)**

5wl	Name	Season
6	RJ Stratfold	1974/5
6	RJ Stratfold	1975/6
5	LA Walkley	1956/7
5	LA Walkley	1957/8
5	AR Marrett	1969/70
5	AR Marrett	1971/2
4	CA Kitto	1939/40
4	AW Fuss	1939/40
4	M Sheikh	2007/8
4	and others	

**10 WICKETS IN MATCH (SEASON)**

10wM	Name	Season
3	AR Marrett	1971/2
2	CA Kitto	1945/6
1	RJ Stratfold	1974/5
1	RJ Stratfold	1975/6
1	LA Walkley	1956/7
1	LA Walkley	1957/8
1	CA Kitto	1943/4
1	CA Kitto	1944/5
1	P Neumann	1952/3
1	and others	

**HAT TRICKS**

Name	Versus	Date
M McGill	Sturt	Feb-47
KJ Duke	Clarence Park	Jan-54
KJ Duke	S P O C	Feb-56
AR Marrett	Grange (g.f)	Mar-72
PC Battersby	W R E I # (in same match)	Oct-72
AR Marrett	W R E I # (in same match)	Oct-72
MJ Barber	Flinders University	Feb-00
JJ Gaerth	S H O C	Feb-08
M Sheik	P A O C	Oct-08
RHJ Westley	Goodwood	Jan-12
A Wathersron	A H O S	Dec-12
MS Henriksen	Goodwood	Jan-16
LS Roberts	Rostrevor OC [4 in 4 balls]	Dec-17

**W/KEEPING**

Best available information – records spasmodic

**MOST DISMISSALS**

Dis.	Name	Ctch	Stump	Byes
192	DH Williams	139	53	313
189	RI Dew	127	62	299
116	AJ Wilton	87	29	321
85	JE Farmer	72	13	111
81	JY Boerema	62	19	153
74	C Duance	34	40	167
66	G Groube	49	17	110
63	DR Jennings	41	22	112
62	W Welch	57	5	315
61	RW Rutter	52	9	60

**6 DISMISSALS IN AN INNINGS**

6 catches      W Welch      v Tea Tree Gully      1st XI      1972/73

**ALL ROUND**

**ALL ROUNDERS** (Minimum 1000 runs & 200 Wickets) Rating = Bat. Ave. minus Bowl. Ave.

Rating	Name	Runs	Wickets
5.80	JJ Gaerth	1540	237
1.94	KJ Duke	6163	369
-0.16	KG Plummer	1427	207
-8.68	GG Wilson	2613	290

# 1st XI Brock Cup Competition



ADELAIDE TURF CRICKET ASSOCIATION  
BROCK PARTNERS CUP  
ONE DAY KNOCK OUT COMPETITION  
50 OVERS – ODI RULES

PLAYED: Sundays as scheduled  
COMMENCED: Season 1985/86  
LAST PLAYED: Season 2003/04

Cricket Club

AGAINST WOODVILLE CRICKET CLUB PLAYED AT BRIGHTON OVAL DATE MARCH 18<sup>th</sup> 20<sup>th</sup> 1944

PAYNEHAM CLUB MATCH RESULT Payneham won by 26 runs 1st Innings UMPIRES E. J. GRIFFITHS & G. J. RUXTON

BATSMAN	CLUB	RUNS SCORED	HOW OUT	BOWLERS	TOTALS
<u>MORSEY, R. W.</u>	<u>1142</u>		<u>ST. BUSBRIDGE, J.</u>	<u>INGUS, A.</u>	<u>0.</u>
<u>BEAR, F. G.</u>			<u>BOWLED</u>	<u>INGUS, A.</u>	<u>8.</u>
<u>LOOKER, D. S.</u>			<u>ST. NORMAN, E.</u>	<u>WRIGHT, H.</u>	<u>40.</u>
<u>DUKE, K. J.</u>			<u>BOWLED</u>	<u>HARRISON, A.</u>	<u>161.</u>
			<u>BOWLED</u>	<u>WRIGHT, H.</u>	<u>91.</u>
			<u>ST. BUSBRIDGE, J.</u>	<u>BOX, P.</u>	<u>142.</u>
				<u>BOX, P.</u>	<u>0.</u>





**TEAM****HIGHEST INNINGS TOTAL**

Score	Versus	Date
4--286	Woodville South	Jan-93
8--270	Penfield	Nov-94
270	Grange	Feb-95
9--268	Woodville South	Nov-02
6--257	Woodville Rechabites	Nov-86
6--257	S P O C	Nov-90
237	Richmond Clarence Pk	Nov-99
7--235	Flinders Park	Oct-02
8--235	Modbury	Nov-93
8--229	Clarence Park	Jan-89

**LOWEST COMPLETED INNINGS TOTAL**

Score	Versus	Date
86	Grange	Jan-01
87	Gaza	Jan-88
122	Walkerville	Feb-91
143	Brighton	Dec-01
154	Marion	Dec-95
154	Pooraka	Nov-97
155	Ingle Farm	Feb-94
192	Ferryden Park	Feb-89
197	Gaza	Feb-90
216	Walkerville	Feb-93

**HIGHEST INNINGS TOTAL AGAINST**

Score	Versus	Date
6--294	Grange	Feb-95
7--251	Pooraka	Nov-97
250	S P O C	Nov-90
9--248	Richmond Clarence Pk	Nov-99
7--246	Woodville South	Jan-93
9--240	Marion	Dec-95
9--239	Walkerville	Feb-93
8--236	Gaza	Feb-90
227	Woodville South	Nov-02
5--218	Brighton	Dec-03

**LOWEST COMPLETED INNINGS TOTAL AGAINST**

Score	Versus	Date
98	Walkerville	Jan-88
110	Edwardstown	Jan-90
121	Gaza	Jan-95
121	Torrens Valley	Dec-00
124	Modbury	Nov-93
125	Flinders Park	Oct-02
126	Elizabeth Districts	Jan-87
133	Woodville North	Jan-91
135	Woodville Rechabites	Nov-86
136	S P O C	Jan-87

**GRAND FINALS**

Result	Versus	Date
lost	Walkerville	Feb-87
lost	Grange	Feb-95

**MOST APPEARANCES**

Mch	Name
43	GG Wilson
27	PJ Raymond
23	SD Heeps
22	RL Day
20	DM Curtin
19	MJ O'Shea
18	DI Williams
16	DJ Von Einem
14	TM Goodwin
13	RI Dew
13	PQ Hoffmann
13	GM Vincent

**BATTING****LEADING RUNSCORERS**

Runs	Name	Mch	Inn	N O	H S	100s	50s	Ave
736	RL Day	22	22	2	96		6	36.80
624	PJ Raymond	26	25	2	58		2	27.13
476	DR Betterman	11	10	0	125	2	1	47.60
457	AS Foster	12	12	2	102	1	1	45.70
438	SD Heeps	23	23	4	55		1	23.05
376	GG Wilson	42	35	12	47*			16.35
267	CM Underwood	9	9	0	70		3	29.67
258	PJ Williams	8	8	1	105*	1	1	36.86
253	DI Williams	18	18	0	64		1	14.06
250	WA Margitich	12	12	0	51		1	20.83

**HIGHEST SCORES**

HS	Name	Versus	Venue	Date
125	DR Betterman	Woodville South	Ledger Reserve	Jan-93
113	GA Wills	Richmond Clarence Pk	Payneham Oval	Nov-99
111	DR Betterman	Woodville North	Falk Reserve	Jan-92
105*	PJ Williams	Gepps Cross	Payneham Oval	Nov-85
102	AS Foster	Woodville South	Ledger Reserve	Jan-93
102	RA Fraser	S P O C	Payneham Oval	Jan-87
96	RL Day	S P O C	Payneham Oval	Nov-90
92	RL Day	Grange	Payneham Oval	Feb-95
89*	RL Day	Para Hills	Price Oval	Jan-97
82	AS Foster	Modbury	Modbury Oval	Nov-93

**BEST PARTNERSHIPS**

Wkt	Score	Batsmen	Opposition	Date
1	121	PJ Williams DI Williams	Gepps Cross	Nov-85
2	222	DR Betterman AS Foster	Woodville South	Jan-93
3	154	AE Baker RA Fraser	Woodville Rechabites	Nov-86
4	95	GA Wills PJ Raymond	Richmond Clarence Pk	Nov-99
5	89	PJ Raymond KL McLean	Gaza	Nov-86
6	86	NP Zachat DJ Williams	Pulteney O S	Nov-03
7	67	ML George BW Meredith	Pooraka	Jan-03
8	65*	DJ Williams GM Vincent	Brighton	Dec-02
9	47*	DA Huston IJ Thamm	Marion	Dec-88
10	40	GR Wasley DR Jennings	Pooraka	Nov-97

**MULTIPLE CENTURIES**

No	Name	Scores
2	DR Betterman	125, 111

**HIGHEST SEASON AGGREGATE**

Runs	Name	Season
189	RA Fraser	1986/7
166	DR Betterman	1991/2
163	RL Day	1994/5
150	PJ Raymond	1988/9
141	PJ Raymond	1986/7
139	AS Foster	1993/4
136	CM Underwood	2002/3
130	DR Betterman	1994/5
125	DR Betterman	1992/3
120	AS Foster	1992/3

**CENTURIES**

Name	Score
GA Wills	113
PJ Williams	105*
AS Foster	102
RA Fraser	102

**HIGHEST AVERAGE** (minimum 5 innings)

Ave	Name	Inn
47.6	DR Betterman	10
45.7	AS Foster	12
36.9	PJ Williams	8
36.8	RL Day	22
33.3	AE Baker	7
33.2	GA Wills	6
33.1	RA Fraser	7
30.6	MP Selvanera	9
29.7	CM Underwood	9
29.4	TM Goodwin	9

**HIGHEST RUN RATE** (minimum 5 innings)

Rate	Name	Inn
81.40	RA Fraser	7
80.97	DM Curtin	16
77.76	DR Betterman	10
75.48	DJ Williams	6
71.43	DJ Von Einem	7
68.32	CM Underwood	9
68.00	PJ Williams	8
66.99	NJ Ford	11
66.89	GG Wilson	36
64.47	TM Goodwin	9

**HIGHEST SEASON AVERAGE**

Ave	Name	Season
125.0	DR Betterman	1992/3
113.0	GA Wills	1999/00
109.0	PJ Williams	1985/6
60.0	AS Foster	1992/3
57.0	RL Day	1993/4
56.0	DJ Dixey	1985/6
55.3	DR Betterman	1991/2
55.0	AE Baker	1985/6
55.0	PM Judd	1994/5
51.0	WA Margitich	2001/2

**BOWLING****LEADING WICKET TAKERS**

Wkts	Name	Over	Mdn	Runs	BBI	BBM	5wl	10wM	E/R	S/R	Ave
61	GG Wilson	334.5	55	1181	4--25	4--25			58.79	32.93	19.36
23	DM Curtin	161.2	22	517	3--25	3--25			53.41	42.09	22.48
21	DC Oung	84.4	7	318	6--29	6--29	1		62.60	24.19	15.14
17	PQ Hoffmann	89.4	14	286	3--16	3--16			53.16	31.65	16.82
17	DJ Von Einem	118	12	478	4--20	4--20		N/A	67.51	41.65	28.12
17	TM Goodwin	88.1	15	284	3--29	3--29			53.69	31.12	16.71
16	DR Betterman	75.2	8	322	3--24	3--24			71.24	28.25	20.13
14	CM Underwood	71.5	22	201	3--12	3--12			46.64	30.79	14.36
12	IJ Thamm	101.3	20	281	4--27	4--27			46.14	50.75	23.42
11	PM Judd	75	3	316	3--21	3--21			70.22	40.91	28.73

**BEST AVERAGE** (minimum 10 wkts)

Ave	Name	Wkts
14.27	DJ Nolan	11
14.36	CM Underwood	14
15.14	DC Oung	21
16.71	TM Goodwin	17
16.82	PQ Hoffmann	17
19.36	GG Wilson	61
20.13	DR Betterman	16
22.48	DM Curtin	23
23.42	IJ Thamm	11
28.12	DJ Von Einem	17

**BEST BOWLING in INNINGS**

BBI	Name	Versus	Date
6--29	DC Oung	Grange	Jan-01
4--20	DJ Von Einem	Unley	Dec-89
4--25	GG Wilson	Walkerville	Feb-87
4--27	IJ Thamm	S P O C	Jan-87
4--36	GG Wilson	Ingle Farm	Feb-94
4--41	DA Huston	Clarence Park	Jan-89
4--50	DC Oung	Marion	Dec-95
4--53	GG Wilson	S P O C	Nov-90
3--10	CP Tragakis	Pooraka	Nov-87
3--11	DJ Nolan	Walkerville	Feb-95

**BEST ECONOMY RATE** (min. 5 matches)

Rate	Name	Wkts
46.14	IJ Thamm	12
46.18	DJ Nolan	11
46.64	CM Underwood	14
52.15	BW Meredith	9
52.56	RA Fraser	4
53.16	PQ Hoffmann	17
53.41	DM Curtin	23
53.69	TM Goodwin	17
57.67	AS Foster	6
58.79	GG Wilson	61

**BEST BOWLING in MATCH**

BBM	Name	Versus	Date
Not Applicable			

**BEST STRIKE RATE** (minimum 10 wkts)

Rate	Name	Wkts
24.19	DC Oung	21
28.25	DR Betterman	16
30.79	CM Underwood	14
30.91	DJ Nolan	11
31.12	TM Goodwin	17
31.65	PQ Hoffmann	17
32.93	GG Wilson	61
40.91	PM Judd	11
41.65	DJ Von Einem	17
42.09	DM Curtin	23

**HAT TRICKS**

Name	Versus	Date
None		

**HIGHEST SEASON AGGREGATE**

Wkts	Name	Year
9	DM Curtin	1986/7
8	DC Oung	2000/1
8	GG Wilson	1986/7
8	GG Wilson	1993/4
8	DR Betterman	1994/5
7	CM Underwood	2002/3
7	BW Meredith	2002/3
7	IJ Thamm	1986/7
7	GG Wilson	1987/8
7	DM Curtin	1988/9
7	GG Wilson	1988/9
7	DA Huston	1988/9
7	GG Wilson	1990/1

**BEST SEASON AVERAGE**

Ave	Name	Season
1.00	MJ Barber	2000/1
7.00	TJ Hynd	1985/6
7.00	MS Dalton	1987/8
7.63	DC Oung	2000/1
7.75	DH Adams	2002/3
8.33	MD Bevan	1993/4
8.33	GA Wills	1996/7
9.00	PQ Hoffmann	1989/90
9.13	GG Wilson	1993/4
9.50	MJ McKern	2003/4

**BEST SEASON STRIKE RATE**

Rate	Name	Year
6.0	BJ Felice	2003/4
9.0	MJ Barber	2000/1
9.0	TJ Hynd	1985/6
11.0	MJ O'Shea	1993/4
12.0	DC Oung	2001/2
14.0	DC Oung	2000/1
15.0	DC Oung	1995/6
15.0	RL Day	1997/8
17.0	GG Wilson	1993/4
17.5	DH Adams	2002/3

**BEST SEASON ECONOMY RATE**

Rate	Name	Season
11.1	MJ Barber	2000/1
15.3	CB Phillips	1984/5
18.9	M Allman	1984/5
25.8	RK Turner	1987/8
28.6	I Abbasov	2000/1
30.0	MJ O'Shea	1994/5
37.2	IJ Thamm	1987/8
37.5	GG Wilson	1988/9
38.9	MS Dalton	1987/8
39.5	PQ Hoffmann	1989/90

**5 WICKETS IN INNINGS (CAREER)**

5wl	Name
1	DC Oung

**5 WICKETS IN INNINGS (SEASON)**

5wl	Name	Season
1	DC Oung	2000/1

**W/KEEPING**

Best available information – records spasmodic

**MOST DISMISSALS**

Dis.	Name	Ctch	Stump	Byes
16	RW Rutter	12	4	16
11	RI Dew	9	2	11
10	AJ Wilton	7	3	10
6	MJ O'Shea	6		6
4	DD Heaft	3	1	4
4	SJ Faulkner	4		4
3	DR Jennings	3		3
3	AC Tharaldsen	2	1	3
2	ML George	1	1	2
1	JY Boerema	1		1
1	TA Goodwin	1		1

**6 DISMISSALS IN AN INNINGS**

None recorded

# 1st XI T20 Cup Competitions\*



ATCA & SAMCA T20 KNOCKOUT CUPS  
20/20 COMPETITION  
20 OVERS – LOCAL RULES

Cups named after a variety of sponsors

**PLAYED:** Sundays as scheduled (2004/05 - 2007/08)  
Tuesday evenings (2008/09 - 2011/12)  
Sundays & Tuesdays (2012/13 >>>)

**COMMENCED:** Season 2004/05

**LAST PLAYED:** Continuing

Refer to page 2 for Associations and Divisions contested



**TEAM****CONTEST**

<b>Season</b>	<b>Div'n/Zone</b>	<b>No of Div/Zones</b>	<b>Asscn</b>	<b>Comp. Style</b>	<b>Finals structure</b>
2004/05 – 2007/08	1	2/0	ATCA	Knockout	1 v 2
2008/09	North	0/2	ATCA	Round Robin (3)	Cross Divisions Finals (North/South)
2009/10	Central Red	0/7	ATCA	Round Robin (5)	Rounds of 16, QF, SF, GF
2010/11	Central Red	0/8	ATCA	Round Robin (3)	QF, SF, GF
2011/12	East 1	0/8	ATCA	Round Robin (3)	QF, SF, GF
2012/13	1/6	2/8	ATCA	Round Robin (3)	Rounds of 16, QF, SF, GF
2012/13 – 2014/15	1	1/0	SAMCA	Knockout	1 v 2 and Metro v. Country
2013/14 – 2015/16	1/5	2/9	ATCA	Round Robin (3)	Rounds of 16, QF, SF, GF
2016/17 – 2017/18	1/7	3/9	ATCA	Round Robin (3)	Rounds of 16, QF, SF, GF
2018/19 >>	2/4	3/9	ATCA	Round Robin (3)	Rounds of 16, QF, SF, GF

**HIGHEST INNINGS TOTAL**

Score	Versus	Date
2--176	Hectorville	Jan-09
3--170	Rostrevor O C	Feb-09
8--168	A H O S	Jan-10
7--162	Port Districts	Dec-07
7--156	P A O C	Nov-05
6--154	Goodwood	Dec-12
8--154	Walkerville	Nov-07
3--152	Reynella	Nov-13
1--147	Hope Valley	Feb-08
8--146	Modbury	Feb-10

**LOWEST 20 OVER INNINGS TOTAL**

Score	Versus	Date
66	S P O C	Dec-17
81	Ingle Farm	Dec-18
83	Rostrevor O C	Jan-15
91	P A O C	Dec-10
91	Pembroke O S	Dec-16
93	S H O C	Feb-05
93	Pooraka	Jan-13
96	P A O C	Feb-12

**HIGHEST INNINGS TOTAL AGAINST**

Score	Versus	Date
6--169	S H O C	Feb-08
6--154	Grange	Feb-09
6--153	Ingle Farm	Nov-17
8--152	Pooraka	Nov-14
144	Hope Valley	Feb-08
9--142	Port Districts	Dec-07
7--141	Walkerville	Nov-07
5--140	S H O C	Feb-05
6--139	P A O C	Feb-10
135	Pooraka	Jan-13

**LOWEST 20 OVER INNINGS TOTAL AGAINST**

Score	Versus	Date
48	Woodville Rechabites	Nov-13
54	South Road	Mar-13
57	Modbury	Feb-10
57	Pembroke O S	Nov-14
64	Pembroke O S	Jan-11
75	Walkerville	Jan-10
77	Rostrevor O C	Jan-12
77	Craigmore	Dec-12
78	Goodwood	Jan-11
78	Rostrevor O C	Dec-15

**GRAND FINALS**

Result	Versus	Date
lost	S H O C	Feb-08
lost	Grange	Feb-09
+ won	South Road	Mar-13
++ won	Nairne	Mar-13

+ SAMCA Cup ++ SAMCA State Championship

**MOST APPEARANCES**

Mch	Name
56	JW Stagg
49	JJ Gaerth
36	LA Harrington
33	M Shiekh
33	A Watherston
29	JE Farmer
28	MJ Barber
27	AD Lee
25	NP Zachat
24	BT Schiller

**BATTING****LEADING RUNSCORERS**

Runs	Name	Mch	Inn	N O	H S	50s	Rate	Ave
1235	JW Stagg	56	56	3	77	8	124.15	23.30
607	LA Harrington	36	35	8	71*	3	89.00	22.48
431	AD Lee	26	25	7	55*	1	98.40	23.94
387	NJ Mosey	18	16	2	83*	2	122.68	27.64
336	M Sheikh	33	28	4	63*	1	105.99	14.00
322	NP Zachat	25	21	6	63*	1	81.98	21.47
297	BT Schiller	24	20	4	60	1	97.66	18.56
275	JJ Gaerth	49	31	13	35		115.95	15.28
261	LV Devine	18	17	5	48		87.29	21.75
195	MT Baker	21	14	2	37		96.04	16.25

**HIGHEST SCORES**

HS	Name	Versus	Venue	Date
83*	NJ Mosey	Gepps Cross	Payneham Oval	Dec-04
83	NJ Mosey	Pooraka	Payneham Oval	Jan-05
80	RHJ Westley	Ingle Farm	Rowe Park	Nov-17
77	JW Stagg	P A O C	Payneham Oval	Dec-12
75*	RX Davey	Walkerville	Payneham Oval	Jan-10
73*	PJ Richardson	Hope Valley	Duncan Fraser Resv No2	Feb-08
71*	LA Harrington	Woodville Rech.	Payneham Oval	Nov-13
70	JW Stagg	Hectorville	Payneham Oval	Jan-09
64	JW Stagg	Goodwood	Payneham Oval	Dec-12
63*	M Sheikh	Rostrevor O C	Rostrevor Col	Feb-09
63*	NP Zachat	Reynella	Payneham Oval	Nov-13

**BEST PARTNERSHIPS**

Wkt	Score	Batsmen		Opposition	Date
1	132	PJ Richardson	JW Stagg	Hope Valley s.f.	Feb-08
2	100	LA Harrington	AD Lee	Woodville Rech	Nov-13
3	107	JW Stagg	LA Harrington	P A O C	Dec-12
4	79	LA Harrington	LV Devine	Woodville South	Oct-13
5	60*	LA Harrington	LV Devine	S P O C	Dec-12
6	63*	LA Harrington	JE Farmer	Hectorville	Jan-12
7	49	RX Davey	JJ Gaerth	Walkerville	Jan-10
8	37*	JE Farmer	AJ Donald	Pooraka	Nov-14
9	21*	SD Heeps	SD Hunter	Grange g.f.	Feb-09
10	34*	NJ Mosey	SL Slape	Gepps Cross	Dec-04

**BATTED THROUGH INNINGS**

Name	Score	vs	Date
LA Harrington	71* of 2/137	Woodville Rech	Nov-13
NP Zachat	63* of 3/152	Reynella	Nov-13
JW Stagg	55* of 3/107	Fulham	Dec-14
JW Stagg	42* of 2/93	S P O C	Dec-14
NP Zachat	35* of 2/113	Modbury	Jan-13
S Snater	27* of 1/82	Rostrevor O C	Dec-15

**HIGHEST RUN RATE** (minimum 5 innings)

Rate	Name	Inn
136.19	AL Favell	7
123.66	JW Stagg	54
122.68	NJ Mosey	18
117.05	SM Ellicott	6
115.95	JJ Gaerth	31
108.43	RX Davey	9
105.99	M Sheikh	28
97.66	BT Schiller	20

**BOWLING****LEADING WICKET TAKERS**

Wkts	Name	Over	Mdn	Runs	Wi	NB	BBI	5wl	4wl	S/R	Ave
68	JJ Gaerth	154.5	5	787	47	6	4--15		1	13.66	11.57
46	M Sheikh	120.1	4	586	27	1	4--13		1	15.67	12.74
38	A Watherston	113	5	481	29	2	4--7		1	17.84	12.66
36	LA Harrington	117.3	4	594	8	1	4--19		2	19.58	16.50
34	JW Stagg	116.5	2	715	44	2	4--20		1	20.62	21.03
25	AD Lee	68.2	1	346	5	1	4--15		1	16.40	13.84
23	MJ Barber	77.1	2	413	13		4--15		1	20.13	17.96
14	AJ Donald	30.5	1	145	16	3	2--5			13.21	10.36
13	CI Ansell	52	1	319	6	1	2--20			24.00	24.54
11	PJ Witcomb	27.3	1	169	6		3--27			15.00	15.36

+ Economy Rate = Runs / Over

**BEST ECONOMY RATE** (minimum 10 wkts)

Rate	Name	Wkts
4.26	A Watherston	38
4.70	AJ Donald	14
4.88	M Sheikh	46
5.06	LA Harrington	36
5.06	AD Lee	25
5.08	JJ Gaerth	68
5.35	MJ Barber	23
6.12	JW Stagg	34
6.13	CI Ansell	13
6.15	PJ Witcomb	11

**BEST BOWLING in INNINGS**

BBI	Name	Versus	Date
5--7	MS Henriksen	Rostrevor O C	Dec-15
5--28	DJ Fitzsimons	S P O C	Nov-15
4--7	A Watherston	Pembroke O S	Jan-11
4--11	JL Roberts	Rostrevor O C	Jan-12
4--13	M Sheikh	South Road g.f.	Mar-13
4--15	AD Lee	Nairne champ/ship	Mar-13
4--15	JJ Gaerth	Craigmore	Dec-12
4--15	MJ Barber	Pembroke O s	Dec-16
4--19	LA Harrington	P A O C	Dec-10
4--20	JW Stagg	Pembroke OS	Nov-14

**BEST STRIKE RATE** (minimum 10 wkts)

Rate	Name	Wkts
13.21	AJ Donald	14
13.66	JJ Gaerth	68
15.00	PJ Witcomb	11
15.67	M Sheikh	46
16.40	AD Lee	25
17.84	A Watherston	38
19.58	LA Harrington	36
20.13	MJ Barber	23
20.62	JW Stagg	34
24.00	CI Ansell	13

**4 WICKETS IN INNINGS (CAREER)**

4wl	Name
2	LA Harrington
1	JJ Gaerth
1	A Watherston
1	M Sheikh
1	AD Lee
1	KS Wyles
1	JL Roberts
1	JW Stagg
1	DJ Fitzsimons
1	and others

**HAT TRICKS**

Name	Versus	Date
JJ Gaerth	P A O C	Dec-12

**W/KEEPING****DISMISSALS**

Dis.	Name	Ctch	Stump	Byes
25	JE Farmer	15	10	34
14	JY Boerema	8	6	5
7	SD Hunter	4	3	8
5	MT Baker	2	3	18
4	AJ Wilton	4	0	8
3	DJ Monger	0	3	2
3	LM Durdin	2	1	2
2	PJ Richardson	2		4

# 1st XI Women T20 Cup Competition



ATCA WOMENS 20/20 COMPETITION  
20 OVERS – LOCAL RULES

PLAYED: Sundays PM - November - December

COMMENCED: Season 2017/18  
LAST PLAYED: Continuing

BATSMAN	CLUB	MATCH RESULT	RUNS SCORED	HOW OUT	BOWLERS	TOTALS
MORBEY, R.W.	1142			CS. BUSBRIDGE, J.	INGUS, A.	0.
BEAG, F.G.				BOWLED	INGUS, A.	8.
LOOKER, D.S.				CS. NORMAN, E.	WRIGHT, H.	40.
DUKE, K.J.				BOWLED	HARRISON, A.	161.
				BOWLED	WRIGHT, H.	91.
				CS. BUSBRIDGE, J.	Box P.	142.
					Box P.	0.



**20/20 WOMENS ONE**

**TEAM****CONTEST**

<b>Season</b>	<b>Division</b>	<b>No of Divisions</b>	<b>Asscn</b>	<b>Comp. Style</b>	<b>Finals structure</b>
2017-18 (spring)	1	1	ATCA	Round Robin	1v4, 2v3, winner v winner
2017-18 (summer)	1	1	ATCA	Round Robin	1v4, 2v3, winner v winner
2018-19	1	1	ATCA	Round Robin	1v4, 2v3, winner v winner

**CAPTAINS**

2017/18 >> *rotated*

**HIGHEST INNINGS TOTAL**

Score	Versus	Date
3--164	Kensington	Mar-18
3--162	Reynella	Mar-19
5--159	Kensington	Nov-17
5--150	Adelaide University g f	Mar-18
4--145	Northern Districts	Nov-17
1--135	Glenelg	Mar-19
4--134	Reynella s f	Mar-18
3--132	Trinity Col. OS s f	Mar-19
6--125	Trinity Col. OS	Feb-18
3--123	Trinity Col. OS	Nov-18

**LOWEST 20 OVER INNINGS TOTAL**

Score	Versus	Date
41	Glenelg	Feb-19
5--76	Adelaide University	Feb-18
94	Eyre Royals Samca	Mar -19
97	Gepps Cross	Oct-17

**HIGHEST INNINGS TOTAL AGAINST**

Score	Versus	Date
5--136	Gepps Cross	Nov-17
3--124	Trinity Col. OS	Nov-18
3-111	Adelaide University g f	Mar-18
4--109	Adelaide University	Dec-18
103	Reynella s f	Mar-18
3--101	Trinity Col. OS	Feb-18

**LOWEST 20 OVER INNINGS TOTAL AGAINST**

Score	Versus	Date
4--49	Reynella	Feb-18
3--69	Kensington	Mar-18
4--69	Kensington	Nov-17
71	Glenelg	Nov-18
5--71	Adelaide University	Nov-17
6--77	Glenelg	Feb-19
5--81	Kensington	Nov-17
6--84	Northern Districts	Feb-19
5--84	Reynella	Mar-19
90	Adelaide University	Oct-18

**GRAND FINALS**

Result	Versus	Date
* won	Gepps Cross	Dec-17
won	Adelaide University	Mar-18

**MOST APPEARANCES**

Mch	Name
24	KB Evans
24	JL Von Einem
22	BP Marziale
21	DJ Boerema
16	KD Aston
12	NJ Kameniar
10	CJ Stapleton
10	ZH West
10	EM Vietch
9	SJ Falcione

\* Heat Policy applied – sf & gf abandoned  
Win awarded to highest placed team

**BATTING****LEADING RUNSCORERS**

Runs	Name	Mch	Inn	N O	H S	40s	Ave
735	KB Evans	24	22	10	69	10	61.25
282	BP Marziale	22	19	3	51*	1	17.63
271	JL Von Einem	24	19	13	50*	1	45.17
156	SJ Falcione	9	8	3	47	1	31.20
141	DJ Boerema	21	15	1	25		10.07
95	NJ Kameniar	12	10	1	35		10.56
66	JA Hall	9	6	2	23		16.50
56	ZH West	10	7	0	18		8.00
53	SI Bansal	1	1	1	53*	1	----
33	KD Aston	16	8	3	13*		6.60

**HIGHEST SCORES**

HS	Name	Versus	Venue	Date
69	KB Evans	Kensington	Col Waite Oval	Mar-18
66	KB Evans	Adelaide University	Adelaide Uni. West Bch #1	Mar-18
63	KB Evans	Kensington	Payneham Oval	Nov-17
53*	SI Bansal	Reynella	Woodcroft Oval	Mar-19
53	KB Evans	Reynella	Woodcroft Oval	Mar-19
51*	BP Marziale	Kensington	Col Waite Oval	Mar-18
50*	KB Evans	Trinity Col OS	Waldeck Oval	Feb-18
50*	JL Von Einem	Glenelg	Camden Oval	Mar-19
48	KB Evans	Trinity Col OS	Devitt Oval	Mar-19
47	SJ Falcione	Northern Districts	Payneham Oval	Nov-17
47	KB Evans	Reynella	Adelaide Uni. West Bch #1	Nov-17

**BEST PARTNERSHIPS**

Wkt	Score	Batsmen		Opposition	Date
1	112	NJ Kameniar	JL Von Einem	Glenelg	Mar-19
2	51	KB Evans	JA Hall	Adelaide University	Dec-18
3	102	SI Bansal	KB Evans	Reynella	Mar-19
4	74*	DJ Boerema	KB Evans	Trinity College OS	Dec-17
5	57	OJ Rhodes	KB Evans	Trinity College OS	Feb-18
6	43*	DJ Boerema	JL Von Einem	Kensington	Nov-17
7	17	BP Marziale	KD Aston	Gepps Cross	Oct-17
8	18	KD Aston	JL Von Einem	Gepps Cross	Oct-17

**BATTED THROUGH INNINGS**

Name	Score	vs	Date
JL Von Einem	35* of 2/75	Adelaide Univ	Nov-17
DJ Boerema	21* of 3/100	Trinity Col OS	Dec-17

**BOWLING****LEADING WICKET TAKERS**

Wkts	Name	Over	Mdn	Runs	Wi	NB	BBI	3wl	Econ	S/R	Ave
28	JL Von Einem	75.5	6	243	62	1	4--7	3	3.20	16.25	8.68
17	KB Evans	50	4	146	13	3	3--1	1	2.92	17.65	8.59
14	BP Marziale	55	4	193	36	3	2--2		3.51	23.57	13.79
7	KD Aston	42.5	3	189	48	19	1--3		4.41	36.71	27.00
6	JA Hall	30	0	135	17	1	2--8		4.50	30.00	22.50
4	DJ Boerema	21	1	95	48	3	1--3		4.52	31.50	23.75
4	NJ Kameniar	18.4	0	116	36	6	1--7		6.21	28.00	29.00
3	EM Vietch	25	0	152	38	1	2--8		6.08	50.00	50.67
3	EB Von Einem	12	2	45	20	5	2--10		3.75	24.00	15.00
3	T Dillow	10.3	0	43	16	3	2--12		4.10	21.00	14.33

+ Economy Rate = Runs / Over

**BEST ECONOMY RATE** (minimum 10 wkts)

Rate	Name	Wkts
2.92	KB Evans	17
3.20	JL Von Einem	28
3.51	BP Marziale	14

**BEST BOWLING in INNINGS**

BBI	Name	Versus	Date
4--7	JL Von Einem	Reynella	Mar-19
3--1	KB Evans	Reynella	Nov-18
3--4	JL Von Einem	Glenelg	Nov-18
3--9	KA Della-Pietra	Adelaide University	Nov-17
3--16	JL Von Einem	Northern Districts	Feb-19
2--1	JL Von Einem	Reynella	Nov-18
2--2	BP Marziale	Kensington	Mar-18
2--3	KB Evans	Kensington	Nov-17
2--4	KB Evans	Trinity College Old Scholars	Dec-17
2--5	BP Marziale	Adelaide University	Feb-18

**BEST STRIKE RATE** (minimum 10 wkts)

Rate	Name	Wkts
16.25	JL Von Einem	28
17.65	KB Evans	17
23.57	BP Marziale	14

**4 WICKETS IN INNINGS (CAREER)**

4wl	Name
1	JL Von Einem

**HAT TRICKS**

Name	Versus	Date
------	--------	------



# SENIORS (other than 1st XI)



## PROGRAMMED SENIOR ASSOCIATION MATCHES

Includes Senior teams other than 1st XI

– 2nd, 3rd, 4th, 5th, 6th, 7th XIs & LO (4th, 5th or 6th XI)

Excludes Brock Cup and Twenty20 matches

COMMENCED: Season 1946/47

LAST PLAYED: Continuing

Refer to page 2 for Associations and Grades contested

AGAINST	WOODVILLE	CRICKET CLUB	PLAYED AT	BRIGHTON	UMPIRES	E. J. GRIFFITHS & G. J. RUTTOCK
PAYNEHAM	CLUB	MATCH RESULT	Payneham won by 26 runs 1st Innings	HOW OUT	BOWLERS	
BATSMAN	RUNS SCORED				TOTALS	
MORBEY, R.W.				ST BUSBRIDGE, J.	INGUS, A.	0
BEAR, F.G.	1142			BOWLED	INGUS, A.	8.
LOOKER, D.S.				ST NORMAN, E.	WRIGHT, H.	40.
DUKE, K.J.				BOWLED	HARRISON, A.	161.
				BOWLED	WRIGHT, H.	9.
				ST BUSBRIDGE, J.	Box P.	142.
					Box P.	0.



**TEAMS**

Year	2nd XI		3rd XI			4th XI		5th XI		6th XI (2 day)				
	Grade	Assoc'n	Grade	Assoc'n	Grade	Assoc'n	Grade	Assoc'n	Grade	Assoc'n	Grade	Assoc'n		
1928 /29	B	ETCA												
1932 /33	A4	ATCA												
1933 /34	A3	ATCA												
1934 /35	A2	ATCA												
1939 /40	First year of retained match records													
1946 /47	A2	ATCA	Shield	h	YMCA									
1947 /48	A2	ATCA	A2	h	YMCA									
1948 /49	A2	ATCA	A2	h	YMCA									
1949 /50	A2	ATCA	A2	h	YMCA									
1950 /51	A2	ATCA	A1	h	YMCA									
1951 /52	A2	ATCA	A2	h	ETCA									
1952 /53	A2	ATCA	A2	h	ETCA									
1953 /54	A2	ATCA	A2	h	ETCA									
1954 /55	A2	ATCA	A2	h	ETCA									
1955 /56	A2	ATCA	A1	h	ETCA									
1956 /57	A2	ATCA	A3		ATCA	A2	h	ETCA						
1957 /58	A2	ATCA	A3		ATCA	A2	h	ETCA						
1958 /59	A2	ATCA	A3		ATCA	A4		ATCA						
1959 /60	A2	ATCA	A3		ATCA	A4		ATCA						
1960 /61	A2	ATCA	A3		ATCA	A5		ATCA						
1961 /62	A2	ATCA	A3		ATCA	A5		ATCA	A6	h	ATCA			
1962 /63	A2	ATCA	A4		ATCA	A5		ATCA	A7	h	ATCA			
1963 /64	A2	ATCA	A4		ATCA	A5		ATCA	A7	h	ATCA			
1964 /65	A2	ATCA	A3		ATCA	A5		ATCA	A8	h	ATCA			
1965 /66	A2	ATCA	A3		ATCA	A6		ATCA	A8	h	ATCA			
1966 /67	A3	ATCA	A4		ATCA	A5		ATCA	A8	h	ATCA			
1967 /68	A#	ATCA	A4		ATCA	A6		ATCA	A8	h	ATCA			
1968 /69	A2	ATCA	A4		ATCA	A6		ATCA	A9	h	ATCA			
1969 /70	A2	ATCA	A4		ATCA	A7		ATCA	A9	h	ATCA			
1970 /71	A2	ATCA	A4		ATCA	A7		ATCA	A9	h	ATCA			
1971 /72	A2	ATCA	A4		ATCA	A7		ATCA	A8-Gr		ATCA	A9	h	ATCA
1972 /73	3	ATCA	5		ATCA	7		ATCA	9		ATCA	10	h	ATCA
1973 /74	3	ATCA	5		ATCA	8		ATCA	9		ATCA	11	h	ATCA
1974 /75	3	ATCA	5		ATCA	8		ATCA	9		ACTA	10	h	ATCA
1975 /76	3	ATCA	5		ATCA	7		ATCA	8		ATCA	9	h	ATCA
1976 /77	3	ATCA	5		ATCA	7		ATCA	8		ATCA	9	h	ATCA
1977 /78	B1	ATCA	C		ATCA	D		ATCA	G		ATCA	H		ATCA
1978 /79	B1	ATCA	C		ATCA	D		ATCA	G		ATCA	I		ATCA
1979 /80	B1	ATCA	C		ATCA	D		ATCA	E		ATCA	F		ATCA
1980 /81	B1	ATCA	C		ATCA	D		ATCA	E		ATCA	F-Gr		ATCA
1981 /82	B1	ATCA	C		ATCA	D		ATCA	E		ATCA	F		ATCA
1982 /83	B1	ATCA	C		ATCA	D		ATCA	E		ATCA	F		ATCA
1983 /84	B1	ATCA	C		ATCA	D		ATCA	E		ATCA	F		ATCA
1984 /85	B1	ATCA	C		ATCA	D		ATCA	F		ATCA	G		ATCA
1985 /86	B1	ATCA	C		ATCA	D		ATCA	F		ATCA	G		ATCA
1986 /87	B1	ATCA	C		ATCA	D		ATCA	F		ATCA	G		ATCA
1987 /88	B1	ATCA	C		ATCA	D		ATCA	E		ATCA	G		ATCA
1988 /89	B1	ATCA	C		ATCA	D		ATCA	E		ATCA	G		ATCA
1989 /90	B1	ATCA	C		ATCA	D		ATCA	E		ATCA	G		ATCA
1990 /91	B1	ATCA	C		ATCA	D		ATCA	E		ATCA	G		ATCA
1991 /92	B1	ATCA	C		ATCA	D		ATCA	E		ATCA	G		ATCA
1992 /93	B1	ATCA	C		ATCA	D		ATCA	E		ATCA	G		ATCA
1993 /94	B1	ATCA	C		ATCA	D		ATCA	F		ATCA	G		ATCA
1994 /95	B1	ATCA	C		ATCA	D		ATCA	G		ATCA	H		ATCA
1995 /96	B1	ATCA	C		ATCA	D		ATCA	E		ATCA	F		ATCA
1996 /97	B1	ATCA	C		ATCA	D		ATCA	F		ATCA			
1997 /98	B1	ATCA	D		ATCA	E		ATCA	F		ATCA			
1998 /99	B1	ATCA	D		ATCA	E		ATCA	F		ATCA			
1999 /00	B1	ATCA	C		ATCA	D		ATCA	E		ATCA	F		ATCA
2000 /01	B1	ATCA	C		ATCA	D		ATCA	E		ATCA	F		ATCA
2001 /02	B1	ATCA	C		ATCA	D		ATCA	E		ATCA	F		ATCA
2002 /03	B1	ATCA	C		ATCA	D		ATCA	F		ATCA			
2003 /04	B1	ATCA	C		ATCA	D		ATCA	F		ATCA	LOD	6	ATCA
2004 /05	B1	ATCA	C1		ATCA	C2		ATCA	C3		ATCA	LOD	6	ATCA
2005 /06	A3	ATCA	B3		ATCA	C2		ATCA	C3		ATCA	LOC	6	ATCA
2006 /07	A3	ATCA	B3		ATCA	C2		ATCA	C3		ATCA			
2007 /08	A3	ATCA	B3		ATCA	C2		ATCA				LOD	5	ATCA
2008 /09	A3	ATCA	B3		ATCA	C2		ATCA				LOD	5	ATCA
2009 /10	A3	ATCA	B3		ATCA	C2		ATCA				LOD	5	ATCA
2010 /11	B1	ATCA	B3		ATCA	C2		ATCA				LOD	5	ATCA
2011 /12	B1	ATCA	B2		ATCA	C2		ATCA				LOD	5	ATCA
2012 /13	B1	ATCA	B2		ATCA							LOD	4	ATCA
2013 /14	B1	ATCA	C1		ATCA							LOD	4	ATCA
2014 /15	B1	ATCA	C1		ATCA							LO4	4	ATCA

Year	2nd XI		3rd XI								LO	
	Grade	Assoc'n	Grade	Assoc'n	Grade	Assoc'n	Grade	Assoc'n	Grade	Assoc'n	Grade	Assoc'n
2015 /16	B1	ATCA	C1	ATCA							LO5	4 ATCA
2016 /17	B1	ATCA	C2	ATCA							LO5	4 ATCA
2017 /18	B1	ATCA	C2	ATCA							LO4	4 ATCA
2018 /19	B1	ATCA	C2	ATCA							LO4	4 ATCA

**HIGHEST INNINGS TOTAL**

Score	Versus	Team	Date
553	Basket Range	4th XI	Oct-56
7--451	A H O S	2nd XI	Mar-95
449	S P O C s.f.	2nd XI	Mar-55
5--429	P A O C	5th XI	Nov-90
9--413	Brighton	2nd XI	Mar-49
9--410	Paracombe	4th XI	Feb-58
7--403	A H O S	2nd XI	Jan-14
9--393	Pooraka	2nd XI	Feb-13
375	S P O C	2nd XI	Mar-52
9--372	S P O C	2nd XI	Nov-13

**LOWEST COMPLETED INNINGS TOTAL**

Score	Versus	Team	Date
9--8	dec Sturt	3rd XI	Nov-65
15	Taxation	3rd XI	Oct-47
17	I C I	4th XI	Jan-60
18	Unley	6th XI	Nov-00
20	Glenelg Stragglers	5th XI	Jan-65
20	Flinders Park	4th XI	Dec-74
22	Baulderstone	3rd XI	Dec-57
23	Clarence Park	5th XI	Oct-64
23	Athelstone	4th XI	Jan-58
24	Modbury	4 LO	Feb-19

**HIGHEST INNINGS TOTAL AGAINST**

Score	by	Team	Date
8--484	Adelaide University	5th XI	Jan-96
8--452	Modbury	3rd XI	Nov-05
8--441	Adelaide High O S	3rd XI	Nov-97
7--429	Marion	3rd XI	Jan-19
413	Grange	5th XI	Nov-02
9--410	Paracombe	4th XI	Feb-58
3--408	Elders-U S A	4th XI	Nov-02
6--403	Richmond Clarence Pk	2nd XI	Oct-98
6--397	Flinders Park	6th XI	Feb-01
3--375	Penfield	5th XI	Jan-05

**LOWEST COMPLETED INNINGS TOTAL AGAINST**

Score	by	Team	Date
4	East Torrens	6th XI	Nov-73
12	Charles Birks	3rd XI	Mar-51
16	ElderSmith	4th XI	Dec-59
16	Kilburn	6th XI	Oct-71
16	Clarence Park	6th XI	Nov-74
16	Old Scotch	6th LO	Jan-06
17	Commonwealth Bank	6th XI	Nov-75
18	Brighton	2nd XI	Oct-54
19	Royal Park	6th XI	Dec-71
20	S P O C	2nd XI	Jan-53

**ODD SPOT**

8 ducks in an innings

Versus	Team	Date
1st Inn. Royal Park	4th XI	Nov-72

**MOST APPEARANCES**

Mch	Name
366	IW Scott
319	HJ Sautebin
283	KG Lees
269	DJ Von Einem
236	SJ Faulkner
226	PJ Robertson
217	RS Clark
212	L Di Venuto
206	GG Wilson
201	SJ Corcoran

**BATTING****LEADING RUNSCORERS**

Runs	Name	Mch	Inn	N O	H S	100s	50s	Ave
5336	KG Lees	274	308	67	99		20	22.14
5316	SJ Faulkner	226	260	25	129	4	27	22.62
4926	DJ Dixey	195	214	30	112	3	28	26.77
4803	IW Scott	366	373	49	98		10	14.82
4475	SJ Corcoran	210	255	25	94		18	19.46
4280	JA Jacobs	177	183	31	173	5	20	28.16
4125	BJ Langston	192	263	43	111	1	13	18.75
3980	WA Margitich	143	160	12	162	4	20	26.89
3859	RW Rutter	137	136	50	105*	2	24	44.87
3853	AG Durdin	158	171	14	141	5	15	24.54

**HIGHEST SCORES**

HS	Name	Versus	Venue	Team	Date
217	R Mercer	vs Basket Range	Basket Range Oval	4th XI	Oct-56
201*	PJ Mander	vs S P O C	Wilson Oval	3rd XI	Jan-88
201	WJ Vanniekerk	vs P A O C	Wellington Oval	5th XI	Nov-90
178*	MS Ashwood	vs Elizabeth District	Wellington Oval	6th XI	Nov-85
177	SG Hill	vs Gepps Cross	Wellington Oval	4th XI	Feb-99
175	KL Hobbs	vs S P O C	Caterer Oval	2nd XI	Mar-52
173	JA Jacobs	vs Brighton	Payneham Oval	2nd XI	Jan-04
168*	PJ Williams	vs Gepps Cross	Duncan Fraser Resv	2nd XI	Feb-84
167	D Milne	vs Basket Range	Basket Range Oval	4th XI	Oct-56
166	PJ Mander	vs Unley	Devitt Oval	4th XI	Oct-90

**BEST PARTNERSHIPS**

Wkt	Score	Batsmen	Opposition	Team	Date
1	246	AJ Trenorden SG Hill	Gepps Cross	4th XI	Feb-99
2	293	WJ Vanniekerk RB Cooper	P A O C	5th XI	Nov-90
3	222	PJ Raymond JA Jacobs	S P O C	2nd XI	Oct-02
4	242*	AN Wilson AS Foster	Old Scotch	2nd XI	Nov-02
5	225	S Turner BM Skurrie	Flinders University	6thLO	Nov-04
6	172	DJ Williams AN Kulow	Kilburn	3rd XI	Feb-09
7	201	PD Rebbeck CP O'Donnell	Grange	3rd XI	Dec-91
8	179*	AL Stagg SP Cowling	Richmond C P	3rd XI	Oct-03
9	114	KL Berndt DH Elliott	Brighton	2nd XI	Nov-56
10	143	JA Jacobs MJ McKern	Brighton	2nd XI	Jan-04

**HIGHEST AVERAGE** (minimum 1000 runs)

Ave	Name	Runs
47.64	TM Goodwin	1191
44.68	AE Baker	1519
44.36	RW Rutter	3859
36.49	R Batusic	2992
35.70	SC Koster	3356
34.30	BM Skurrie	1715
32.88	MJ Brister	1381
32.34	DJ Rowe	2296
30.41	HP Mundy	1186
30.00	JJ D'Antini	1080

**HIGHEST SEASON AGGREGATE**

Runs	Name	Season
633	BM Skurrie	2004/5
622	SJ Faulkner	1989/90
601	WJM Ewing	1954/5
580	DJ Rowe	1996/7
579	R Batusic	2003/4
551	MJ Perryman	1967/8
551	R Batusic	2008/9
548	DJ Dixey	1990/1
518	WA Margitich	1994/5
508	AS Foster	2001/2

**MULTIPLE CENTURIES**

No	Name	Team-100s
6	R Batusic	5-6
5	AG Durdin	3-2, 4-1, 6-2
5	SC Koster	3-4, 4-1
4	SJ Faulkner	2-2, 3-2
4	AS Foster	2-2, 3-1, 5-1
4	WH Manning	3-3, 4-1
4	WA Margitich	2-3, 3-1
4	JA Jacobs	4-2
4	GM Vincent	3-1, 5LO-2, 4LO-1
3	MS Booth	4-1, 5-1, 6-1
3	DJ Dixey	2-1, 3-1, 6-1
3	S Dixey	2-2, 3-1
3	K Haines	6-3
3	DR Jennings	4-3
3	BM Skurrie	6LO-3
3	AL Stagg	3-3
3	DC Oung	2-1, 3-2
2	VR Bhasker	3-2
2	BF Birch	2-1, 3-1
2	JC Cook	5-2
2	B Cowper	6-2
2	WJM Ewing	2-2
2	KJ Francis	2-2
2	PJ Mander	3-1, 4-1
2	CP O'Donnell	3-1, 5-1
2	MJ Perryman	2-2
2	PJ Raymond	2-2
2	DJ Rowe	2-1, 3-1
2	DA Williams	5-2
2	RHJ Westley	3-1, 6LO-1
2	RW Rutter	2-1, 4-1
2	MT Baker	2-1, 4-1
2	MJ Brister	4LO-2
2	DA Williams	3-2
2	LA Foster	2-2

**HIGHEST SEASON AVERAGE** (minimum 5 innings)

Ave	Name	Season
145.67	RW Rutter	2008/9
109.60	DJ Dixey	1990/1
79.00	GM Vincent	2009/10
72.83	RW Rutter	1994/5
72.38	R Batusic	2003/4
72.00	O Hebart	1981/2
71.33	PJ Golding	1985/6
69.00	JJ Abbot	2012/3
68.50	R Odgers	1990/1
66.25	MF Ewens	1952/3

**FASTEST CENTURY**

Name	Mins (Balls)	Verses	Team	Date
R Batusic	45 (33)	Gepps Cross	5th XI	Nov-03

**CARRIED BAT**

Name	Score	Verses	Team	Date
MR Lilley	50* of 101	S P O C	4th XI	Feb-04

**BATTED THROUGH INNINGS**

Name	Score	Verses	Team	Date
HP Mundy	69 of 193	Glenelg	2nd XI	Mar-49
WJ Ewing	31 of 107	Tubemakers	2nd XI	Mar-53
BJ Felice	100* of 9/273	Richmond CP	2nd XI	Mar-04
CP O'Donnell	83* of 9/152	Woodville Re	4th XI	Mar-06

**BOWLING****LEADING WICKET TAKERS**

Wkts	Name	Balls	Mdn	Runs	BBI	BBM	5wl	10wM	E/R	S/R	Ave
771	JSH Bickle	19482	428	8139	9--41	15--64	61	13	41.78	25.27	10.56
610	IW Scott	22626	723	12728	9--50	9--50	19		56.25	37.09	20.87
563	HJ Sautebin	24247	978	11570	6--18	11--65	21	1	47.72	43.07	20.55
534	DJ Von Einem	21104	791	8918	8--44	9--81	17		42.26	39.72	16.70
479	VW Wilkinson	10032	85	5964	8--77	13--80	33	4	59.45	20.94	12.45
429	GG Wilson	14514	578	6451	8--17	9--48	21		44.54	33.83	15.04
396	HJ Davis	10325	156	4626	7--28	11--50	22	4	44.80	26.07	11.68
355	LJ Holmes	10794	228	4762	6--17	11--71	14	1	44.12	30.41	13.41
343	AF Smith	9358	176	3751	8--13	11--35	15	3	40.08	27.28	10.94
326	RM Burgemeister	11743	551	4828	7--32	9--17	12		41.11	36.02	14.81

**BEST AVERAGE** (minimum 100 wkts)

Ave	Name	Wkts	Mtchs
10.36	RC Duffy	103	29
10.56	JSH Bickle	771	190
10.74	JF Best	106	30
10.94	AF Smith	343	120
11.01	Z Wrobel	25	68
11.02	AR McKenzie	206	86
11.09	R Ormond	101	32
11.68	HJ Davis	396	156
11.86	G Cook	126	58
11.89	HM Harrold	260	86

**BEST BOWLING in INNINGS**

BBI	Name	Versus	Team	Date
10--19	KH Elliott	Baulderstone	4th XI	Oct-61
9--18	B Chapman	Elizabeth Turf	6th XI	Jan-80
9--22	MJ McKern	Reynella	3rd XI	Nov-11
9--41	JSH Bickle	Kensington	2nd XI	Dec-68
9--50	IW Scott	University S A	6th XI	Dec-94
8--7	A Angural	Old Scotch	6th LO	Jan-06
8--8	BM Skurrie	Flinders University	6th LO	Nov-05
8--13	AF Smith	S A R M	3rd XI	Oct-64
8--13	RK Turner	Baulderstone	4th XI	Oct-62
8--13	DA Wilden	Grange	3rd XI	Dec-16

**BEST ECONOMY RATE** (minimum 100 wkts)

Rate	Name	Wkts	Mtchs
33.64	AR McKenzie	206	86
36.82	R Ormond	124	42
37.11	RK Turner	254	106
37.23	G Curry	136	59
37.41	BW Colborne	142	88
37.93	RC Duffy	103	29
38.26	M Gilkes	101	36
38.69	T Guglielmo	107	44
38.88	DJ Peters	126	54
39.89	G Cook	126	58

**BEST BOWLING in MATCH**

BBM	Name	Versus	Team	Date
16--36	R Ormond	Marine & Harbours	3rd XI	Dec-72
15--64	JSH Bickle	Bank Of Adelaide	6th XI	Feb-75
13--26	CB Phillips	Elders	6th XI	Jan-92
13--29	KG Forrester	Elizabeth District	5th XI	Nov-85
13--55	R Hockley	Savings Bank - A5	4th XI	Oct-59
13--57	G Perryman	W R E I	4th XI	Dec-65
13--62	SP Cowling	Woodville South	3rd XI	Jan-01
13--64	GJ Adams	Burnside	5th XI	Mar-79
13--80	VW Wilkinson	R A A F	3rd XI	Feb-63
13--86	G Perryman	Brighton	3rd XI	Jan-68

**BEST STRIKE RATE** (minimum 100 wkts)

Rate	Name	Wkts	Mtchs
20.94	VW Wilkinson	479	146
23.96	JF Best	106	30
24.22	R Keen	106	38
25.27	JSH Bickle	771	190
25.47	T Howard	108	68
25.64	CA Peirce	113	43
25.70	G Perryman	111	50
26.07	HJ Davis	101	90
26.82	HM Harrold	260	86
27.22	MD Schlein	118	63

**MULTIPLE HAT TRICKS**

Name	Team
5 JSH Bickle	2nd XI, 4th XI, 6th XI (3)
2 VW Wilkinson	2nd XI, 4th XI
2 RJ Wilton	6th XI (2)

**5 WICKETS IN INNINGS (CAREER)**

5wl	Name
61	JSH Bickle
33	VW Wilkinson
24	AF Smith
21	HJ Sautebin
22	HJ Davis
20	GG Wilson
19	MJ McKern
19	IW Scott
17	DJ Von Einem
16	Z Wrobel
14	RJ Wilton

**10 WICKETS IN MATCH (CAREER)**

10wM	Name
13	JSH Bickle
4	VW Wilkinson
4	HJ Davis
3	AF Smith
3	B Chapman
2	RJ Wilton
2	PQ Hoffmann
2	Z Wrobel
2	C Payne
2	MA Conroy
2	and others

**HIGHEST SEASON AGGREGATE**

Wkts	Name	Season
74	JSH Bickle	1974/5
70	JSH Bickle	1973/4
65	JSH Bickle	1969/70
63	HJ Davis	1952/3
61	JSH Bickle	1970/1
59	R Gaffney	1969/70
58	R Ormond	1972/3
57	JR Gregg	1970/1
56	JSH Bickle	1975/6
55	AF Smith	1965/6

**BEST SEASON AVERAGE (min. 10 wkts)**

Ave	Name	Season
3.80	C Payne	1971/2
4.17	D Langston	1972/3
4.27	M Whitford	1973/4
4.33	L Iancar	1971/2
4.82	LS Roberts	2012/3
5.92	DM Girdham	2009/10
5.89	LJ Holmes	1973/4
6.00	LJ Holmes	1969/70
6.00	R Arnold	1971/2
6.03	JSH Bickle	1973/4

**BEST SEASON STRIKE RATE (min. 10 wkts)**

Rate	Name	Season
9.20	PJ Newbold	2004/5
11.00	M Whitford	1973/4
11.45	LS Roberts	2012/3
12.75	DR Gilbert	2003/4
13.60	P Small	1978/9
13.67	NJ Padley	1984/5
13.90	L Moore	1963/4
14.20	E Manuell	1959/60
14.40	L Iancar	1971/2
14.47	MC Subramaniam	2014/15

**BEST SEASON ECONOMY RATE (min. 10 wkts)**

Rate	Name	Season
22.32	D Langston	1972/3
23.31	C Payne	1971/2
25.74	DJ Von Einem	1998/9
27.33	D Allman	1981/2
28.03	JSH Bickle	1967/8
28.37	R Galpin	1975/6
28.68	LJ Holmes	1973/4
28.70	GG Wilson	1982/3
28.77	R Miller	1970/1
28.89	RM Burgemeister	1990/1

**5 WICKETS IN INNINGS (SEASON)**

5wl	Name	Season
9	JSH Bickle	1973/4
9	JSH Bickle	1974/5
7	HJ Davis	1952/3
7	JR Gregg	1970/1
6	HJ Davis	1955/6
6	VW Wilkinson	1961/2
6	AF Smith	1965/6
6	JSH Bickle	1975/6
5	RJ Wilton	1957/8
5	Z Wrobel	1961/2
5	R Ormond	1972/3
5	M Gilkes	1972/3
5	KG Forrester	1985/6

**10 WICKETS IN MATCH (SEASON)**

10wM	Name	Season
3	JSH Bickle	1973/4
3	JSH Bickle	1974/5
2	HJ Davis	1952/3
2	Z Wrobel	1961/2
2	R Ormond	1972/3
2	KG Forrester	1985/6
2	G Rowe	1962/3
2	JSH Bickle	1967/8
2	JSH Bickle	1970/1
1	JR Gregg	1970/1
1	HJ Davis	1955/6
1	VW Wilkinson	1961/2
1	and others	

**W/KEEPING**

Best available information – records spasmodic

**MOST DISMISSALS**

Dis.	Name	Ctch	Stump	Byes
184	AJ Wilton	151	33	429
171	L Di Venuto	137	34	1038
162	SJ Faulkner	134	28	643
131	PJ Golding	108	23	508
125	SJ Corcoran	117	8	524
117	CP O'Donnell	99	18	339
75	DR Jennings	61	14	225
72	KL Berndt	37	35	299
61	MJ Cross	35	26	233
60	MS Booth	53	7	175
58	P Moyle	47	11	251

**6 DISMISSALS IN AN INNINGS**

6 catches	SL McFeeters	v SPOC	3rd XI	1988/89
5 catches + 1 stumping	TJ Hynd	v Edwardstown	2ndXI	1985/86

**ALL ROUND****ALL ROUNDERS** (Minmum 1000 runs & 200 Wickets) Rating = Bat. Ave. minus Bowl. Ave.

Rating	Name	Runs	Wickets
11.72	JA Jacobs	4280	255
8.90	AR McKenzie	1275	206
7.94	AF Smith	2738	343
7.72	RG Smith	1685	206
6.02	NJ Padley	2305	256
4.26	CI Ansell	2750	279
3.36	GG Wilson	3091	429
2.15	HM Harrold	1596	250
-0.16	MS Dalton	1278	205
-0.49	JSH Bickle	1691	771
-1.63	DJ Von Einem	2772	534
-2.92	DH Elliott	1870	275
-3.33	B Chapman	1066	284
-4.83	LJ Holmes	1631	355
-6.05	IW Scott	4803	610
-7.18	MJ Porter	1075	202
-8.04	HJ Sautebin	1964	563

# 2nd XI Regular Competition



ADELAIDE TURF CRICKET ASSOCIATION  
TWO DAY COMPETITION  
80 (6 ball) OVERS – MCC RULES

PLAYED: 2 Saturdays ... October - March  
COMMENCED: Season 1946/47  
LAST PLAYED: Continuing

Cricket Club

AGAINST WOODVILLE CRICKET CLUB PLAYED AT BRIGHTON OVAL DATE MARCH 10<sup>th</sup> 20<sup>th</sup> 1947

PAYNEHAM CLUB MATCH RESULT Payneham won by 36 runs 1st Innings UMPIRES E. J. GRIFFITHS & G. J. RUXTON

BATSMAN	CLUB	RUNS SCORED	HOW OUT	BOWLERS	TOTALS
<u>MORBY, R. W.</u>	<u>1142</u>		<u>ST. BUSBRIDGE, J.</u>	<u>INGUS, A.</u>	<u>0.</u>
<u>BEAR, F. G.</u>			<u>BOWLED</u>	<u>INGUS, A.</u>	<u>8.</u>
<u>LOOKER, D. S.</u>			<u>ST. NORMAN, E.</u>	<u>WRIGHT, H.</u>	<u>40.</u>
<u>DUKE, K. J.</u>			<u>BOWLED</u>	<u>HARRISON, A.</u>	<u>161.</u>
			<u>BOWLED</u>	<u>WRIGHT, H.</u>	<u>9.</u>
			<u>ST. BUSBRIDGE, J.</u>	<u>BOX, P.</u>	<u>142.</u>
				<u>BOX, P.</u>	<u>0.</u>



<b>TEAM</b>
-------------

**GRADES CONTESTED**

1928/29 – 1932/33	B	ETCA \$
1932/33 – 1934/35	B	ETCA **
1946/47 – 1971/72	A2	ATCA
1972/73 – 1976/77	3	ATCA
1977/78 – 2004/05	B1	ATCA
2005/06 – 2009/10	A3	ATCA
2010/11 >>	B1	ATCA

\*\* No records     \$ refer to “Early History” section

**CAPTAINS**

1946/47	BF Birch
1947/48	BF Birch
1948/49	
1949/50	LB Fischer
1950/51	
1951/52	KE Edwardes
1952/53	
1953/54	HJ Davis
1954/55	WJM Ewing
1955/56	WJM Ewing
1956/57	KL Berndt
1957/58	BF Birch
1958/59	BF Birch
1959/60	KE Edwardes
1960/61	KG Plummer
1961/62	KG Plummer
1962/63	DG Hooper
1963/64	DG Hooper
1964/65	KG Plummer
1965/66	M Ninnis
1966/67	KG Plummer
1967/68	KG Plummer
1968/69	KG Plummer
1969/70	B Foster
1970/71	BJ Langston
1971/72	D Looker
1972/73	DJ Von Einem
1973/74	DJ Von Einem

1974/75	DJ Von Einem
1975/76	DJ Von Einem
1976/77	DJ Mackay
1977/78	KG Lees
1978/79	DJ Mackay
1979/80	DJ Mackay
1980/81	KG Lees
1981/82	SW Sykes
1982/83	SJ Falkner
1983/84	DJ Hissey
1984/85	DJ Hissey
1985/86	DJ Hissey
1986/87	DJ Hissey
1987/88	DJ Dixey
1988/89	RK Turner
1989/90	AE Baker
1990/91	PJ Williams
1991/92	PJ Williams
1992/93	AE Baker
1993/94	DJ Von Einem
1994/95	GR Wasley
	GR Wasley /
1995/96	DJ Von Einem /
	JA Jacobs
1996/97	GR Wasley
1997/98	DJ Von Einem
1998/99	AS Foster
1999/00	AS Foster

2000/01	AS Foster
2001/02	AS Foster
2002/03	AS Foster
2003/04	AS Foster
2004/05	GG Wilson
2005/06	GG Wilson
2006/07	GG Wilson
	CI Ansell
2007/08	GG Wilson
	GG Wilson
2008/09	GG Wilson
2009/10	CI Ansell
2010/11	CI Ansell
2011/12	CI Ansell
2012/13	CI Ansell
2013/14	CI Ansell
2014/15	RG Smith
	CP O'Donnell
2015/16	CI Ansell
	MB Hughes
2016/17	MB Hughes
2017/18	MB Hughes
	MB Hughes
2018/19	JA Jacobs

**HIGHEST INNINGS TOTAL**

Score	Versus	Date
7--451	A H O S	Mar-95
449	S P O C	Mar-55
9--413	Brighton	Mar-49
7--403	A H O S	Jan-14
9--393	Pooraka	Feb-13
375	S P O C	Mar-52
9--372	S P O C	Nov-13
367	University	Jan-50
9--366	Burnside	Mar-68
364	Brighton	Jan-04

**LOWEST COMPLETED INNINGS TOTAL**

Score	Versus	Date
25	Elder Smith	Oct-58
29	Clarence Park	Dec-47
31	Kelvinator	Nov-61
31	Tea Tree Gully	Jan-70
31	Old Scotch	Feb-72
33	S P O C	Feb-69
35	Savings Bank	Nov-65
35	K O C A	Jan-72
36	Kelvinator	Nov-57
40	Edwardstown	Feb-64

**HIGHEST INNINGS TOTAL AGAINST**

Score	by	Date
6--403	Richmond Clarence Pk	Oct-98
352	Goodwood Baseballers	Dec-47
350	Woodville South	Oct-15
8--335	Richmond Clarence Pk	Jan-95
6--331	Old Ignatians	Feb-15
7--329	Port Districts	Feb-08
7--328	Reynella	Oct-07
316	Flinders Park	Nov-08
315	Grange	Nov-96
8--312	S P O C	Nov-15

**LOWEST COMPLETED INNINGS TOTAL AGAINST**

Score	by	Date
18	Brighton	Oct-54
20	S P O C	Jan-53
20	Myer	Feb-53
22	Myer	Oct-52
24	Elders-G M	Oct-63
33	W R E I	Feb-69
33	Brighton	Feb-13
36	Edwardstown	Jan-88
38	Kelvinator	Jan-53
39	Sturt	Nov-53

**GRAND FINALS**

Result	Versus	Season
won	Tubemakers	1952-53
won	Sturt	1954-55
lost	East Parade	1967-68
lost	Brighton	1987-88
won	Richmond Clarence Pk	1994-95
lost	Pooraka	2002-03
lost	Marion	2003-04
lost	Grange	2013-14

**MOST APPEARANCES**

Mch	Name
182	GG Wilson
153	DJ Von Einem
145	JA Jacobs
130	CI Ansell
114	BF Birch
108	KG Lees
97	WA Margitich
96	HJ Davis
91	DJ Dixey
90	SJ Faulkner

**BATTING****LEADING RUNSCORERS**

Runs	Name	Mch	Inn	N O	H S	100s	50s	Ave
3541	JA Jacobs	145	154	23	173	5	16	27.03
2825	GG Wilson	182	176	30	81*		10	19.35
2673	WA Margitich	97	111	9	162	3	14	26.21
2569	AS Foster	78	82	8	124*	2	18	34.72
2566	BF Birch	114	1162	9	113	1	8	16.772
2128	KG Lees	108	123	25	96		8	21.71
2124	DJ Dixey	91	103	11	112	1	8	23.09
2065	KE Edwardes	91	128	5	118	2	7	16.79
2024	SJ Faulkner	90	101	10	102	2	8	22.24
2007	S Dixey	66	79	2	104*	2	9	25.75

**HIGHEST SCORES**

HS	Name	Versus	Venue	Date
175	KL Hobbs	S P O C	Caterer Oval	Mar-52
173	JA Jacobs	Brighton	Payneham Oval	Jan-04
168*	PJ Williams	Gepps Cross	Duncan Fraser Resv	Feb-84
162	WA Margitich	Unley	Kingswood Oval	Nov-98
161*	LA Foster	Pembroke O S	Haslam Oval	Dec-18
155	PC Roberts	University	Graduates Oval	Mar-49
151	KJ Francis	Kensington	Linden Park Oval	Nov-60
144*	AE Baker	Gepps Cross	Duncan Fraser Resv	Feb-88
143	NP Zachat	Hope Valley	Payneham Oval	Nov-14
137	LA Foster	S P O C	Wilson Oval	Nov-13

**BEST PARTNERSHIPS**

Wkt	Score	Batsmen	Opposition	Date
1	227	D Jacobi WA Margitich	Unley	Nov-98
2	200	NP Zachat MW Lewis	Hope Valley	Nov-14
3	222	PJ Raymond JA Jacobs	S P O C	Oct-02
4	242*	AN Wilson AS Foster	Old Scotch	Nov-02
5	202	KJ Francis RL Potter	Sturt	Oct-57
6	157	CM Dawson N Harnas	Pooraka	Feb-13
7	157*	RW Rutter JA Jacobs	Brighton	Dec-94
8	130	GG Wilson RG Smith	S P O C	Feb-09
9	114	KL Berndt DH Elliott	Brighton	Nov-56
10	143	JA Jacobs MJ McKern	Brighton	Jan-04

**MULTIPLE CENTURIES**

No	Name	Scores
5	JA Jacobs	173 132* 121* 102* 102*
5	AE Baker	144* 114 112 105* 100
3	WA Margitich	162 107 101
2	KL Hobbs	175 104*
2	LA Foster	161*,137
2	KJ Francis	151 126
2	NP Zachat	143 117
2	MF Ewens	128* 103*
2	AS Foster	124* 104
2	PJ Raymond	124 110
2	KE Edwardes	118 104
2	WJM Ewing	107 105*
2	S Dixey	104* 104
2	SJ Faulkner	102 100

**CENTURIES**

Name	Score
PJ Williams	168*
PC Roberts	155
MT Baker	136*
BT Schiller	134
AG Jarvis	133
MJ Perryman	131
WB Thyer	129
KW Davies	129
DC Oung	127
LJ Lambert	123
D Miller	122
HP Mundy	119
TM Goodwin	116*
RW Edyvean	116
DJ Mackay	115
DJ Rowe	114*
BF Birch	113
MP Selvanera	113
WH Toy	113
SD Heeps	112*
DJ Dixey	112
CJ Tucker	112
DJ Manser	111*
TA Goodwin	111*
LM Scicluna	110
TM Ellis	109*
W Baskett	109
JJ D'Antini	109
D Barry	108
MC Zerner	108
PG Semmens	107*
CM Dawson	107
KL Berndt	104
RW Rutter	102
S Peach	102
AN Wilson	101*
Ci Ansell	101
BJ Felice	100*

**HIGHEST SEASON AGGREGATE**

Runs	Name	Season
601	WJM Ewing	1954/5
551	MJ Perryman	1967/8
508	AS Foster	2001/2
505	HP Mundy	1948/9
471	KE Edwardes	1954/5
465	BF Birch	1957/8
439	DJ Dixey	1988/9
437	RW Rutter	1994/5
424	DA Holmes	1991/2
420	WH Toy	1955/6
409	AS Foster	1999/00

**HIGHEST AVERAGE** (minimum 1000 runs)

Ave	Name	Runs
47.68	RW Rutter	1192
47.64	TM Goodwin	1191
46.03	AE Baker	1427
34.72	AS Foster	2569
30.41	HP Mundy	1186
30.21	PJ Raymond	1692
29.92	MT Baker	1825
27.51	NP Zachat	1403
27.42	MP Selvanera	1508
27.41	WJM Ewing	1480
27.03	JA Jacobs	3541
26.27	WA Margitich	2673
25.75	S Dixey	1983

**HIGHEST SEASON AVERAGE** (minimum 5 innings)

Ave	Name	Season
72.83	RW Rutter	1994/5
61.83	TM Goodwin	1989/90
61.50	DJ Williams	2000/1
60.00	MT Baker	2010/1
58.00	GG Wilson	2002/3
56.44	AS Foster	2001/2
54.20	CM Underwood	2012/3
54.00	DJ Von Einem	1998/9
53.83	TM Goodwin	1990/1
52.50	PG Semmens	2007/8
49.67	BL Matheson	1993/4

**BATTED THROUGH INNINGS**

Name	Score	Verses	Date
WJM Ewing	31 of 107	Tubemakers	Mar-53
HP Mundy	69 of 193	Glenelg	Mar-49
BJ Felice	100* of 9-273	Rich'd CP	Mar 04
CI Ansell	101 of 6-176	Flinders Un	Nov-16

**BOWLING****LEADING WICKET TAKERS**

Wkts	Name	Balls	Mdn	Runs	BBI	BBM	5wl	10wM	E/R	S/R	Ave
372	HJ Davis	9734	145	4369	7--28	11--50	20	4	44.67	35.20	15.72
372	GG Wilson	13123	528	5867	8--17	9--48	17		44.71	35.28	15.77
360	DJ Von Einem	13840	584	5445	8--44	9--81	15		39.34	38.44	15.13
296	JSH Bickle	8664	185	3677	9--41	12--68	18	3	42.44	29.27	12.42
249	CI Ansell	10436	462	4551	7--40	8--45	7		43.61	41.91	18.28
235	JA Jacobs	8999	397	3777	7--25	10--106	5	1	41.97	38.29	16.07
203	PQ Hoffmann	7338	279	3087	8--45	11--67	12	2	42.07	36.15	15.21
177	AR McKenzie	5818	249	1889	7--29	10--31	9	1	32.47	32.87	10.67
162	C Payne	4762	108	1903	7--42	10--74	8	1	39.96	29.40	11.75
125	RG Smith	3791	141	1857	7--42	7--42	6		48.98	30.33	14.86

**BEST AVERAGE** (minimum 100 wkts)

Ave	Name	Wkts	Mtchs
10.67	AR McKenzie	177	68
11.74	HJ Davis	372	96
11.75	C Payne	162	40
11.76	Z Wrobel	100	27
11.83	HM Harrold	122	33
12.42	JSH Bickle	296	88
12.72	DJ Von Einem Snr	119	64
13.45	AF Smith	114	48
14.86	RG Smith	125	55
15.13	DJ Von Einem	360	153

**BEST BOWLING in INNINGS**

BBI	Name	Versus	Date
9--41	JSH Bickle	Kensington	Dec-68
8--17	GG Wilson	Clarence Park	Oct-84
8--42	R Miller	S P O C	Jan-70
8--44	DJ Von Einem	Ingle Farm	Feb-94
8--45	PQ Hoffmann	Clarence Park	Oct-84
8--46	D Debney	Elder Smith	Mar-56
8--62	GM Vincent	S P O C	Nov-93
7--8	MJ McKern	Pooraka	Dec-06
7--14	PQ Hoffmann	Edwardstown	Jan-88
7--20	JSH Bickle	Sturt	Nov-53

**BEST ECONOMY RATE** (minimum 100 wkts)

Rate	Name	Wkts	Mtchs
32.47	AR McKenzie	177	68
37.60	Z Wrobel	100	27
39.34	DJ Von Einem	360	153
39.96	C Payne	162	40
40.09	HM Harrold	122	33
41.97	JA Jacobs	235	145
42.07	PQ Hoffmann	203	79
42.34	DJ Von Einem Snr	119	64
42.44	JSH Bickle	296	88
43.61	CI Ansell	249	130

**BEST BOWLING in MATCH**

BBM	Name	Versus	Date
12--50	G Curry	Commonwealth Bank	Dec-73
12--68	JSH Bickle	Burnside	Jan-68
11--47	M Whitford	Henley	Oct-73
11--50	HJ Davis	Clarence Park	Nov-52
11--67	PQ Hoffmann	P A O C	Nov-87
11--67	JW Plummer	Brighton	Oct-78
11--72	HJ Davis	Brighton	Feb-56
11--86	PD Vaughton	Old Ignatians	Jan-76
11--90	D Debney	Elder Smith	Mar-56
11--97	KJ Duke	Sturt	Feb-62

**BEST STRIKE RATE** (minimum 100 wkts)

Rate	Name	Wkts	Mtchs
26.17	HJ Davis	372	96
29.27	JSH Bickle	296	88
29.40	AF Smith	114	48
29.50	HM Harrold	122	33
29.40	C Payne	162	40
30.05	DJ Von Einem Snr	119	64
30.33	RG Smith	141	55
31.28	Z Wrobel	100	27
32.87	AR McKenzie	177	68
35.28	GG Wilson	372	182

**HAT TRICKS**

Name	Versus	Date
VW Wilkinson	Myer	Oct-52
JSH Bickle	S P O C	Oct-55
R Miller	S P O C	Jan-70
PD Vaughton	Old Scotch	Dec-75
GG Wilson	Clarence Park	Oct-84
RG Smith	Hope Valley	Jan-12
CI Ansell	A H O S	Jan-13
MA Fenwick	Unley	Feb-01

**5 WICKETS IN INNINGS (CAREER)**

5wl	Name
20	HJ Davis
18	JSH Bickle
17	GG Wilson
15	DJ Von Einem
12	PQ Hoffmann
9	AR McKenzie
8	MS Dalton
8	C Payne
8	MJ McKern
7	CI Ansell
6	M Butler
6	HM Harrold
6	RG Smith
6	AF Smith

**10 WICKETS IN MATCH (CAREER)**

10wM	Name
4	HJ Davis
3	JSH Bickle
2	PQ Hoffmann
1	JA Jacobs
1	AR McKenzie
1	C Payne
1	G Curry
1	DM Curtin
1	D Debney
1	JW Plummer
1	PD Vaughton
1	KJ Duke
1	B Chapman
1	M Boffa
1	M Whitford

**HIGHEST SEASON AGGREGATE**

Wkts	Name	Season
63	HJ Davis	1952/3
51	HJ Davis	1955/6
51	C Payne	1970/1
47	C Payne	1969/70
46	JG Squire	1952/3
44	E Milde	1946/7
44	E Milde	1946/7
43	KJ Duke	1961/2
43	JSH Bickle	1968/9
42	M Gilkes	1972/3

**BEST SEASON AVERAGE (min. 10 wkts)**

Ave	Name	Season
4.27	M Whitford	1973/4
6.63	R Ormond	1973/4
6.70	E Manuell	1959/60
6.85	Z Wrobel	1967/8
7.05	JSH Bickle	1967/8
7.08	AR McKenzie	1981/2
7.21	HJ Davis	1952/3
7.28	AR McKenzie	1976/7
7.29	GG Wilson	1982/3
7.55	JLF Ward	1971/2

**BEST SEASON STRIKE RATE (min. 10 wkts)**

Rate	Name	Season
11.00	M Whitford	1973/4
14.20	E Manuell	1959/60
15.87	HP Mundy	1951/2
18.46	B Chapman	1959/60
19.10	HJ Davis	1952/3
19.40	R Miller	1969/70
19.47	R Ormond	1973/4
19.77	HP Mundy	1948/9
20.54	RG Smith	2012/3
20.95	BL Smith	1950/1

**BEST SEASON ECONOMY RATE (min. 10 wkts)**

Rate	Name	Season
25.74	DJ Von Einem	1998/9
28.03	JSH Bickle	1967/8
28.70	GG Wilson	1982/3
28.96	M Panditaratne	2018/9
29.14	AR McKenzie	1983/4
29.44	JA Jacobs	1997/8
29.49	SW Sykes	1981/2
29.78	AS Foster	2002/3
30.38	Z Wrobel	1967/8
30.94	JA Jacobs	2008/9

**5 WICKETS IN INNINGS (SEASON)**

5wl	Name	Season
7	HJ Davis	1952/3
6	HJ Davis	1955/6
5	M Gilkes	1972/3
4	E Milde	1946/7
4	C Payne	169/70
4	KJ Duke	1961/2
4	JSH Bickle	1967/8
4	GG Wilson	1984/5

**10 WICKETS IN MATCH (SEASON)**

10wM	Name	Season
2	HJ Davis	1952/3
2	JSH Bickle	1967/8
1	HJ Davis	1955/6
1	JSH Bickle	1955/6
1	D Debney	1955/6
1	B Chapman	1959/60
1	KJ Duke	1961/2
1	C Payne	1969/70
1	G Curry	1973/74

**W/KEEPING**

Best available information – records spasmodic

**MOST DISMISSALS**

Dis.	Name	Ctch	Stump	Byes
130	AJ Wilton	109	21	297
85	SJ Faulkner	68	17	312
61	KL Berndt	35	26	274
45	MT Baker	34	11	141
44	DH Williams	31	13	76
43	RW Hodder	25	18	141
42	JY Boerema	38	4	99
40	P Parry	36	4	109
36	DR Jennings	29	7	93
35	BL Williams	34	1	59

**6 DISMISSALS IN AN INNINGS**

5 catches + 1 stumping

TJ Hynd v Edwardstown 1985/86

# 2nd XI T20 Cup Competitions<sup>+</sup>



ATCA T20 KNOCKOUT CUP  
20/20 COMPETITION  
20 OVERS – LOCAL RULES

+ Cup named after a variety of sponsors

PLAYED: Sundays as scheduled  
COMMENCED: Season 2005/06  
ENDED: Season 2007/08  
RECOMMENCED: Season 2012/13  
LAST PLAYED: Continuing

Refer to page 2 for Associations and Divisions contested

INST		WOODVILLE	CLUB	MATCH RESULT	PLAYED	HOW OUT	BOWLERS	TOTALS
PAYNEHAM						MR. BUSBRIDGE, J.	INGUS, A.	0.
BATS MAN						BOWLED	INGUS, A.	8.
MORSEY, R.W.						MR. HOODMAN, E.	WRIGHT, H.	40.
BEAR, F.G.						BOWLED	WRIGHT, H.	161.
LOOKER, D.S.						BOWLED	WRIGHT, H.	91.
DUKE, K.J.						MR. BUSBRIDGE, J.	Box P.	142.
							Box P.	0.



<b>TEAM</b>
-------------

**CONTEST**

Season	Division/Zone	No of Div/Zones	Asscn	Comp. Style	Finals structure
2005/06 – 2006/07	2	2/0	ATCA	Knockout	1 v 2
2007/08	Veterans	2/0	ATCA	Knockout	1 v 2
2012/13	2/2	2/4	ATCA	Round Robin (3)	Rounds of 16, QF, SF, GF
2013/14	2/4	2/6	ATCA	Round Robin (3)	Rounds of 16, QF, SF, GF
2014/15	2/3	2/7	ATCA	Round Robin (3)	Rounds of 16, QF, SF, GF
2015/16	2/3	2/8	ATCA	Round Robin (3)	Rounds of 16, QF, SF, GF
2016/17 – 2017/18	2/2	3/9	ATCA	Round Robin (3)	Rounds of 16, QF, SF, GF
2018/19 >	2/4	3/6	ATCA	Round Robin (3)	Rounds of 16, QF, SF, GF

**HIGHEST INNINGS TOTAL**

Score	Versus	Date
5--193	Unley	Oct-13
7--156	Rostrevor OC	Dec-13
6--152	Walkerville	Dec-14
6--151	Goodwood	Jan-15
6--139	P A O C	Dec-17
4--138	Hectorville	Nov-12
5--133	P A O C	Jan-14
7--133	S P O C	Dec-14
3--123	Pulteney OS	Oct-13
6--122	Hope Valley	Jan-13

**LOWEST 20 OVER INNINGS TOTAL**

Score	Versus	Date
63	Walkerville	Nov-07
67	Goodwood	Nov-16
74	P A O C	Nov-05
76	S H O C	Nov-06
80	Kilburn	Dec-12
83	Walkerville	Dec-15
86	Adelaide University	Dec-18
88	P A O C	Feb-15

**HIGHEST INNINGS TOTAL AGAINST**

Score	Versus	Date
4--182	Grange	Dec-05
7--154	Unley	Oct-13
5--136	Adelaide University	Dec -18
8--133	Goodwood	Nov-17
9--131	P A O C	Jan-14
127	Mawson Lakes	Dec-18
8--124	P A O C s.f.	Feb-15
4--122	Pulteney OS	Oct-13
7--121	Hectorville	Jan-13
9--121	Pulteney OS	Dec-17

**LOWEST 20 OVER INNINGS TOTAL AGAINST**

Score	Versus	Date
72	P A O C	Nov-05
80	Kilburn	Dec-12
80	Hope Valley	Jan-15
82	Goodwood	Jan-15
88	S H O C	Nov-06
88	Rostrevor O C	Oct-12
95	Para Hills	Jan-14
91	Pulteney O S	Dec-16
99	Walkerville	Dec-14

**GRAND FINALS**

Result	Versus	Date
Won	Concordia OC	Feb-13

**MOST APPEARANCES**

Mch	Name
19	MT Baker
19	ME Matschoss
17	RG Smith
17	GC Rose
16	N Harnas
13	JJ Eckermann
12	CI Ansell
12	NP Zachat
11	FL D'Antini
11	AJ Donald
11	JG Patel

**BATTING****LEADING RUNSCORERS**

Runs	Name	Mch	Inn	N O	H S	100s	50s	Rate	Ave
313	NP Zachat	12	12	1	86		1	103.99	28.45
190	MT Baker	19	18	0	42			78.67	10.56
172	JJ Eckermann	13	13	5	43*			103.31	21.50
131	LA Foster	8	8	1	45*			65.17	18.71
120	FL D'Antini	11	10	2	36*			110.23	15.00
119	JJ Abbot	7	7	0	35			??	17.00
116	KW Davies	5	5	0	33			74.79	23.20
114	CM Underwood	4	4	1	51		1	183.87	38.00
113	JJ D'Antini	9	8	2	42*			104.63	18.38
108	RG Smith	17	10	7	54		2	92.31	36.00

**HIGHEST SCORES**

HS	Name	Versus	Venue	Date
86	NP Zachat	Unley	Payneham Oval	Oct-13
62*	LM Scicluna	Walkerville	Payneham Oval	Dec-14
54	RHJ Westley	Concordia O C g.f.	Payneham Oval	Feb-13
54	N Harnas	Rostrevor O C	Rostrevor Col.	Dec-13
54	CJ Tucker	P A O C	Park 9	Dec-17
52*	RG Smith	Adelaide Rockets	Payneham Oval	Nov-14
51	CM Underwood	Hectorville	Payneham Oval	Nov-12
47	NP Zachat	Hectorville	Payneham Oval	Nov-12
45*	LA Foster	Goodwood	Goodwood Oval	Jan-13
43*	JJ Eckermann	S P O C	Caterer Oval	Dec-14

**BEST PARTNERSHIPS**

Wkt	Score	Batsmen	Opposition	Date
1	112	NP Zachat KW Davies	Unley	Oct-13
2	65	LA Foster CM Underwood	Goodwood	Jan-13
3	53	NP Zachat CM Underwood	Hectorville	Nov-12
4	59*	JJ Eckermann FL D'Antini	Pulteney OS	Oct-13
5	39	MT Baker FL D'Antini	Hope Valley	Jan-13
6	74	JJ Abbot J Ghelani	Adelaide Rockets	Jan-17
7	60	S Marotti RG Smith	Adelaide Rockets	Nov-14
8	28*	TN Launer AJ Wilton	Rostrevor O C	Dec-13
9	28	S Marotti TH Launer	P A O C	Feb-15
10	19	LS Roberts AM Evans	Grange	Jan-16

**BATTED through INNINGS**

Name	Score	vs	Date
NP Zachat	38* of 3/83	Hope Valley	Jan-15

**HIGHEST RUN RATE** (minimum 5 innings)

Rate	Name	Inn
127.63	LM Scicluna	5
110.23	FL D'Antini	10
104.63	JJ D'Antini	8
103.99	NP Zachat	11
103.31	JJ Eckermann	13
93.75	AJ Donald	6
92.31	RG Smith	10
81.08	CI Ansell	10
78.67	MT Baker	15
74.79	KW Davies	5

**BOWLING****LEADING WICKET TAKERS**

Wkts	Name	Over	Mdn	Runs	BBI	4wl	E/R	S/R	Ave
22	ME Matschoss	62	1	365	4--20	1	5.89	16.91	16.59
19	CI Ansell	40	3	218	4--8	1	5.45	12.63	11.47
16	RG Smith	51.1	1	249	3--10		4.87	19.19	15.56
16	JG Patel	36.1	2	165	5--6		4.56	13.56	10.31
15	JJ D'Antini	14.2	1	84	5--3	2	5.86	5.73	5.60
15	NP Zachat	30	1	175	4-21	1	5.83	12.00	11.67
14	FL D'Antini	43	5	168	5--8	1	3.91	18.43	12.00
12	AJ Donald	34.3	2	172	3--9		4.99	17.25	14.33
9	CM Underwood	13	0	42	5--8	1	3.23	8.67	4.67
9	GC Rose	39	0	268	2--26		6.87	26.00	29.78

**BEST ECONOMY RATE** (min. 5 matches)

Rate	Name	Wkts
3.91	FL D'Antini	14
4.56	JG Patel	16
4.87	RG Smith	16
4.99	AJ Donald	12
5.45	CI Ansell	19
5.89	ME Matschoss	22
5.83	NP Zachat	15
5.86	JJ D'Antini	15
5.88	MB Hughes	9
6.00	N Harnas	3

**BEST BOWLING in INNINGS**

BBI	Name	Versus	Date
5--3	JJ D'Antini	Hope Valley	Jan-15
+ 5--6	JG Patel	Pulteney O S	Dec-16
5--8	CM Underwood	Hope Valley	Jan-13
5--8	FL D'Antini	Para Hills	Jan-14
+ 5--14	JJ D'Antini	Walkerville	Dec-14
4--8	CI Ansell	S P O C	Dec-14
4--17	LS Roberts	Grange	Jan-16
4--18	MB Hughes	Mawson Lakes	Dec-18
4--20	ME Matschoss	PAOC	Dec-16
+ Hat Trick			

**BEST STRIKE RATE** (minimum 10 wkts)

Rate	Name	Wkts
5.73	JJ D'Antini	15
12.00	NP Zachat	15
12.63	CI Ansell	19
13.56	JG Patel	16
16.29	ME Matschoss	21
17.25	AJ Donald	12
18.43	FL D'Antini	14
19.19	RG Smith	16

**5 WICKETS IN INNINGS (CAREER)**

5wl	Name
2	JJ D'Antini
1	CM Underwood
1	FL D'Antini
1	JG Patel

**HAT TRICKS**

Name	Versus	Date
CM Underwood	Rostrevor O C	Oct-12
JJ D'Antini	Walkerville	Dec-14
JG Patel	Pulteney O S	Dec-16

**W/KEEPING**

Dis.	Name	Ctch	Stump	Byes
8	AJ Wilton	3	5	13
5	S Marroti	3	2	17
4	LM Durdin	4		8
3	MT Baker	2	1	0
2	SJ Zachat	2		0
2	SS Athurugiri	1	1	4
2	CP O'Donnell	2		0
2	F Sergi	1	1	4

# 3rd XI Regular Competition



## TWO DAY COMPETITION

72 (6 ball) OVERS – MCC RULES (till 2004/05)

80 (6 ball) OVERS – MCC RULES (FROM 2005/06)

PLAYED: 2 Saturdays ... October - March  
COMMENCED: Season 1946/47  
LAST PLAYED: Continuing

## COMPETED IN:

1946/47 East Torrens Cricket Association

1947/48 - 1949/50 YMCA Cricket Association

1951/52 - 1955/56 East Torrens Cricket Association

1956/57 > Adelaide Turf Cricket Association



<b>TEAM</b>
-------------

**GRADES CONTESTED**

1946/47	Only grade	Hard wkt	ETCA
1947/48 – 1949/50	A2	Hard wkt	YMCACA
1950/51	A1	Hard wkt	YMCACA
1951/52	A	Hard wkt	ETCA
1952/53 – 1954/55	A2	Hard wkt	ETCA
1955/56	A1	Hard wkt	ETCA
1956/57 – 1961/62	A3		ATCA
1963/64 – 1963/64	A4		ATCA
1964/65 – 1965/66	A3		ATCA
1966/67 – 1971/72	A4		ATCA
1972/73 – 1976/77	3		ATCA
1977/78 – 1996/97	C		ATCA
1997/98 – 1999/00	D		ATCA
2000/01 – 2003/04	C		ATCA
2004/05	C1		ATCA
2005/06 – 2010/11	B3		ATCA
2011/12 – 2012/13	B2		ATCA
2013/14 – 2015/16	C1		ATCA

2016/17	C2	ATCA
2017/18	C1	ATCA
2018/19	C2	ATCA

No records .. 1946-47

Limited records .. 1955-56

\*\* No records

**CAPTAINS**

1946/47	C Ortlepp W Witton
1947/48	AR Rilstone
1948/49	G Rawson
1949/50	G Rawson
1950/51	VW Wilkinson
1951/52	VW Wilkinson
1952/53	VW Wilkinson
1953/54	VW Wilkinson
1954/55	BF Birch
1955/56	LW Pengilly
1956/57	BF Birch
1957/58	KH Elliott
1958/59	KE Edwardes
1959/60	R Duffy
1960/61	**
1961/62	BJ Langston
1962/63	E Cook
1963/64	AF Smith
1964/65	AF Smith
1965/66	KJ Duke
1966/67	G Bicknell
1967/68	R Keen
1968/69	BJ Langston
1969/70	BJ Langston
1970/71	KG Plummer

1971/72	JSH Bickle
1972/73	B Foster
1973/74	BJ Langston
1974/75	C Cook
1975/76	AR Martin
1976/77	AR Martin
1977/78	A Talbot
1978/79	KG Lees
1979/80	KG Lees
1980/81	MA Bradshaw
1981/82	RK Saunders
1982/83	RK Saunders
1983/84	KG Lees
1984/85	KG Lees
1985/86	RJ Wilton
1986/87	RJ Wilton
1987/88	BW Colborne
1988/89	BW Colborne
1990/91	SJ Falkner
1991/92	SJ Falkner
1992/93	PD Rebbeck
1993/94	SJ Falkner
1994/95	SJ Falkner
1995/96	AG Durdin
1996/97	MS Booth AG Durdin

1997/98	SJ Corcoran
1998/99	SJ Corcoran
1999/00	SL Slape
2000/01	GR Wasley
2001/02	NJ Padley SL Slape
2002/03	NJ Padley
2003/04	L Di Venuto
2004/05	L Di Venuto
2005/06	L Di Venuto
2006/07	L Di Venuto
2007/08	SD Hunter JY Boerema
2008/09	DC Oung
2009/10	RG Smith
2010/11	RG Smith
2011/12	L Di Venuto
2012/13	RW Rutter
2013/14	DC Oung
2014/15	DC Oung RW Rutter
2015/16	RW Rutter
2016/17	RW Rutter
2017/18	JC Edginton
2018/19	AE Evans et al

**HIGHEST INNINGS TOTAL**

Score	Versus	Date
8--369	Pooraka	Oct -18
9--361	Jury & Spiers	Jan-54
9--359	Pooraka	Dec-91
9--358	S P O C	Jan-88
6--349	Ferryden Park	Oct-90
8--345	Torrens Valley	Mar-91
6--343	Grange	Dec-16
9--340	Elders-U S A	Jan-05
7--333	Richmond Clarence Pk	Oct-03
5--332	Charles Birks & Motors	Dec-50

**LOWEST COMPLETED INNINGS TOTAL**

Score	Versus	Date
9--8 dec	Sturt	Nov-65
15	Taxation	Oct-47
22	Baulderstone	Dec-57
27	Taxation	Feb-49
27	Edwardstown	Nov-76
29	Richmond Park	Nov-47
31	Baulderstone	Jan-59
34	Uraidla	Oct-51
34	Ashton	Oct-53
37	Clarence Park	Nov-60

**HIGHEST INNINGS TOTAL AGAINST**

Score	by	Date
8--452	Modbury	Nov-05
8--441	A H O S	Nov-97
7--429	Marion	Jan-19
8--368	Fulham	Dec-93
9--368	Mumzone	Feb-48
8--366	Hope Valley	Feb-10
9--340	Mumzone	Dec-47
9--329	Baulderstone	Feb-54
327	Port Districts	Nov-08
8--326	Sturt	Oct-96

**LOWEST COMPLETED INNINGS TOTAL AGAINST**

Score	by	Date
12	Charles Birks & Motors	Mar-51
20	I C C A	Feb-11
23	Burnside 2	Oct-49
25	Modbury	Jan-85
26	Hamra Bros	Oct-50
28	Tubemakers	Oct-70
29	Paradise	Nov-51
30	St Peters Youth Club	Mar-49
30	S H O C	Oct-06
38	K O C A	Oct-57

**GRAND FINALS**

Result	Versus	Season
won	Burnside 1	1949-50
lost	S P O C	1985-86
won	Grange	1988-89
lost	S P O C	1989-90
won	Brighton	1990-91
lost	Adelaide University	1991-92
won	Fulham	1993-94
lost	Richmond Clarence Pk	1994-95
won	Woodville Rechabites	1998-99
lost	Unley	2002-03
lost	Trinity College O S	2010-11
Lost	Fulham	2013-14
Lost	Gepps Cross	2016-17

**MOST APPEARANCES**

Mch	Name
118	RK Saunders
113	SJ Corcoran
106	KG Lees
100	SJ Faulkner
100	L Di Venuto
94	BJ Langston
94	VW Wilkinson
84	CP O'Donnell
79	ME Matschoss
77	NJ Padley

**ODD SPOTS**

Lowest Overs for completed innings against

Ov.	Wkt	Versus	Date
3.5	6 ao.	Burnside	Jan-53

4 50s in an innings

	Versus	SHOC	Date	Oct-19
	G	Murthy		85
	AE	Evans		76
	GC	Rose		66
	JG	Patel		58

**BATTING****LEADING RUNSCORERS**

Runs	Name	Mch	Inn	N O	H S	100s	50s	Ave
2683	SJ Corcoran	122	133	12	94		9	22.17
2615	SJ Faulkner	100	107	10	129	2	17	26.96
2351	RK Saunders	118	139	13	88		7	18.66
2172	BJ Langston	94	134	26	111	1	7	20.11
1992	KG Lees	106	113	26	82		6	22.90
1895	DJ Dixey	63	68	12	103*	1	15	33.84
1685	LW Pengilly	63	88	10	110*	1	8	21.60
1608	CP O'Donnell	84	79	17	152*	1	5	25.94
1591	AG Durdin	56	62	4	141	2	9	27.43
1557	AL Stagg	70	75	9	128*	3	3	23.59

**HIGHEST SCORES**

HS	Name	Versus	Venue	Date
201*	PJ Mander	S P O C	Wilson Oval	Jan-88
161	DJ Rowe	S P O C	Wilson Oval	Nov-91
152*	CP O'Donnell	Grange	Devitt Oval	Dec-91
143*	AS Foster	Walkerville	T K Shutter Resv	Dec-97
141	G Heading	Kilburn	Trinity Gardens P S	Jan-71
141	AG Durdin	Concordia OC	Devitt Oval	Nov-05
135*	VR Bhasker	Brighton	Devitt Oval	Feb-07
134	JG Squire	Boulderstone	Wellington Rd P S	Mar-52
132*	AN Kulow	Kilburn	Devitt Oval	Feb-09
131	AG Jarvis	Tubemakers	B T M Oval	Jan-60

**BEST PARTNERSHIPS**

Wkt	Score	Batsmen	Opposition	Date
1	215	AG Durdin MR Lilley	Concordia O C	Nov-05
2	165	WA Margitich PJ Raymond	Rostrevor O C	Feb-95
3	179	BL Matheson TA Goodwin	Richmond Clarence Pk	Oct-93
4	216*	AS Foster SJ Corcoran	Walkerville	Dec-97
5	160	SB Lehmann R Suryanarayana	Elders-U S A	Jan-05
6	172	DJ Williams AN Kulow	Kilburn	Feb-09
7	201	PD Rebbeck CP O'Donnell	Grange	Dec-91
8	179*	AL Stagg SP Cowling	Richmond Clarence Pk	Oct-03
9	113*	D Marotti HJ Sautebin	Flinders Park	Feb-12
10	82	SR Ey HJ Sautebin	SHOC	Oct-08

**MULTIPLE CENTURIES**

No	Name	Scores
4	SC Koster	107, 103, 102*, 100
3	AL Stagg	128*, 113*, 111*
3	WH Manning	106, 103, 102*
2	AG Durdin	141, 113
2	VR Bhasker	135*, 127
2	SJ Faulkner	129, 110
2	DJ Williams	125, 112
2	DC Oung	123, 101

**CENTURIES**

Name	Score
PJ Mander	201*
W Witton	187
DJ Rowe	161
CP O'Donnell	152*
AS Foster	143*
G Heading	141
JG Squire	134
AN Kulow	132*
AG Jarvis	131
D Milne	130
JY Boerema	127
BL Matheson	126*
BF Birch	122
I Abbasov	120*
S Dixey	118*
RHJ Westley	112
BJ Langston	111
LW Pengilly	110*
SB Lehmann	107
KJ Francis	105*
DJ Manser	105*
WA Margitich	105
DJ Dixey	103*
P Mitchell	103
A Kallos	103
GM Vincent	102
A Sapra	101*
NJ Padley	100
RG Hann	100
L Fiegert	1xx (exact figure unknown)

**HIGHEST SEASON AGGREGATE**

Runs	Name	Season
599	SJ Faulkner	1989/90
582	SC Koster	1993/4
483	DJ Dixey	1990/1
455	DJ Dixey	1991/2
418	AR Martin	1975/6
411	SJ Corcoran	1985/6
410	SJ Faulkner	1991/2
387	LW Foley	1994/5
374	LW Pengilly	1957/8
370	P Mitchell	1968/9

**HIGHEST AVERAGE** (minimum 500 runs)

Ave	Name	Runs
37.20	DJ Rowe	558
37.10	SC Koster	1447
36.68	PJ Mander	1137
35.86	RW Rutter	1327
34.96	DJ Williams	874
33.84	DJ Dixey	1895
31.73	RHJ Westley	825
30.08	WA Margitich	1050
30.02	DC Oung	1231
29.03	AR Martin	842

**HIGHEST SEASON AVERAGE** (minimum 5 innings)

Ave	Name	Season
120.75	DJ Dixey	1990/1
64.67	SC Koster	1993/4
56.33	WA Margitich	1994/5
55.29	LW Foley	1994/5
55.00	HJ Sautebin	2011/2
54.50	DH Elliott	1963/4
52.40	DA Holmes	1990/1
51.71	DA Holmes	1989/90
51.00	VR Bhasker	2006/7
50.00	RL Holmes	1987/8

**BOWLING****LEADING WICKET TAKERS**

Wkts	Name	Balls	Mdn	Runs	BBI	BBM	5wl	10wM	E/R	S/R	Ave
331	VW Wilkinson	6848	58	4149	8--77	13--80	21	3	60.59	20.69	12.53
158	NJ Padley	5427	235	2259	6--35	7--49	7		41.63	34.35	14.30
158	AP Thyer	4833	202	2083	7--26	9--35	10		43.10	30.59	13.18
135	SP Cowling	4670	153	2583	8--49	13--62	6	1	55.31	34.89	19.13
134	R Gaffney	3949	67	1743	8--38	11--61	6	2	44.14	29.47	13.01
133	JA Gray	5118	93	1983	5--17	7--26	3		38.75	38.48	14.91
118	MJ Porter	5336	199	2693	6--46	6--47	5		50.47	45.22	22.82
112	RJ Wilton	3215	56	1648	7--49	10--29	7	1	51.26	28.71	14.71
108	RM Burgemeister	3645	195	1386	5--15	7--46	3		38.02	33.75	12.83
104	HJ Sautebin	4371	170	2074	6--29	11--65	4	1	47.45	42.03	19.94

**BEST AVERAGE** (minimum 50 wkts)

Ave	Name	Wkts	Mtchs
9.30	Z Wrobel	69	19
10.05	RC Duffy	103	28
11.40	R Keen	87	28
12.00	JSH Bickle	66	22
12.01	AF Smith	86	35
12.29	JLF Ward	83	23
12.53	VW Wilkinson	331	94
12.83	RM Burgemeister	108	48
12.86	MJ McKern	78	25
13.01	R Gaffney	134	33

**BEST BOWLING in INNINGS**

BBI	Name	Versus	Date
9--22	MJ McKern	Reynella	Nov-11
8--13	AF Smith	S A R M	Oct-64
8--13	DA Wilden	Grange	Dec-16
8--15	R Ormond	Marine & Harbours	Dec-72
8--21	R Ormond	Marine & Harbours	Dec-72
8--26	Z Wrobel	Kelvinator	Mar-62
8--38	R Gaffney	Woodville North	Feb-71
8--48	G Perryman	Brighton	Jan-68
8--49	SP Cowling	Grange	Feb-02
8--51	DH Elliott	Basket Range	Feb-55

**BEST ECONOMY RATE** (minimum 50 wkts)

Rate	Name	Wkts	Mtchs
35.69	RK Turner	79	33
36.59	BW Colborne	90	44
37.76	RC Duffy	103	28
37.90	DJ Peters	57	23
38.02	RM Burgemeister	108	48
39.12	Z Wrobel	69	19
39.43	JA Gray	133	59
41.33	AF Smith	86	35
41.60	RL Holmes	62	36
41.63	NJ Padley	158	77

**BEST BOWLING in MATCH**

BBM	Name	Versus	Date
16--36	R Ormond	Marine & Harbours	Dec-72
13--62	SP Cowling	Woodville South	Jan-01
13--80	VW Wilkinson	R A A F	Feb-63
13--86	G Perryman	Brighton	Jan-68
12--56	B Chapman	Tubemakers	Nov-63
12--81	S Cotter	W R E I	Mar-69
11--61	R Gaffney	Kilburn	Dec-69
11--65	HJ Sautebin	Edwardstown & O C	Nov-95
11--81	R Gaffney	Woodville North	Feb-71
11--86	R Keen	Glenelg	Nov-67

**BEST STRIKE RATE** (minimum 50 wkts)

Rate	Name	Wkts	Mtchs
20.38	BJ Langston	52	94
20.69	VW Wilkinson	331	94
23.61	R Keen	87	28
23.78	Z Wrobel	69	19
24.45	DH Elliott	75	31
26.61	RC Duffy	103	28
27.22	JLF Ward	112	35
27.69	AF Smith	86	34
27.84	BL Smith	56	28
28.08	JSH Bickle	66	22

**HAT TRICKS**

Name	Versus	Date
BL Smith	Jury & Spiers	Nov-52
B Chapman	Tubemakers	Nov-63*
RC Duffy	Glenelg	Oct-60
AD Hickmann	Goodwood	Jan-07

\* First three balls of the match

**5 WICKETS IN INNINGS (CAREER)**

5wl	Name
21	VW Wilkinson
10	AP Thyer
9	RC Duffy
7	NJ Padley
7	RJ Wilton
6	R Gaffney
6	SP Cowling
5	AF Smith
5	R Keen
5	Z Wrobel
5	MJ Porter
5	MJ McKern
5	JSH Bickle
4	HJ Sautebin
4	DJ Peters

**10 WICKETS IN MATCH (CAREER)**

10wM	Name
3	VW Wilkinson
2	R Gaffney
2	G Rowe
1	SP Cowling
1	HJ Sautebin
1	RJ Wilton
1	RC Duffy
1	AF Smith
1	R Keen
1	Z Wrobel
1	DH Elliott
1	R Ormond
1	S Cotter
1	B Chapman
1	G Perryman

**HIGHEST SEASON AGGREGATE**

Wkts	Name	Season
59	R Gaffney	1969/70
50	VW Wilkinson	1951/2
46	R Keen	1967/8
45	VW Wilkinson	1949/50
44	R Gaffney	1970/1
43	RC Duffy	1959/60
42	RJ Wilton	1957/8
42	AP Thyer	1984/5
40	G Rowe	1962/3
39	R Summerton	1978/9

**BEST SEASON AVERAGE (min. 10 wkts)**

Ave	Name	Season
2.38	JG Squire	1949/50
6.60	VW Wilkinson	1949/50
6.80	JA Gray	1949/50
7.00	R Ormond	1972/3
7.09	NJ Padley	1996/7
7.54	AF Smith	1959/60
7.55	M Boffa	1982/3
7.70	JH McDonald	1950/1
7.82	T Guglielmo	1980/1
7.84	RC Duffy	1959/60

**BEST SEASON STRIKE RATE (min. 10 wkts)**

Rate	Name	Season
13.07	VW Wilkinson	1949/50
13.54	JG Gray	1949/50
13.63	VW Wilkinson	1962/3
15.81	RJ Wilton	1957/8
16.73	D Heading	1970/1
17.6	BJ Langston	1974/5
17.93	G Rowe	1962/3
18.00	VW Wilkinson	1950/1
18.27	AF Smith	1959/60
18.48	VW Wilkinson	1950/1

**BEST SEASON ECONOMY RATE (min. 10 wkts)**

Rate	Name	Season
17.61	JG Squire	1949/50
28.90	JA Gray	1949/50
29.41	R Miller	1970/1
29.53	C Morton	1974/5
30.48	PQ Hoffmann	1983/4
31.52	DJ Peters	1979/80
31.56	I Abbasov	2000/1
31.82	CA Parmiter	1949/50
31.82	RK Turner	1989/90
32.05	E Peel	1963/4

**5 WICKETS IN INNINGS (SEASON)**

5wl	Name	Season
5	RJ Wilton	1957/8
4	RC Duffy	1959/60
4	RC Duffy	1960/1
4	JSH Bickle	1971/2
4	VW Wilkinson	1951/2
3	G Rowe	1962/3
3	VW Wilkinson	1962/3
3	AF Smith	1964/5
3	and others	

**10 WICKETS IN MATCH (SEASON)**

10wM	Name	Season
2	G Rowe	1962/3
1	RJ Wilton	1957/8
1	RC Duffy	1959/60
1	AF Smith	1959/60
1	Z Wrobel	1961/2
1	VW Wilkinson	1962/3
1	DH Elliott	1963/4
1	B Chapman	1963/4
1	and others	

**W/KEEPING**

Best available information – records spasmodic

**MOST DISMISSALS**

Dis.	Name	Ctch	Stump	Byes
83	L Di Venuto	73	10	534
68	SJ Corcoran	63	5	289
46	CP O'Donnell	40	6	133
43	SJ Faulkner	41	2	191
37	SL McFeeters	33	4	141
36	DR Jennings	29	7	119
31	PJ Golding	25	6	111
28	B Kuss	20	8	135
27	AJ Wilton	19	8	67
17	AG Durdin	11	6	38

**6 DISMISSALS IN AN INNINGS**

6 catches

SL McFeeters

v SPOC

3rd XI 1988/89



<b>TEAM</b>
-------------

**GRADES CONTESTED**

1956/57	A2	Hard wicket	ETCA
1956/57 – 1957/58	A2		ETCA
1958/59 – 1959/60	A4		ATCA
1960/61 – 1964/65	A5		ATCA
1965/66	A6		ATCA
1966/67	A5		ATCA
1967/68 – 1968/69	A6		ATCA
1969/70 – 1971/72	A7		ATCA
1972/73	7		ATCA
1973/74 – 1974/75	8		ATCA
1975/76 – 1976/77	7		ATCA
1977/78 – 1996/97	D		ATCA
1997/98 – 1998/99	E		ATCA
1999/00 – 2003/04	D		ATCA
2004/05 – 2011/12	C2	##	ATCA

Prior to 1956/57 the 4th XI was known as the 'Colts' and those records are shown separately under the 'Colts' section.

After 2011/12 the 4th XI was entered in a Limited Over competition and records of that era are listed under the 'Limited Over Competition' section

Limited records.. 1976/77 & 1997/98  
## withdrew mid season 2011/12

**CAPTAINS**

1956/57	D Milne CJ Herbert DR Hutchinson J Roberts N Collins
1957/58	W Draper
1958/59	LW Pengilly
1959/60	CA Ebbs
1960/61	**
1961/62	AF Smith
1962/63	R Dudley
1963/64	R Dudley
1964/65	DH Doig BW Eustace
1965/66	AF Smith
1966/67	KJ Duke
1967/68	KJ Duke
1968/69	KJ Duke
1969/70	KJ Duke
1970/71	KJ Duke
1971/72	DG Hooper
1972/73	JSH Bickle
1973/74	AJ McLean

1974/75	MD Schlein
1975/76	JF Best
1976/77	I Sachse
1977/78	JB Alton
1978/79	AJ McLean
1979/80	A Talbot
1980/81	GJ Adams JSH Bickle
1981/82	A Talbot CD Carthew
1982/83	LP Burgemeister
1983/84	MA Bradshaw
1984/85	MA Bradshaw
1985/86	JL Neumann
1986/87	JL Neumann
1987/88	JL Neumann
1988/89	JL Neumann
1989/90	PJ Burckhardt
1990/91	DC Phillips
1991/92	DC Phillips
1992/93	CD Luck
1993/94	CD Luck

1994/95	CM Argent
1995/96	CD Luck
1996/97	RS Clark
1997/98	MS Wilczek
1998/99	MS Wilczek
1999/00	MS Wilczek
2000/01	MS Wilczek
2001/02	MS Wilczek
2002/03	MA Conroy
2003/04	PJ Young
2004/05	MA Conroy GW Bermingham
2005/06	GW Bermingham
2006/07	GW Bermingham
2007/08	RA Smith
2008/09	RW Rutter
2009/10	RW Rutter
2010/11	RW Rutter
2011/12	RW Rutter

\*\* No records

**HIGHEST INNINGS TOTAL**

Score	Versus	Date
553	Basket Range	Oct-56
6--355	Gepps Cross	Feb-99
9-348	Penfield	Jan-99
9--347	Pulteney O S	Feb-92
9--347	Gepps Cross	Oct-92
9--336	Modbury	Feb-10
5--335	Immanuel O S	Feb-90
330	W R E I	Feb-60
327	Basket Range	Jan-58
316	S P O C	Oct-90

**LOWEST COMPLETED INNINGS TOTAL**

Score	Versus	Date
17	I C I	Jan-60
20	Flinders Park	Dec-74
23	Athelstone	Jan-58
26	Glenelg Stragglers	Oct-60
27	Glenelg Stragglers	Oct-60
31	S H O C	Oct-73
35	Postal Institute	Nov-64
36	Royal Park	Nov-72
36	A H O S	Jan-87
38	Woodville Rechabites	Oct-71

**HIGHEST INNINGS TOTAL AGAINST**

Score	by	Date
9--410	Paracombe	Feb-58
3--408	Elders-U S A	Nov-02
5--371	S P O C	Feb-05
7--366	Port Districts	Jan-09
363	Unley	Jan-97
7--355	Woodville South	Feb-97
349	Modbury	Mar-93
8--348	Tea Tree Gully	Feb-67
343	Postal Institute	Nov-68
332	Old Ignatians	Mar-71

**LOWEST COMPLETED INNINGS TOTAL AGAINST**

Score	by	Date
16	Elder Smith	Dec-59
22	Walkerville	Dec-07
28	East Torrens	Oct-75
30	Adelaide	Nov-70
31	Athelstone	Oct-89
32	Pulteney O S	Nov-73
34	S P O C	Jan-72
38	Commonwealth Bank	Oct-80
39	Elizabeth North	Mar-68
39	Modbury	Nov-83

**GRAND FINALS**

Result	Versus	Season
won	P A O C	1965-66
lost	Clarence Park	1969-70
lost	Rostrevor O C	1976-77
lost	Prospect	1985-86
lost	West Lakes	1989-90
won	Pulteney O S	1991-92
won	Gepps Cross	1989-99
** lost	Pembroke OS	2009-10

**MOST APPEARANCES**

Mch	Name
179	HJ Sautebin
90	MA Conroy
67	MS Wilczek
66	PJ Young
59	DA Gillard
56	RS Clark
54	GW Birmingham
52	MA Bradshaw
52	KJ Duke
51	DC Phillips

\*\* Drawn (2nd day rain) - lost  
Results awarded on table positions

**BATTING****LEADING RUNSCORERS**

Runs	Name	Mch	Inn	N O	H S	100s	50s	Ave
1379	MA Conroy	90	103	7	68		4	14.36
1239	RW Rutter	39	27	15	105*	1	10	56.32
1149	KJ Duke	52	71	11	97		4	19.15
1111	MA Bradshaw	52	60	5	72		6	20.20
1057	RS Clark	56	63	4	71		5	17.81
1044	DR Jennings	22	25	2	140	3	4	45.39
1040	CD Luck	44	44	6	80*		6	27.30
1000	PE Freeman	29	28	4	96		6	41.67
996	MS Wilczek	67	66	12	80		5	18.44
966	AG Durdin	31	35	2	131	1	4	29.27

**HIGHEST SCORES**

HS	Name	Versus	Venue	Date
217	R Mercer	Basket Range	Basket Range Oval	Oct-56
177	SG Hill	Gepps Cross	Devitt Oval	Feb-99
167	D Milne	Basket Range	Basket Range Oval	Oct-56
166	PJ Mander	Unley	Devitt Oval	Oct-90
140	DR Jennings	Penfield	Devitt Oval	Jan-99
132	DR Jennings	Brighton	Devitt Oval	Nov-89
132	RW Morbey	Basket Range	Wellington Rd P S	Jan-58
131	AG Durdin	Pulteney O S	Vaughton Oval	Feb-92
130*	WH Manning	Marion	Marion Oval No2	Jan-86
119	M Zaltrom	East Torrens	Gilles Plains H S	Oct-75

**BEST PARTNERSHIPS**

Wkt	Score	Batsmen	Opposition	Date
1	246	AJ Trenorden SG Hill	Gepps Cross	Feb-99
2	161	O Hebart RA Faulkner	Post-Tel	Feb-84
3	203	DR Jennings JY Boerema / BP Laing	Penfield	Jan-99
4	166	JY Boerema AG Durdin	Pooraka	Jan-99
5	181	PJ Burckhardt MA Turner	Immanuel O S	Feb-90
6	128	BW Eustace R Miller	S P O C	Nov-61
7	134*	RW Rutter BL Williams	Port Districts	Jan-09
8	136	KG Lees PJ Golding	S P O C	Feb-89
9	93*	DJ Von Einem RW Rutter	Woodville South	Feb-08
10	68*	JSH Bickle G Hildebrand	Kensington	Feb-73

**DOUBLE CENTURY**

Name	Score	Verses	Date
R Mercer	217	Basket Range	Oct-56

**MULTIPLE CENTURIES**

No	Name	Scores
3	DR Jennings	140, 132, 107

**CENTURIES**

Name	Score
SG Hill	177
D Milne	167
PJ Mander	166
RW Morbey	132
AG Durdin	131
WH Manning	130*
M Zaltrom	119
J Towill	115
RG Smith	115
J Katakasi	113*
DM Girdham	113*
AL Stagg	113*
M Ninnnes	113
SC Koster	110*
JW Stagg	110
JJ Gaerth	109*
MJ Cross	108
JT Lorenz	106
RW Rutter	105*
JS Booth	105
O Hebart	105
MT Baker	104*
RA Komar	103
M Doherty	101*
AJ Trenorden	101
PJ Burckhardt	100
K Russell	100
DL Dunemann	100

**CARRIED BAT**

Name	Score	Verses	Date
MR Lilley	50* of 101	S P O C	Feb-04

**HIGHEST SEASON AGGREGATE**

Runs	Name	Season
454	PJ Burckhardt	1989/90
437	RW Rutter	2008/09
410	LA Manoel	1990/1
410	SC Koster	1990/1
373	AF Smith	1965/6
361	AG Durdin	1991/2
357	DR Jennings	1989/90
357	PE Freeman	2010/1
356	RW Rutter	2009/10
352	MS Wilczek	2001/2

**HIGHEST AVERAGE** (minimum 500 runs)

Ave	Name	Runs
56.32	RW Rutter	1239
45.39	DR Jennings	1044
41.67	PE Freeman	1000
40.77	GM Vincent	530
37.06	LA Manoel	593
34.11	SC Koster	921
33.63	PJ Burckhardt	538
33.55	PJ Mander	738
29.27	AG Durdin	966
27.37	CD Luck	1040

**HIGHEST SEASON AVERAGE** (minimum 5 innings)

Ave	Name	Season
145.67	RW Rutter	2008/09
63.80	DR Jennings	1998/9
71.40	PE Freeman	2010/1
52.80	SG Hill	1998/9
50.86	RW Rutter	2009/10
49.86	DM Girdham	2007/8
46.40	O Hebart	1983/4
46.40	JS Saxton	2003/4
45.56	SC Koster	1990/1
45.13	AG Durdin	1991/2
44.80	GM Vincent	1990/1

**BATTED THROUGH INNINGS**

Name	Score	Verses	Date
AR Stagg	113* of 4/237d.	Hectorville	Jan-11

**BOWLING****LEADING WICKET TAKERS**

Wkts	Name	Balls	Mdn	Runs	BBI	BBM	5wl	10wM	E/R	S/R	Ave
329	HJ Sautebin	14093	608	6495	6--24	7--44	10		46.09	39.57	19.74
170	JSH Bickle	3923	88	1656	7--13	12--19	11	3	42.21	23.08	9.74
143	AF Smith	3625	78	1234	8--22	11--35	14	2	34.04	25.35	8.63
105	MS Wilczek	3736	163	1783	5--25	6--86	5		47.72	35.58	16.98
95	HM Harrold	2442	36	1231	7--27	8--92	3		50.41	25.71	12.96
92	VW Wilkinson	1989	20	1044	6--23	10--40	10	1	52.49	21.62	11.35
89	MD Schlein	2284	32	1272	7--78	7--68	4		55.69	25.66	14.29
87	RK Turner	2666	94	1054	8--13	8--27	5		39.53	30.64	12.11
84	CD Luck	3040	72	1718	5--41	7--73	2		56.51	36.19	20.45
83	MJ Porter	3064	126	1545	5--23	5--23	4		50.42	36.92	18.61

**BEST AVERAGE** (minimum 50 wkts)

Ave	Name	Wkts	Mtchs
8.63	AF Smith	143	38
9.67	DM Girdham	55	14
9.81	JSH Bickle	170	35
10.75	VW Wilkinson	113	29
10.78	Z Wrobel	67	15
11.55	LJ Holmes	77	24
11.91	G Perryman	54	20
12.11	RK Turner	87	33
12.58	DJ Peters	62	28
12.92	DJ Hann	53	25

**BEST BOWLING in INNINGS**

BBI	Name	Versus	Date
10--19	KH Elliott	Baulderstone	Oct-61
8--13	RK Turner	Baulderstone	Oct-62
8--21	DM Girdham	Old Ignatians SF	Mar-10
8--22	AF Smith	Col Light Gardens	Dec-61
8--23	G Perryman	W R E I	Dec-65
8--23	M Warwick	Baulderstone	Mar-62
8--27	DA Huston	S P O C	Dec-87
8--31	T Guglielmo	D R C S I	Feb-80
8--37	R Hockley	Savings Bank - A5	Oct-59
8--80	AL Stagg	Flinders University	Feb-09

**BEST ECONOMY RATE** (minimum 50 wkts)

Rate	Name	Wkts	Mtchs
34.04	AF Smith	143	38
38.81	MA Elmendorp	65	18
39.37	DJ Peters	62	28
39.53	RK Turner	87	33
40.33	D Allman	83	30
41.56	DM Girdham	55	14
42.05	LJ Holmes	77	24
42.43	JSH Bickle	170	35
42.57	DJ Von Einem	72	49
43.78	Z Wrobel	67	15

**BEST BOWLING in MATCH**

BBM	Name	Versus	Date
13--55	R Hockley	Savings Bank - A5	Oct-59
13--57	G Perryman	W R E I	Dec-65
13--88	R Summerton	W R E I	Nov-77
12--19	JSH Bickle	Adelaide	Nov-70
12--49	SN Jones	Commonwealth Bank	Mar-74
12--78	JSH Bickle	K O C A	Jan-73
11--35	AF Smith	Kelvinator	Nov-65
11--44	T Guglielmo	D R C S I	Feb-80
11--53	A Moore	Modbury	Jan-83
11--66	JLF Ward	K O C A	Oct-69

**BEST STRIKE RATE** (minimum 50 wkts)

Rate	Name	Wkts	Mtchs
18.33	G Perryman	54	20
20.28	VW Wilkinson	113	29
23.12	JSH Bickle	170	35
23.27	DM Girdham	55	14
24.21	T Howard	75	40
24.61	Z Wrobel	67	15
25.35	AF Smith	143	38
25.66	MD Schlein	89	49
25.71	HM Harrold	95	38
27.21	JF Best	56	20

**HAT TRICKS**

Name	Versus	Date
HM Harrold	Salisbury	Feb-70
JSH Bickle	KOCA	Feb-70
VW Wilkinson	Elders	Dec-60

**SPECIAL PERFORMANCE - 5 wickets in 6 balls**

Name	Versus	Date
RK Turner	Torrens Valley	Dec-90

**5 WICKETS IN INNINGS (CAREER)**

5wl	Name
14	AF Smith
11	JSH Bickle
11	VW Wilkinson
10	HJ Sautebin
6	MA Elmendorp
6	LJ Holmes
5	MS Wilczek
5	RK Turner
5	Z Wrobel
5	T Howard
5	DM Girdham
4	R Gaffney
4	JF Best
4	MD Schlein
4	and others

**10 WICKETS IN MATCH (CAREER)**

10wM	Name
3	JSH Bickle
2	AF Smith
2	MA Conroy
1	VW Wilkinson
1	Z Wrobel
1	KG Forrester
1	A Moore
1	G Perryman
1	SN Jones
1	WR Stremple
1	T Guglielmo
1	GJ Hooper
1	R Hockley
1	DM Girdham
1	and others

**HIGHEST SEASON AGGREGATE**

Wkts	Name	Season
61	JSH Bickle	1969/70
57	JSH Bickle	1970/1
55	AF Smith	1965/6
52	JSH Bickle	1972/3
46	VW Wilkinson	1960/1
41	VW Wilkinson	1961/2
40	G Cook	1976/7
38	AF Smith	1961/2
38	G Perryman	1965/6
37	DJ Hann	1959/60

**BEST SEASON AVERAGE (min. 10 wkts)**

Ave	Name	Season
1.90	KH Elliott	1961/2
3.80	C Payne	1971/2
4.00	T Guglielmo	1979/80
5.08	WR Stremple	1983/4
5.14	MS Dalton	1983/4
5.32	LJ Holmes	1969/70
5.82	DJ Von Einem	1975/6
5.89	DM Girdham	2009/10
6.00	JLF Ward	1969/70
6.10	SN Jones	1973/4

**BEST SEASON STRIKE RATE (min. 10 wkts)**

Rate	Name	Season
5.60	KH Elliott	1961/2
12.36	JLF Ward	1969/70
12.95	SN Jones	1973/4
13.60	P Small	1978/9
13.90	L Moore	1963/4
15.05	RH Walsh	1973/4
15.27	T Guglielmo	1979/80
15.33	WR Stremple	1983/4
15.38	B Knight	1967/8
16.20	MJ McKern	2001/2

**BEST SEASON ECONOMY RATE (min. 10 wkts)**

Rate	Name	Season
23.31	C Payne	1971/2
26.19	T Guglielmo	1979/80
27.33	D Allman	1981/2
29.03	MS Dalton	1983/4
29.36	LJ Holmes	1969/70
29.57	MA Elmendorp	1990/1
30.05	DJ Von Einem	1975/6
30.38	AF Smith	1961/2
30.85	DJ Peters	1979/80
32.78	DM Girdham	2009/10

**5 WICKETS IN INNINGS (SEASON)**

5wl	Name	Season
6	VW Wilkinson	1961/2
6	AF Smith	1965/6
4	VW Wilkinson	1960/1
4	JSH Bickle	1970/1
4	JSH Bickle	1972/3
4	GJ Hooper	1984/5
3	AF Smith	1958/9
3	AF Smith	1959/60
3	and others	

**10 WICKETS IN MATCH (SEASON)**

10wM	Name	Season
2	JSH Bickle	1970/1
1	AF Smith	1958/9
1	R Hockley	1959/60
1	KH Elliott	1961/2
1	Z Wrobel	1961/2
1	VW Wilkinson	1961/2
1	J Kowalick	1962/3
1	DM Girdham	2007/8
1	and others	

**W/KEEPING**

Best available information – records spasmodic

**MOST DISMISSALS**

Dis.	Name	Ctch	Stump	Byes
66	PJ Golding	55	11	230
35	SJ Corcoran	33	2	153
34	P Moyle	27	7	148
28	AK Mann	22	6	111
27	L Di Venuto	20	7	186
20	SL McFeeters	18	2	90
20	MS Booth	14	6	32
17	PJ Moore	16	1	117
17	G Gibson	7	10	57
14	O Hebart	11	3	90

**6 DISMISSALS IN AN INNINGS**

None recorded

# 5th XI Regular Competition



ADELAIDE TURF CRICKET ASSOCIATION  
TWO DAY COMPETITION  
72 (6 ball) OVERS – MCC RULES

PLAYED: 2 Saturdays ... October - March  
COMMENCED: Season 1961/62  
LAST PLAYED: Season 2006/07

Cricket Club

AGAINST WOODVILLE CRICKET CLUB PLAYED AT BRIGHTON OVAL DATE MARCH 18<sup>th</sup> 20<sup>th</sup> 1944

PAYNEHAM CLUB MATCH RESULT Payneham won by 26 runs 1st Innings UMPIRES E. J. GRIFFITHS & G. J. RUXTON

BATSMAN	CLUB	HOW OUT	BOWLERS	TOTALS
MORSEY, R.W.	1142	CS. BUSBRIDGE, J.	INGUS, A.	0.
BEAR, F.G.		BOWLED	INGUS, A.	8.
LOOKER, D.S.		CS. NORMAN, E.	WRIGHT, H.	40.
DUKE, K.J.		BOWLED	HARRISON, A.	161.
		BOWLED	WRIGHT, H.	91.
		CS. BUSBRIDGE, J.	Box P.	142.
			Box P.	0.



<b>TEAM</b>
-------------

**GRADES CONTESTED**

1961/62	A6	Hard wicket	ATCA
1962/63 – 1963/64	A7	Hard wicket	ATCA
1964/65 – 1967/68	A8	Hard wicket	ATCA
1968/69 – 1970/71	A9	Hard wicket	ATCA
1971/72	A8 Green		ATCA
1972/73 – 1974/75	9		ATCA
1975/76 – 1976/77	8		ATCA
1977/78 – 1978/79	G		ATCA
1979/80 – 1983/84	E		ATCA
1984/85 – 1993/94	F		ATCA
1994/95	G		ATCA
1995/96	E		ATCA
1996/97 – 1998/99	F		ATCA
1999/00 – 2003/04	E		ATCA
2004/05 – 2006/07	C3		ATCA

Limited records 1974/75, 1976/77, 1981/82

**CAPTAINS**

1961/62	W Klaebe
1962/63	W Klaebe
1963/64	W Klaebe
1964/65	W Klaebe
1965/66	W Hardy
1966/67	W Hardy
1967/68	J Gregg
1968/69	E Biggs
1969/70	JR Gregg
1970/71	D Lee
1971/72	AJ McLean
1972/73	AJ McLean
1973/74	R Keen
1974/75	JF Best
1975/76	ME Robins
1976/77	P Moore
1977/78	MA Bradshaw
1978/79	BJ Langston
1979/80	W Olds
1980/81	O Hebert

1981/82	W Olds
1982/83	HJ Sautebin
1983/84	AVY Morris
1984/85	LP Burgemeister
1985/86	LP Burgemeister
1986/87	LP Burgemeister
1987/88	SP McCabe
1988/89	MS Ashwood
1989/90	MS Ashwood
1990/91	BJ Tyson
1991/92	RM Burgemeister
1992/93	RJ Cole
1993/94	BT Eldridge
1994/95	PJ Robertson
1995/96	PJ Robertson
1996/97	IW Scott
1997/98	IW Scott
1998/99	IW Scott
1999/00	IW Scott
2000/01	IW Scott

2001/02	IW Scott
2002/03	MA Edwards
2003/04	WF Monger
2004/05	WF Monger
2005/06	WF Monger
2006/07	DJ von Einem

**HIGHEST INNINGS TOTAL**

Score	Versus	Date
5--429	P A O C	Nov-90
7--336	Adelaide Deaf	Jan-94
7--322	Fulham	Dec-85
319	Penfield	Nov-93
6--314	Old Scotch	Feb-93
7--300	Fulham	Oct-94
6--292	Old Collegians	Jan-86
286	Marion	Feb-85
284	Elders-U S A	Mar-01
284	Unley	Oct-03

**LOWEST COMPLETED INNINGS TOTAL**

Score	Versus	Date
20	Glenelg Stragglers	Jan-65
23	Clarence Park	Oct-64
25	Clarence Park	Oct-64
28	Grange	Dec-73
29	Old Ignatians	Nov-66
29	Woodville	Nov-70
33	Central Mail	Oct-76
33	Old Scotch	Oct-80
35	Tea Tree Gully	Nov-75
37	Ingle Farm	Dec-99

**HIGHEST INNINGS TOTAL AGAINST**

Score	by	Date
8--484	Adelaide University	Jan-96
413	Grange	Nov-02
3--375	Penfield	Jan-05
8--369	Para Hills	Mar-96
9--357	Marion	Oct-98
5--355	Old Scotch	Feb-93
355	Gepps Cross	Nov-04
6--353	Hectorville	Mar-04
5--345	Unley	Oct-93
336	A N I	Oct-90

**LOWEST COMPLETED INNINGS TOTAL AGAINST**

Score	by	Date
33	Elizabeth District	Nov-85
41	Commonwealth Bank	Jan-75
42	Commonwealth Bank	Jan-75
45	Elizabeth District	Nov-85
47	United Districts	Jan-01
49	W R E I	Oct-72
49	Elizabeth North	Mar-73
49	Tubemakers	Jan-75
50	Modbury	Jan-04
53	Marion	Nov-85

**GRAND FINALS**

Result	Versus	Season
won	Burnside	1962-63

**MOST APPEARANCES**

Mch	Name
123	IW Scott
99	PJ Robertson
79	LP Burgemeister
65	RB Cooper
58	MS Ashwood
58	WK Klæbe
57	HJ Sautebin
51	RM Burgemeister
46	WF Monger

**BATTING****LEADING RUNSCORERS**

Runs	Name	Mch	Inn	N O	H S	100s	50s	Ave
2581	IW Scott	123	143	7	98		9	18.98
1506	R Batusic	37	41	2	128	6	5	38.62
1463	LP Burgemeister	79	92	19	102	1	3	20.04
1397	MS Ashwood	58	73	5	78*		5	20.54
1202	RB Cooper	65	82	7	95		4	16.03
1113	PJ Robertson	99	111	11	46			11.13
767	JC Cook	24	32	1	143	2		24.74
740	WD Olds	38	43	2	74		3	18.05
684	RS Clark	30	32	0	81		4	21.38
680	JR Gregg	42	59	2	49			11.93

**HIGHEST SCORES**

HS	Name	Versus	Venue	Date
201	WJ Vanniekerk	P A O C	Wellington Oval	Nov-90
143	JC Cook	Adelaide Deaf	Atkinson Oval	Jan-94
132	CS Forth	Marion	Wellington Oval	Nov-85
132	DA Williams	Marion	Marion Oval No2	Mar-97
130	A Cesare	Penfield	Wellington Oval	Nov-93
128	R Batusic	Unley	Wellington Oval	Oct-03
122*	PJ Golding	Old Collegians	Trogenza Oval	Jan-86
120	JC Cook	Woodville Rechabites	Devitt Oval	Dec-94
119*	DA Williams	Hope Valley	Charles Campbell S S	Jan-97
116	SK Quarrell	Old Scotch	Montrose Oval	Feb-93

**BEST PARTNERSHIPS**

Wkt	Score	Batsmen	Opposition	Date
1	203	JC Cook WH Manning	Adelaide Deaf	Jan-94
2	293	WJ Vanniekerk RB Cooper	P A O C	Nov-90
3	134	PJ Russo WD Olds	Elizabeth District	Nov-85
4	190	CM Argent A Cesare	Penfield	Nov-93
5	117	DR Gilbert NJ Quarrell	Penfield	Oct-97
6	121	PJ Russo PJ Golding	Old Collegians	Jan-86
7	119	CS Forth DC Phillips	Marion	Nov-85
8	86	B Foster NJ Padley	Rostrevor O C	Jan-84
9	67	KG Lees R Bruno	Richmond Clarence Pk	Dec-98
10	124	KW Davies R Bruno	Elders-U S A	Mar-01

**MULTIPLE CENTURIES**

No	Name	Scores
6	R Batusic	128, 109, 103*, 103, 101, 100
2	JC Cook	143, 120
2	DA Williams	132, 119*

**CENTURIES**

Name	Score
WJ Vanniekerk	201
K Russell	135
CS Forth	132
A Cesare	130
PJ Golding	122*
SK Quarrell	116
AS Foster	109*
CP O'Donnell	107
DR Gilbert	105
MA Bradshaw	103*
AP Gillard	103
LP Burgemeister	102
O Hebart	101*
GC Maddern	101*
RJ Cole	101
MD Bevan	100*
JS Booth	100

**HIGHEST SEASON AGGREGATE**

Runs	Name	Season
579	R Batusic	2003/4
494	DA Williams	1996/7
400	MS Ashwood	1989/90
374	AS Foster	2005/6
369	IW Scott	2004/5
368	R Batusic	2000/1
321	BJ Tyson	1990/1
320	RJ Cole	1992/3
317	IW Scott	2000/1
309	MS Ashwood	1988/9

**HIGHEST AVERAGE** (minimum 500 runs)

Ave	Name	Runs
51.30	RJ Cole	513
42.80	DA Williams	642
40.55	R Batusic	1257
24.74	JC Cook	767
24.42	BJ Langston	586
23.78	K Russell	547
21.38	RS Clark	684
20.54	MS Ashwood	1397
20.18	SJ Corcoran	666
20.04	LP Burgemeister	1463

**BATTED THROUGH INNINGS**

Name	Score	Verses	Date
CP O'Donnell	83* of 9/152	Woodville Rec	Mar-06

**HIGHEST SEASON AVERAGE** (minimum 5 innings)

Ave	Name	Season
79.67	WJ Vanniekerk	1990/1
72.38	R Batusic	2003/4
69.67	IJ Richards	1994/5
68.00	PJ Golding	1985/6
61.75	DA Williams	1996/7
57.75	CP O'Donnell	2005/6
55.00	GC Madden	2005/6
53.43	AS Foster	2005/6
45.71	RJ Cole	1992/3
44.25	G Powell	1988/9

**BOWLING****LEADING WICKET TAKERS**

Wkts	Name	Balls	Mdn	Runs	BBI	BBM	5wl	10wM	E/R	S/R	Ave
290	IW Scott	10331	376	5454	7--56	7--49	14		52.79	35.62	18.18
128	RM Burgemeister	4259	193	1833	7--32	8--21	6		43.04	33.27	14.32
119	HJ Sautebin	5252	189	2623	6--18	8--54	6		49.94	44.13	22.04
119	JR Gregg	3343	33	1823	8--51	13--123	8	1	54.53	28.09	15.32
101	PJ Robertson	3788	75	2845	5--27	5--27	2		75.11	37.51	28.17
76	GJ Adams	2018	76	756	8--30	13--64	7	1	37.46	26.55	9.95
75	PJ Young	2719	125	1186	8--41	8--46	3		43.62	36.25	15.81
75	MS Ashwood	2550	69	1558	8--53	9--60	3		61.10	34.00	20.77
68	DA Gillard	2866	103	1468	4--23	5--48			51.22	42.15	21.59
61	AJ McLean	1929	32	875	6--46	6--40	1		45.36	31.62	14.34

**BEST AVERAGE** (minimum 50 wkts)

Ave	Name	Wkts	Mtchs
7.8	JF Best	50	10
9.76	KG Forrester	51	12
9.95	GJ Adams	76	21
13.1	M Blucher	58	25
14.32	RM Burgemeister	128	51
14.34	AJ McLean	61	33
15.32	JR Gregg	119	41
15.81	PJ Young	75	36
18.18	IW Scott	290	123
20.77	MS Ashwood	75	58

**BEST BOWLING in INNINGS**

BBI	Name	Versus	Date
8--17	KG Forrester	Elizabeth District	Nov-85
8--19	JR Gregg	Woodville South	Jan-71
8--28	B Hughes	Woodville South	Oct-70
8--30	GJ Adams	Burnside	Mar-79
8--41	PJ Young	Immanuel O S	Nov-92
8--50	JW Plummer	Old Ignatians	Mar-67
8--51	RH Walsh	Clarence Park	Nov-70
8--53	MS Ashwood	Adelaide Deaf	Mar-90
7--12	M Guidera	Elizabeth North	Mar-73
7--14	R Ormond	Marion	Dec-72

**BEST ECONOMY RATE** (minimum 50 wkts)

Rate	Name	Wkts	Mtchs
37.46	GJ Adams	76	21
38.39	JF Best	50	10
43.04	RM Burgemeister	128	51
43.62	PJ Young	75	36
44.19	KG Forrester	51	12
45.36	AJ McLean	61	33
49.94	HJ Sautebin	119	63
50.00	M Blucher	58	25
51.22	DA Gillard	68	34
52.79	IW Scott	290	123

**BEST BOWLING in MATCH**

BBM	Name	Versus	Date
13--29	KG Forrester	Elizabeth District	Nov-85
13--64	GJ Adams	Burnside	Mar-79
13--123	JR Gregg	Woodville South	Jan-71
12--66	JW Plummer	Glenelg Stragglers	Dec-66
11--68	R Hockley	Col Light Gardens	Mar-62
11--71	LJ Holmes	Marion	Nov-71
11--80	DC Phillips	Brighton	Oct-89
11--87	D Bellchambers	Col Light Gardens	Jan-63
10--40	R Ormond	Marion	Dec-72
10--54	B Hughes	Woodville South	Oct-70

**BEST STRIKE RATE** (minimum 50 wkts)

Rate	Name	Wkts	Mtchs
20.32	JF Best	50	10
22.10	KG Forrester	51	12
26.21	M Blucher	58	25
26.55	GJ Adams	76	21
28.09	JR Gregg	119	41
31.62	AJ McLean	61	33
33.27	RM Burgemeister	128	51
34.00	MS Ashwood	75	58
36.03	IW Scott	269	114
36.25	PJ Young	75	36

**HAT TRICKS**

Name	Versus	Date
M Barrington	Grange	Nov-67
JR Gregg	Richmond	Feb-71
PJ Robertson	A H O S	Nov-01

**5 WICKETS IN INNINGS (CAREER)**

5wl	Name
13	IW Scott
8	JR Gregg
7	GJ Adams
6	HJ Sautebin
6	RM Burgemeister
5	M Blucher
5	KG Forrester
5	R Hockley
4	MA Elmendorp
3	PJ Young
3	MS Ashwood
3	MJ McKern
3	JW Plummer
3	M Allman
3	and others

**10 WICKETS IN MATCH (CAREER)**

10wM	Name
1	JR Gregg
1	GJ Adams
1	LJ Holmes
1	KG Forrester
1	JW Plummer
1	D Bellchambers
1	DC Phillips
1	R Hockley

**HIGHEST SEASON AGGREGATE**

Wkts	Name	Season
57	JR Gregg	1970/1
50	JF Best	1974/5
37	M Allman	1980/1
37	IW Scott	1998/9
34	LJ Holmes	1971/2
34	GJ Adams	1978/9
33	M Blucher	1962/3
33	IW Scott	1997/8
32	HJ Sautebin	1982/3
32	RM Burgemeister	1986/7

**BEST SEASON AVERAGE (min. 10 wkts)**

Ave	Name	Season
3.55	D Langston	1972/3
3.75	KG Forrester	1985/6
5.00	R Galpin	1975/6
5.40	B Hughes	1970/1
6.00	R Arnold	1971/2
6.24	G Cook	1975/6
7.27	DC Phillips	1989/90
7.65	I Sasche	1974/5
7.74	MA Bradshaw	1977/8
7.75	P Singh	1969/70

**BEST SEASON STRIKE RATE (min. 10 wkts)**

Rate	Name	Season
10.40	B Hughes	1970/1
12.00	G Putland	1981/2
12.20	KG Forrester	1985/6
12.92	HJ Sautebin	1981/2
13.93	R Hockley	1961/2
14.31	RA Faulkner	1981/2
14.58	M Stagg	1971/2
15.82	M Barrington	1967/8
16.00	R Arnold	1971/2
16.15	P Pike	1967/8

**BEST SEASON ECONOMY RATE (min. 10 wkts)**

Rate	Name	Season
20.31	D Langston	1972/3
24.65	R Galpin	1975/6
29.03	AS Foster	2006/7
30.74	KG Forrester	1985/6
31.50	P Singh	1969/70
31.74	G Cook	1975/6
31.88	I Sasche	1974/5
32.42	MA Bradshaw	1977/8
32.48	PJ Young	1992/3
33.95	R Galpin	1974/5

**5 WICKETS IN INNINGS (SEASON)**

5wl	Name	Season
7	JR Gregg	1970/1
4	R Hockley	1961/2
3	M Allman	1980/1
3	M Blucher	1962/3
3	IW Scott	1997/8
3	RM Burgemeister	1986/7
3	MA Elmendorp	1985/6
3	JW Plummer	1966/7
3	and others	

**10 WICKETS IN MATCH (SEASON)**

10wM	Name	Season
1	R Hockley	1961/2
1	D Bellchambers	1962/3
1	JW Plummer	1966/7
1	B Hughes	1970/1
1	JR Gregg	1970/1
1	LJ Holmes	1971/2
1	R Ormond	1972/3
1	M Dinan	1975/6
1	and others	

**W/KEEPING**

Best available information – records spasmodic

**MOST DISMISSALS**

Dis.	Name	Ctch	Stump	Byes
30	K Summerton	28	2	117
29	PJ Golding	23	6	142
19	MS Booth	18	1	79
14	G Plummer	13	1	65
13	PJ Robertson	12	1	165
12	SJ Faulkner	7	5	115
12	P Moyle	12		87
11	WD Olds	11		37
11	SJ Corcoran	10	1	44
10	O Hebart	9	1	31

**6 DISMISSALS IN AN INNINGS**

None recorded

# 6th XI Regular Competition



ADELAIDE TURF CRICKET ASSOCIATION  
TWO DAY COMPETITION  
72 (6 ball) OVERS – MCC RULES

PLAYED: 2 Saturdays ... October - March  
COMMENCED: Season 1971/72  
ENDED: Season 1995/96  
RECOMMENCED: Season 1999/2000  
LAST PLAYED: Season 2001/02

CRICKET CLUB PLAYED AT DATE MARCH 18<sup>th</sup> 20<sup>th</sup> 1971

UMPIRES E. J. GRIFFITHS & G. J. RUXTON

BATSMAN	CLUB	MATCH RESULT	RUNS SCORED	HOW OUT	BOWLERS	TOTALS
MORSEY, R.W.	WOODVILLE	Payneham v Woodville 1st Innings		ST. BUSBRIDGE, J.	INGUS, A.	0.
BEAR, F.G.				BOWLED	INGUS, A.	8.
LOOKER, D.S.				ST. NORMAN, E.	WRIGHT, H.	40.
DUKE, K.J.				BOWLED	HARRISON, A.	161.
				BOWLED	WRIGHT, H.	9.
				ST. BUSBRIDGE, J.	Box P.	142.
					Box P.	0.



<b>TEAM</b>
-------------

**GRADES CONTESTED**

1971/72	A9	Hard wicket	ATCA
1972/73	10	Hard wicket	ATCA
1973/74	11	Hard wicket	ATCA
1974/75	10	Hard wicket	ATCA
1975/76 – 1976/77	9	Hard wicket	ATCA
1977/78	H		ATCA
1978/79	I		ATCA
1979/80	F		ATCA
1980/81	F Green		ATCA
1981/82 – 1983/84	F		ATCA
1984/85 – 1993/94	G		ATCA
1994/95	H		ATCA
1995/96	F		ATCA
1999/00 – 2001/02	F		ATCA

Limited records 1972/73, 1984/85

**CAPTAINS**

1961/62	W Klaebe
1962/63	W Klaebe
1963/64	W Klaebe
1964/65	W Klaebe
1965/66	W Hardy
1966/67	W Hardy
1967/68	J Gregg
1968/69	E Biggs
1969/70	JR Gregg
1970/71	D Lee
1971/72	JR Gregg
1972/73	B Chapman
1973/74	JSH Bickle
1974/75	JSH Bickle
1975/76	DG Hooper
1976/77	DS Looker
1977/78	B Chapman
1978/79	DH Elliott
1979/80	B Cowper
1980/81	M Cross

1981/82	LJ Holmes
1982/83	WB Thyer
1983/84	B Chapman
1984/85	JL Neumann
1985/86	WD Gillard
1986/87	CA Peirce
1987/88	CA Peirce
1988/89	CA Peirce
1989/90	RJ Wilton
1990/91	RJ Wilton
1991/92	RK Saunders
1992/93	RK Saunders
1993/94	A Gramizio
1994/95	A Gramizio
1995/96	IW Scott
1999/00	PL Creek
2000/01	PL Creek
2001/02	PL Creek

**HIGHEST INNINGS TOTAL**

Score	Versus	Date
5--326	P A O C	Oct-81
6--302	P A O C	Feb-79
8--283	Grange	Mar-86
282	Elizabeth District	Nov-85
6--277	Pembroke O S	Jan-91
9--275	Gepps Cross	Jan-91
8--274	Pulteney O S	Dec-89
273	Gaza	Oct-89
8--266	Old Ignatians	Nov-82
6--258	A H O S	Feb-83

**LOWEST COMPLETED INNINGS TOTAL**

Score	Versus	Date
18	Unley	Nov-00
31	Walkerville	Oct-72
37	Pulteney O S	Nov-99
38	Woodville North	Nov-81
39	Modbury	Jan-01
40	East Torrens	Nov-72
41	Unley	Nov-00
41	Walkerville	Feb-02
44	Woodville South	Oct-71
46	Hope Valley	Nov-72

**HIGHEST INNINGS TOTAL AGAINST**

Score	by	Date
6--397	Flinders Park	Feb-01
9--365	Woodville North	Nov-91
5--357	Grange	Mar-86
7--347	Old Ignatians	Nov-92
344	Penfield	Dec-95
8--343	Para Hills	Mar-95
5--322	Pembroke O S	Dec-88
6--316	Edwardstown	Nov-71
7--314	Penfield	Feb-92
8--312	Para Hills	Feb-94

**LOWEST COMPLETED INNINGS TOTAL AGAINST**

Score	by	Date
4	East Torrens	Nov-73
16	Kilburn	Oct-71
16	Clarence Park	Nov-74
17	Commonwealth Bank	Nov-75
19	Royal Park	Dec-71
32	Sturt C A E	Dec-73
33	Old Collegians	Nov-73
36	Elizabeth Turf	Jan-80
39	Old Ignatians	Dec-73
44	Pooraka	Mar-80

**GRAND FINALS**

Result	Versus	Season
	none	

**MOST APPEARANCES**

Mch	Name
94	LJ Holmes
83	IW Scott
75	DH Elliott
72	B Chapman
67	MJ Cross
59	RJ Wilton
56	WD Olds
55	L Martin
54	JL Neumann

**BATTING****LEADING RUNSCORERS**

Runs	Name	Mch	Inn	N O	H S	100s	50s	Ave
1534	DS Looker	42	61	9	86*		9	29.50
1351	MJ Cross	67	81	5	89		5	17.78
1295	IW Scott	83	96	7	51		1	14.55
1271	MA Bradshaw	48	59	8	84		7	24.92
1124	JL Neumann	58	67	7	130	1	2	18.73
1069	BJ Cowper	45	57	13	114	2	2	24.30
983	T Arbon	50	61	9	67		5	18.90
947	LJ Holmes	94	109	8	63		2	9.38
930	MJ Perryman	40	56	6	131*	1	5	18.60
897	J Miers	41	56	6	96		2	17.94

**HIGHEST SCORES**

HS	Name	Versus	Venue	Date
178*	MS Ashwood	Elizabeth District	Wellington Oval	Nov-85
131*	MJ Perryman	Kilburn	Enfield H S	Dec-73
130	JL Neumann	D R C S I	Wellington Oval	Feb-85
124	K Haines	Old Ignatians	Wellington Oval	Nov-82
123	K Haines	A H O S	Wellington Oval	Feb-83
120*	AG Durdin	Pembroke O S	Haslam Oval	Jan-91
116*	DI Williams	Grange	Trinity Gardens P S	Feb-72
116	AG Durdin	Gepps Cross	Wellington Oval	Jan-91
114	BJ Cowper	P A O C	Back Oval - P A C	Feb-79
111	K Haines	Tubemakers	Wellington Oval	Nov-81

**BEST PARTNERSHIPS**

Wkt	Score	Batsmen	Opposition	Date
1	166	MA Bradshaw K Haines	Tubemakers	Nov-81
2	145	DA Williams MD Bevan	Modbury	Oct-95
3	175	BJ Cowper LJ Holmes	P A O C	Oct-81
4	169	BJ Cowper MA Bradshaw	P A O C	Feb-79
5	122	G Thompson B Milde	Marion	Jan-72
6	147	AG Durdin AJ Wilton	Gepps Cross	Jan-91
7	85	T Arbon AVY Morris	Prospect	Jan-83
8	115	P Norman JL Neumann	Pooraka	Feb-82
9	79*	DI Williams JX Barnard	Grange	Feb-72
10	68*	MJ Perryman A Taylor	Kilburn	Dec-73

**MULTIPLE CENTURIES**

No	Name	Scores
3	K Haines	124, 123, 111
2	BJ Cowper	114, 105
2	AG Durdin	120*, 116

**CENTURIES**

Name	Score
MS Ashwood	178*
MJ Perryman	131*
JL Neumann	130
DI Williams	116*
MS Booth	107
G Thompson	103
RJ Van Dyke	101
G Powell	101

**HIGHEST SEASON AGGREGATE**

Runs	Name	Season
507	DS Looker	1974/5
444	MJ Perryman	1973/4
443	K Haines	1982/3
430	DS Looker	1973/4
379	DA Williams	1994/5
355	AR Martin	1974/5
345	MA Bradshaw	1981/2
335	MJ Cross	1977/8
326	MA Bradshaw	1979/80
322	DS Looker	1975/6

**HIGHEST AVERAGE** (minimum 500 runs)

Ave	Name	Runs
34.68	K Haines	659
31.44	AG Durdin	566
29.70	DA Williams	683
29.50	DS Looker	1534
24.92	MA Bradshaw	1271
24.30	BJ Cowper	1069
21.30	JS Booth	575
18.90	T Arbon	983
18.73	JL Neumann	1124
18.60	MJ Perryman	930

**HIGHEST SEASON AVERAGE** (minimum 5 innings)

Ave	Name	Season
50.71	AR Martin	1974/5
49.22	K Haines	1982/3
48.00	MD Bevan	1995/6
47.50	AG Durdin	1990/1
46.50	C Forgie	1992/3
42.43	GD Brown	1976/7
42.11	DA Williams	1994/5
39.43	MA Bradshaw	1978/9
39.00	LA Manoel	1989/90
38.86	P Norman	1981/2

**BOWLING****LEADING WICKET TAKERS**

Wkts	Name	Balls	Mdn	Runs	BBI	BBM	5wl	10wM	E/R	S/R	Ave
239	JSH Bickle	5042	120	2014	8--25	15--64	27	7	39.94	21.10	8.43
210	B Chapman	6367	157	3014	9--18	10--76	8	1	47.34	30.32	14.35
172	LJ Holmes	5186	123	2312	6--42	8--8	4		44.58	30.15	13.44
155	DH Elliott	3906	58	2293	6--38	7--11	4		58.70	25.20	14.79
130	IW Scott	5756	216	2849	9--50	9--50	1		49.50	44.28	21.92
127	JL Neumann	5065	214	2375	6--35	7--107	6		46.89	39.88	18.70
112	CA Peirce	2867	67	1637	7--29	9--98	6		57.10	25.60	14.62
112	RJ Wilton	4265	151	2229	6--55	10--66	4	1	52.26	38.08	19.90
67	A Taylor	1654	42	639	8--46	10--75	4	1	38.63	24.69	9.54
66	J Miers	2145	74	1061	6--49	6--49	3		49.46	32.50	16.08

**BEST AVERAGE** (minimum 50 wkts)

Ave	Name	Wkts	Mtchs
8.43	JSH Bickle	239	45
9.54	A Taylor	67	17
13.42	CB Phillips	50	19
13.44	LJ Holmes	172	94
13.58	MJ Perryman	50	40
14.35	B Chapman	210	83
14.62	CA Peirce	112	42
14.79	DH Elliott	155	75
15.39	M Allman	51	17
16.08	J Miers	66	41

**BEST BOWLING in INNINGS**

BBI	Name	Versus	Date
9--18	B Chapman	Elizabeth Turf	Jan-80
9--50	IW Scott	University S A	Dec-94
8--25	JSH Bickle	Bank Of Adelaide	Feb-75
8--31	JSH Bickle	Unley High O S	Feb-76
8--46	JSH Bickle	Savings Bank	Nov-74
8--46	A Taylor	Savings Bank	Nov-74
8--60	JSH Bickle	Woodville Rechabites	Nov-74
7--11	JR Gregg	Kilburn	Oct-71
7--18	CA Vegter	Tubemakers	Feb-86
7--19	JSH Bickle	Kilburn	Dec-73

**BEST ECONOMY RATE** (minimum 50 wkts)

Rate	Name	Wkts	Mtchs
38.63	A Taylor	67	17
39.94	JSH Bickle	239	45
43.16	M Allman	51	17
44.44	CB Phillips	50	19
44.58	LJ Holmes	172	94
46.89	JL Neumann	127	58
47.34	B Chapman	210	83
49.46	J Miers	66	41
49.50	IW Scott	130	83
52.26	RJ Wilton	112	59
56.34	A Gramazio	51	34

**BEST BOWLING in MATCH**

BBM	Name	Versus	Date
15--64	JSH Bickle	Bank Of Adelaide	Feb-75
13--26	CB Phillips	Elders	Jan-92
13--103	DA Huston	Greenacres	Nov-86
12--62	JSH Bickle	Old Ignatians	Feb-75
12--97	JSH Bickle	Woodville Rechabites	Nov-74
11--59	JSH Bickle	Old Ignatians	Dec-73
11--63	P Diprose	Pooraka	Jan-01
11--78	JSH Bickle	Kilburn	Dec-73
10--36	L Iancar	Royal Park	Dec-71
10--40	B Foster	Tea Tree Gully	Feb-80
10--40	BM Skurrie	Hope Valley	Oct-95

**BEST STRIKE RATE** (minimum 50 wkts)

Rate	Name	Wkts	Mtchs
21.10	JSH Bickle	239	45
23.96	MJ Perryman	50	40
24.69	A Taylor	67	17
25.20	DH Elliott	155	75
25.60	CA Peirce	112	42
30.15	LJ Holmes	172	94
30.20	CB Phillips	50	19
30.32	B Chapman	210	83
32.50	J Miers	66	41
35.39	A Gramazio	51	34

**HAT TRICKS**

Name	Versus	Date
JSH Bickle	Old Ignatians	Nov-73
JSH Bickle	Elders-GM	Jan-74
JSH Bickle	Bank of Adelaide	Feb-75
MA Elmendorp	Fulham	Mar-90
A Gramazio	Glenunga	Dec-91
SA Wessex-Brown	Richmond Clarence Pk	Nov-99
RJ Wilton	Gaza	Oct-89
RJ Wilton	Gaza	Feb-90

**5 WICKETS IN INNINGS (CAREER)**

5wl	Name
27	JSH Bickle
8	B Chapman
6	JL Neumann
6	CA Peirce
4	LJ Holmes
4	RJ Wilton
4	DH Elliott
4	A Taylor
3	J Miers
3	W Grandal
3	JR Gregg
3	CB Phillips
3	M Allman

**10 WICKETS IN MATCH (CAREER)**

10wM	Name
7	JSH Bickle
1	B Chapman
1	RJ Wilton
1	A Taylor
1	CB Phillips
1	K Haines
1	M Allman
1	B Foster
1	P Diprose
1	DA Huston
1	BM Skurrie
1	L Iancar

**HIGHEST SEASON AGGREGATE**

Wkts	Name	Season
74	JSH Bickle	1974/5
70	JSH Bickle	1973/4
56	JSH Bickle	1975/6
45	JR Gregg	1971/2
43	CA Peirce	1988/9
42	B Chapman	1977/8
39	A Taylor	1974/5
39	JSH Bickle	1976/7
38	LJ Holmes	1973/4
37	CA Peirce	1987/8

**BEST SEASON AVERAGE (min. 10 wkts)**

Ave	Name	Season
3.60	L Iancar	1974/5
4.00	BM Skurrie	1973/4
5.89	LJ Holmes	1975/6
6.03	JSH Bickle	1971/2
6.88	B Foster	1988/9
7.76	CB Phillips	1977/8
7.78	J Miers	1974/5
7.99	JSH Bickle	1976/7
8.14	P Diprose	1973/4
8.21	DA Huston	1987/8

**BEST SEASON STRIKE RATE (min. 10 wkts)**

Rate	Name	Season
12.00	L Iancar	1971/2
12.30	BM Skurrie	1995/6
14.68	B Foster	1979/80
15.20	JC Cook	1994/5
15.86	P Diprose	2000/1
16.83	J Miers	1977/8
17.06	JSH Bickle	1973/4
17.78	DH Elliott	1976/7
17.80	DH Elliott	1980/1
17.81	RF Marshall	1995/6

**BEST SEASON ECONOMY RATE (min. 10 wkts)**

Rate	Name	Season
28.68	LJ Holmes	1973/4
28.89	RM Burgemeister	1990/1
30.00	L Iancar	1971/2
31.66	LJ Holmes	1974/5
32.52	BM Skurrie	1995/6
33.77	M Allman	1985/6
35.34	JSH Bickle	1973/4
36.45	A Taylor	1974/5
36.63	JL Neumann	1989/90
37.74	CB Phillips	1991/2

**5 WICKETS IN INNINGS (SEASON)**

5wl	Name	Season
9	JSH Bickle	1974/5
9	JSH Bickle	1973/4
6	JSH Bickle	1975/6
3	JR Gregg	1971/2
3	CA Peirce	1988/9
3	B Chapman	1977/8
3	A Taylor	1974/5
3	JSH Bickle	1976/7
3	LJ Holmes	1973/4
3	RJ Wilton	1989/90
3	M Allman	1984/5

**10 WICKETS IN MATCH (SEASON)**

10wM	Name	Season
3	JSH Bickle	1974/5
3	JSH Bickle	1973/4
1	A Taylor	1974/5
1	JSH Bickle	1976/7
1	B Chapman	1979/80
1	RJ Wilton	1989/90
1	M Allman	1984/5
1	B Foster	1979/80
1	CB Phillips	1991/2
1	K Haines	1981/2
1	and others	

**W/KEEPING**

Best available information – records spasmodic

**MOST DISMISSALS**

Dis.	Name	Ctch	Stump	Byes
52	MJ Cross	28	24	146
50	DS Looker	40	10	95
27	MJ Corner	22	5	37
19	WD Olds	15	4	196
19	K Summerton	15	4	31
16	RK Saunders	15	1	40
15	D Blackmore	13	2	89
15	WD Gillard	14	1	38
11	MS Booth	11		54
8	BS Marshall	8		19

**6 DISMISSALS IN AN INNINGS**

None recorded

# LIMITED OVERS Competition 4th, 5th or 6th XI



ADELAIDE TURF CRICKET ASSOCIATION  
ONE DAY LIMITED OVERS COMPETITION  
40 OVERS – ATCA BYLAWS RULINGS

PLAYED: Saturdays ... October - March  
 COMMENCED: Season 1996/97  
 ENDED: Season 1998/99  
 COMMENCED: Season 2002/03  
 ENDED: Season 2005/05  
 RECOMMENCED: Season 2007/08  
 LAST PLAYED: Continuing

BATSMAN		SCORED	BOWLERS		TOTALS
MORBEY, R.W.	1142		CS. BUSBRIDGE, J.	INGUS, A.	0
BEAR, F.G.			BOWLED	INGUS, A.	8.
LOOKER, D.S.			CS. NORMAN, G.	WRIGHT, H.	40.
DUNE, K.J.			BOWLED	HARRISON, A.	161.
			BOWLED	WRIGHT, H.	9.
			CS. BUSBRIDGE, J.	Box P.	142.
				Box P.	0.



<b>TEAM</b>
-------------

**GRADES CONTESTED**

1996/97	6th XI	LOB	ATCA
1997/98	6th XI	LOA	ATCA
1998/99	6th XI	LOB	ATCA
2002/03 – 2003/04	6th XI	LOD	ATCA
2004/05 – 2005/06	6th XI	LOC	ATCA
2007/08 – 2011/12	5th XI	LOD	ATCA
2012/13 – 2013/14	4th XI	LOD	ATCA
2014/15	4th XI	Division 4	ATCA
2015/16 – 2016/17	4th XI	Division 5	ATCA
2017/18 >	4th XI	Division 4	ATCA

**CAPTAINS**

1996/97	SJ Falkner
1997/98	MS Ashwood
1998/99	CP O'Donnell
2002/03	BM Skurrie
2003/04	BM Skurrie
2004/05	BM Skurrie
2005/06	LR Thring
2007/08	PJ Robertson
2008/09	PJ Robertson
2009/10	PJ Robertson
2010/11	PJ Robertson
2011/12	PJ Robertson
2012/13	PJ Robertson
2013/14	PJ Robertson
2014/15	L Di Venuto
2015/16	L Di Venuto
2016/17	L Di Venuto
2017/18	L Di Venuto
2018/19	various

**HIGHEST INNINGS TOTAL**

Score	Versus	Date
5--355	Flinders University	Nov-04
8--320	Flinders University	Nov-05
8--318	Old Ignatians	Dec-05
317	United Districts	Dec-03
7--305	Adelaide University	Jan-09
7--292	Brighton	Oct-15
+ 6--290	Golden Grove	Jan-10
6--284	Elders-U S A	Feb-04
9--282	Adelaide University	Dec-04
274	United Districts	Nov-02

**LOWEST COMPLETED INNINGS TOTAL**

Score	Versus	Date
24	Modbury	Feb-19
45	Hope Valley	Feb-17
55	Trinity O S	Feb-12
61	Unley	Feb-12
64	Port Districts	Oct-02
72	Reynella	Nov-13
72	Mawson Lakes	Mar-14
++ 73	Gepps Cross	Oct-09
75	Hope Valley s.f	Mar-17
77	Woodville South	Jan-99

**HIGHEST INNINGS TOTAL AGAINST**

Score	by	Date
7--298	Concordia O C	Jan-13
280	Unley	Nov-10
1--277	Kensington	Nov-98
+ 8--276	Golden Grove	Jan-10
6--273	Gepps Cross	Feb-11
++ 7--260	Gepps Cross	Oct-09
7--259	Adelaide University	Dec-98
4--257	Fulham	Dec-07
3--256	Old Ignatians	Feb-05
8--256	I C C S	Feb-15

+ same match

**LOWEST COMPLETED INNINGS TOTAL AGAINST**

Score	by	Date
16	Old Scotch	Jan-06
27	Fulham	Jan-03
39	United Districts	Nov-02
39	Mason Lakes	Feb-17
41	Para Hills	Dec-16
44	Flinders University	Nov-05
45	Hope Valley	Nov-03
53	Modbury	Nov-16
56	Fulham	Jan-04
56	Old Ignatians	Mar-13

++ same match

**GRAND FINALS**

Result	Versus	Season
won	Para Hills	2003/04

**ODD SPOT** Shortest match

Mins	Versus	Season
48	Old Scotch	2005/06

**MOST APPEARANCES**

Mch	Name
146	IW Scott
118	PJ Newbold
91	PJ Robertson
66	CP O'Donnell
63	JG Patel
62	L Di Venuto
62	MC Subramaniam
61	BM Skurrie
55	S Turner
55	DR Gilbert

**BATTING****LEADING RUNSCORERS**

Runs	Name	Mch	Inn	N O	H S	100s	50s	6s	4s	Ave
1553	BM Skurrie	61	59	16	139	3	6	45	162	36.12
1525	MJ Brister	50	50	3	112	2	9	35	201	32.45
1387	R Batusic	40	39	2	99		12	72	156	37.49
1353	PJ Newbold	118	106	15	68		3	6	159	14.87
1159	MJ Brister	33	33	3	112	2	7	25	151	38.63
1108	GM Vincent	33	33	6	131	3	6	35	139	41.04
1092	LR Thring	51	51	1	96		6	13	138	21.84
1087	JJ Abbot	42	41	3	126	1	7	17	139	28.61
1036	JG Patel	63	61	2	98		3	79	83	17.56
979	DP Turner	50	48	1	87		4	40	115	20.83

**HIGHEST SCORES**

HS	Name	Versus	Venue	Date
139	BM Skurrie	Flinders University	Wellington Oval	Nov-04
131	GM Vincent	Brighton	Devitt Oval	Oct-15
126*	DJ Rowe	Old Ignatians	Devitt Oval	Mar-97
126	JJ Abbot	Elders-U S A	Wellington Oval	Feb-04
113*	BM Skurrie	Woodville Rechabites	Findon H S	Feb-05
112	RHJ Westley	Adelaide University	Wellington Oval	Dec-04
112	MJ Brister	M S C C	Schmidt Oval	Feb-16
109*	BM Skurrie	United Districts	Wellington Oval	Jan-04
107	GM Vincent	Adelaide University	Wellington Oval	Jan-09
102	NW Jolly	Golden Grove	Gleeson College	Nov-08

**BEST PARTNERSHIPS**

Wkt	Score	Batsmen	Opposition	Date
1	148	SG Hill DJ Dixey	Woodville South	Feb-97
2	149	LA Foster FL D'Antini	Old Ignatians	Nov-11
3	162	PA Sexton GM Vincent	Brighton	Oct-15
4	149	GM Vincent JW Edwards	Para Hills	Dec-09
5	225	S Turner BM Skurrie	Flinders University	Nov-04
6	86	LR Thring H Turner	Hope Valley	Nov-03
7	105	AR Gilbert SJ Dunn	Old Ignatians	Dec-05
8	106*	JC Felice R Batusic	Rostrevor O C	Oct-98
9	77*	MT Baker AK Mann	Pooraka	Dec-02
10	57	BM Skurrie TA McGuinniss	Pooraka	Dec-02

**MULTIPLE CENTURIES**

No	Name	Scores
3	BM Skurrie	139, 113*, 109*
3	GM Vincent	131, 107, 101*
2	MJ Brister	112, 100*

**HIGHEST SEASON AGGREGATE**

Runs	Name	Season
633	BM Skurrie	2004/5
580	DJ Rowe	1996/7
551	R Batusic	2008/9
468	MJ Brister	1998/9
445	S Turner	2002/3
426	R Batusic	2007/8
425	SC Koster	1996/7
415	BM Skurrie	2003/4
398	MJ Brister	2015/6
395	GM Vincent	2009/10

**CENTURIES**

Name	Score
DJ Rowe	126*
JJ Abbot	126
RHJ Westley	112
DR Betterman	102
NW Jolly	102
DJ Dixey	100*

**HIGHEST AVERAGE** (minimum 500 runs)

Ave	Name	Runs
41.25	DJ Rowe	825
41.04	GM Vincent	1108
38.63	MJ Brister	1159
37.49	R Batusic	1387
36.12	BM Skurrie	1553
33.95	RHJ Westley	645
33.28	SC Koster	832
30.89	DJ Williams	556
30.26	AJ Wilton	575
28.61	JJ Abbot	1087

**BATTED THROUGH INNINGS**

Name	Score	Verses	Date
JT Lorenz	88 of 6/180	Flinders Uni	Nov-07
GW Birmingham	78 of 3/242	Flinders Uni	Mar-08
AM Evans	98* of 2/170	Goodwood	Nov-14

**HIGHEST SEASON AVERAGE** (minimum 5 innings)

Ave	Name	Season
121.00	DC Oung	1998/9
79.00	GM Vincent	2009/10
74.33	RHJ Westley	2004/5
69.00	JJ Abbot	2012/3
63.30	BM Skurrie	2004/5
52.73	DJ Rowe	1996/7
51.33	AM Evans	2014/5
49.13	R Batusic	1998/9
48.80	CP O'Donnell	1998/9
47.67	H Turner	2005/6

**BOWLING****LEADING WICKET TAKERS**

Wkts	Name	Overs	Mdn	Runs	BBI	5wl	E/R	S/R	Ave
180	IW Scott	981.4	121	4001	5--19	4	67.93	32.72	22.23
107	BM Skurrie	472	97	1446	8--8	3	51.06	26.47	13.51
84	JG Patel	330.4	51	981	6--10	3	49.45	23.62	11.68
66	S Turner	249.5	11	1279	5--25	1	85.32	22.71	19.38
64	JM Verus	291.4	35	1411	3--12		80.63	27.34	22.05
53	DJ Marsh	289	37	1160	4--13		66.90	32.72	21.89
48	V Musolino	279.2	30	1131	3--25		67.48	34.92	23.56
44	GM Vincent	227.3	41	824	5--16	2	60.37	31.02	18.73
43	DR Gilbert	151	7	677	5--23	2	74.72	21.07	15.74
42	PJ Newbold	145.2	12	806	5--19	1	92.43	20.76	19.19

**BEST AVERAGE** (minimum 20 wkts)

Ave	Name	Wkts	Mtchs
10.67	H Turner	27	39
11.68	JG Patel	84	63
12.81	A Angural	21	10
13.51	BM Skurrie	107	61
14.33	SJ Dunn	33	20
14.59	MC Subramaniam	34	39
15.45	PA Sexton	22	17
15.74	DR Gilbert	43	55
16.10	CP O'Donnell	21	66
16.27	RHJ Westley	26	22

**BEST BOWLING in INNINGS**

BBI	Name	Versus	Date
8--7	A Angural	Old Scotch	Jan-06
8--8	BM Skurrie	Flinders University	Nov-05
7--17	BJ Gauranich	C B C O C	Nov-02
7--25	RH Singh	Flinders Park	Oct-12
6--10	JG Patel	Modbury	Nov-16
6--19	JD Gratton	Goodwood	Dec-10
6--20	AL Crettenden	Mawson Lakes	Mar-14
6--26	RL Holmes	Adelaide Rockets	Dec-14
5--15	AM Evans	Rostrevor O C	Jan-15
5--16	GM Vincent	Trinity O S	Dec-11

**BEST ECONOMY RATE** (minimum 20 wkts)

Rate	Name	Wkts	Mtchs
49.45	JG Patel	84	63
50.81	SJ Dunn	33	20
51.06	BM Skurrie	107	61
56.38	PA Sexton	22	17
58.72	GM Vincent	40	29
60.48	SG Hill	26	31
60.59	A Angural	21	10
62.59	CP O'Donnell	21	55
66.80	IW Scott	173	135
66.90	DJ Marsh	53	54

**HAT TRICKS**

Name	Versus	Date
BJ Gauranich	C B C O C	Nov-02
RH Singh	Flinders Park	Oct-12

**BEST STRIKE RATE** (minimum 20 wkts)

Rate	Name	Wkts	Mtchs
14.15	H Turner	27	39
16.55	MC Subramaniam	40	62
18.05	DC Taylor	21	13
18.96	RH Singh	25	17
20.31	RHJ Westley	26	22
20.76	PJ Newbold	42	118
21.07	DR Gilbert	43	55
21.14	A Angural	21	10
22.71	S Turner	66	55
23.62	JG Patel	84	63

**5 WICKETS IN INNINGS (CAREER)**

5wl	Name	
4	IW	Scott
3	BM	Skurrie
3	JG	Patel
2	DR	Gilbert
2	GM	Vincent
1	S	Turner
1	DR	Betterman
1	S	Dunn
1	RHJ	Westley
1	BJ	Gauranich >>>

**5 WICKETS IN INNINGS (CAREER)** continued

5wl	Name	
1	A	Angural
1	WA	Margitich
1	LR	Thring
1	JD	Gratton
1	RH	Singh
1	PJ	Newbold
1	DCM	Taylor
1	AM	Evans
1	K	Goel
1		and others

**HIGHEST SEASON AGGREGATE**

Wkts	Name	Season
31	JG Patel	2017/8
30	BM Skurrie	2003/4
28	S Turner	2002/3
25	BM Skurrie	2002/3
25	RH Singh	2012/3
24	IW Scott	2010/1
24	JG Patel	2016/7
22	DJ Marsh	2003/4
21	A Angural	2005/6
21	BM Skurrie	2005/6

**BEST SEASON AVERAGE** (min. 10 wkts)

Ave	Name	Season
4.82	LS Roberts	2012/3
6.71	JG Patel	2016/7
7.60	K Goel	2013/4
7.67	DR Gilbert	2003/4
8.40	PJ Newbold	2004/5
8.57	BM Skurrie	2005/6
8.73	RM Burgemeister	1996/7
9.46	TN Launer	2013/4
9.87	BM Skurrie	2003/4
10.80	H Turner	2003/4

**BEST SEASON STRIKE RATE** (min. 10 wkts)

Rate	Name	Season
9.20	PJ Newbold	2004/5
11.45	LS Roberts	2012/3
12.75	DR Gilbert	2003/4
14.47	MC Subramaniam	2014/5
15.00	H Turner	2003/4
15.58	RJ Wilton	1996/7
16.04	S Turner	2002/3
16.08	JG Patel	2016/7
16.20	K Goel	2013/4
16.24	MC Subramaniam	2015/6

**BEST SEASON ECONOMY RATE** (min. 10 wkts)

Rate	Name	Season
40.20	TN Launer	2013/4
41.71	JG Patel	2117/8
42.06	LS Roberts	2012/3
45.65	DR Betterman	1996/7
46.40	JG Patel	2015/6
46.91	K Goel	2013/4
48.15	S Dunn	2002/3
48.93	BM Skurrie	2003/4
49.03	JG Patel	2017/8
50.14	BM Skurrie	2005/6

**5 WICKETS IN INNINGS (SEASON)**

5wl	Name	Season
2	BM Skurrie	2005/6
2	IW Scott	2008/9
2	GM Vincent	2011/2
2	JG Patel	2107/8
1	DR Betterman	1996/7
1	RM Burgemeister	1996/7
1	WA Margitich	1997/8
1	S Dunn	2002/3
1	BJ Gauranich	2002/3
1	S Turner	2002/3
1	LR Thring	2002/3

**5 WICKETS IN MATCH (SEASON)** (cont)

5wM	Name	Season
1	RJH Westley	2003/4
1	BM Skurrie	2003/4
1	DR Gilbert	2003/4
1	DR Gilbert	2005/6
1	A Angural	2005/6
1	DCM Taylor	2009/10
1	RH Singh	2012/3
1	PJ Newbold	2013/4
1	AM Evans	2014/5
1	MC Subramaniam	2015/6
1	IW Scott	2016/7

**W/KEEPING**

Best available information – records particularly spasmodic

**MOST DISMISSALS**

Dis.	Name	Ctch	Stump	Byes
45	L Di Venuto	31	14	285
36	CP O'Donnell	31	5	99
20	AJ Wilton	17	3	41
16	SJ Faulkner	12	4	21
13	LR Thring	9	4	131
6	AC Blackwell	5	1	16
5	SL Slape	3	2	13
5	PJ Robertson	4	1	72
4	MS Janssen	3	1	8
4	SM Hosking	3	1	
3	MT Baker	3	0	17

# JUNIORS



## PROGRAMMED JUNIOR ASSOCIATION MATCHES

Includes teams known in the club as....

– Colts, Under 17 XI, Under 16 XI, Under 15 XI, Under 14 XI

In some cases there is more than one per category

COMMENCED: Season 1945/46  
ENDED: Season 2016/17  
RECOMMENCED: Season 2018/19

Refer to page 2 for Associations and Grades contested

BATSMAN	CLUB	MATCH RESULT	RUNS	SCORED	HOW OUT	BOWLERS	TOTALS
MORBY, R.W.	WOODVILLE	Payneham 26 & 10			ST. BUSBRIDGE, J.	INGUS, A.	0
BEAR, F.G.	PAYNEHAM				BOWLED	INGUS, A.	8
COOPER, D.S.					ST. NORMAN, E.	WRIGHT, H.	40
					BOWLED	HARRISON, A.	161
					BOWLED	WRIGHT, H.	9
							142





**TEAM**

**HIGHEST INNINGS TOTAL**

Score	Versus	Team	Date
383	Adelaide YMCA	Colts	Nov-49
2--367	Hectorville	Under 15	Dec-15
6--358	Modbury Gold	U15 Kght	Feb-06
3--344	Greenacres	Under 14	Dec-95
343	Walkerville	Under 16	Dec-78
4--342	Ingle Farm	Under 16	Dec-91
341	Hectorville/Payneham	Under 17	Oct-16
8--340	Fitzroy	Under 14	Feb-93
8--336	Modbury Brown	Under 17	Oct-06
4--335	Gepps Cross	Under 16	Feb-89
5--334	Fulham	Under 16	Feb-94

**LOWEST COMPLETED INNINGS TOTAL**

Score	Versus	Team	Date
12	East Parade	Colts	Nov-58
17	Pooraka	Under 14	Nov-92
17	East Parade	Colts	Jan-52
20	W R E I Green	Colts	Nov-60
20	Pooraka	Under 14	Nov-92
21	Clarence Park	Colts	Oct-60
21	Ingle Farm	Under 14	Oct-84
21	Walkerville	Under 15	Feb-03
21	Brighton	Under 17	Jan-04
23	Jury & Spiers	Colts	Oct-54
23	Hope Valley	U15 Red	Jan-14

**HIGHEST INNINGS TOTAL AGAINST**

Score	by	Team	Date
7--376	Modbury	Under 17	Nov-98
354	Uraidla	Colts	Dec-57
2--345	Brighton	Under 16	Dec-94
332	Brighton	Under 15	Nov-03
9--330	Modbury Gold	Under 17	Dec-02
323	Edwardstown	Under 16	Oct-92
320	Eastern Suburbs	U15 Red	Feb-14
5--317	Pooraka	Under 15	Nov-98
7--316	Payneham Blue	Under 15	Jan-05
9--313	Eastern Suburbs	U17 Kght	Oct-14

**LOWEST COMPLETED INNINGS TOTAL AGAINST**

Score	by	Team	Date
6	Greenacres	Under 14	Dec-95
9	Brighton	Under 16	Mar-90
16	Pooraka	Under 16	Nov-89
18	Paradise	Colts	Mar-53
18	Ashton	Colts	Feb-55
19	Ashton	Colts	Feb-55
19	East Torrens Blue	Under 16	Jan-86
20	Paracombe B	Colts	Nov-51
23	Adelaide YMCA	Colts	Nov-49
23	Marion	Under 15	Nov-73

**MOST APPEARANCES**

Mch	Name
65	A Kallos
63	BP Haynes
54	DS Hall
53	DJ Hammond
53	AJ Donald
52	MJ Barber
49	CJ Herbert
48	SA Allman
48	A Cesare
46	DS Cockburn
45	DW Curtis
45	AJ Wilton
45	SK Quarrell

<b>BATTING</b>
----------------

**LEADING RUNSCORERS**

Runs	Name	Mch	Inn	N O	H S	100s	50s	Ave
1470	DD Roocke	35	37	6	158	5	8	47.42
1446	BP Haynes	63	73	13	101*	1	5	24.10
1441	M Horsnell	33	33	8	137*	6	6	57.64
1369	SD Heeps	37	42	7	126*	2	6	39.11
1363	A Cesare	48	52	5	107*	1	7	29.00
1312	A Kallos	65	63	16	121	3	4	27.91
1304	DJ Rowe	37	39	3	188*	2	6	36.22
1284	MJ Barber	52	67	9	122	1	4	22.14
1265	LO Evans	43	39	7	108	3	8	39.53
1260	LA Foster	38	45	3	82		10	30.00

**HIGHEST SCORES**

HS	Name	Versus	Venue	Team	Date
188*	DJ Rowe	Gepps Cross	Thomas Turner Resv	Under 16	Feb-89
180	M Boffa	Walkerville	Marden H S	Under 16	Feb-80
175	K Stacey	Adelaide YMCA	Wellington Rd P S	Colts	Feb-50
175*	Al Mackie	Edwardstown & O C	Daws Rd H S	Under 16	Feb-95
167	M Boffa	Modbury	Modbury H S	Under 16	Feb-80
158	DD Roocke	Gepps Cross	Duncan Fraser Resv	U17 Kgths	Feb-15
149	J Frearson	Fitzroy	Ridley Grove P S	Under 14	Feb-93
148	DJ Fitzsimons	Para Hills	Silverstream Oval	Under 17	Jan-17
146	LM Scicluna	Eastern Suburbs	Payneham Oval	Under 17	Nov-10
138	DN Urbani	Para Hills	Silverstream Oval	Under 17	Feb-10

**BEST PARTNERSHIPS**

Wkt	Score	Batsmen	Opposition	Team	Date
1	165*	JT Lorenz AS Beddison	Gaza	U15 Blue	Feb-07
2	211	A Kallos B Goldsworthy	Woodville Rechabites	Under 14	Dec-90
3	286*	NM Delvins BP Haynes / NM Delvins M Stansborough / M Stansborough BW Clark	Fulham	Under 14	Dec-95
4	198	MV Sullivan NW Jolly / AN Burns	Modbury Brown	Under 17	Oct-06
5	187	P Allegretto CL Goodwin	Greenacres	U14 Gold	Jan-98
6	148	J Frearson GK Price	Fitzroy	Under 14	Feb-93
7	106	MS Janssen C Crinion	Grange	Under 14	Feb-84
8	81	J McGlynn G Codd	Hope Valley	Under 16	Nov-85
9	119	LO Evans SM Brister	Hectorville/Payneham	Under 17	Oct-16
10	64*	AC Read TM Duurland	Hope Valley	Under 17	Feb-06

**HIGHEST AVERAGE** (minimum 500 runs)

Ave	Name	Runs
57.64	M Horsnell	1441
53.58	BL Matheson	1018
50.23	CA Leddicoat	653
49.45	JM May	544
47.42	DD Roocke	1470
43.12	J Frearson	733
41.71	LM Scicluna	709
39.53	LO Evans	1265
39.11	SD Heeps	1369
36.22	DJ Rowe	1304

**HIGHEST SEASON AGGREGATE**

Runs	Name	Season
851	M Horsnell	1988/9
776	BL Matheson	1991/2
682	M Boffa	1979/80
627	DD Roocke	2012/3
591	CP Moulds	1982/3
582	DJ Rowe	1988/9
533	SC Koster	1986/7
529	DS Hall	1991/2
517	SD Heeps	1987/8
514	AI Mackie	1994/5

**MULTIPLE CENTURIES**

No	Name	Team
6	M Horsnell	U14-6
5	DD Roocke	U17-1, U15-4
4	BL Matheson	U16-4
3	A Kallos	U16-1, U14-2
3	TD Haynes	U17-1, U15-1, U14-1
3	C Van Vliet	U14-3
3	LM Scicluna	U17-2, U15-1
3	LO Evans	U17-1, U15-2
2	AP Bailey	Cts-2
2	NM Delvins	U14-2
2	SD Heeps	U16-2
2	DJ Rowe	U16-2
2	AF Wood	U16-2
2	M Boffa	U16-2
2	AP Onofrio	U17-1, U15-1
2	JM May	U15-2
2	DJ Fitzsimons	U17-1, U15-1

**HIGHEST SEASON AVERAGE** (minimum 5 innings)

Ave	Name	Season
121.57	M Horsnell	1988/9
86.22	BL Matheson	1991/2
78.38	DD Roocke	2012/3
73.00	GJ Smith	1957/8
65.67	CP Moulds	1982/3
64.67	JB Liebelt	1953/4
64.25	AI Mackie	1994/5
62.00	CA Leddicoat	2016/7
60.50	BC Sexton	2016/7
59.33	AJ Howie	1987/8

**ODD SPOT**

Opening Pair

Name	Versus	Team	Date
BJ Salter	Uraidla	Colts	Oct-58

**BOWLING**

Wkts	Name	Balls	Mdn	Runs	BBI	BBM	5wl	10wM	E/R	S/R	Ave
159	DJ Hammond	5176	242	1730	7--19	10--42	9	2	33.42	32.55	10.88
133	MJ Barber	4051	155	1780	7--13	10--62	7	1	43.94	30.46	13.38
126	SA Allman	4208	204	1557	6--24	10--40	8	1	37.00	33.40	12.36
126	DW Martin	3403	152	1204	6--5	9--13	10		35.38	27.01	9.56
110	MS Dalton	3227	159	1150	7--24	11--68	9	3	35.64	29.34	10.45
103	SJ Virgo	3613	180	1379	6--14	6--14	6		38.17	35.08	13.39
103	MD Bevan	3172	145	1153	7--20	7--20	4		36.35	30.80	11.19
92	LV Devine	2303	112	713	6--20	10--28	5	1	30.96	25.03	7.75
88	GG Wilson	2104	57	966	7--20	10--48	5	1	45.91	23.91	10.98
86	AP Turnbull	2976	129	1043	6--40	9--52	5		35.05	34.60	12.13

**BEST AVERAGE** (minimum 50 wkts)

Ave	Name	Wkts	Mtchs
5.88	NJ Sandlant	58	22
6.19	JB Liebelt	57	18
6.23	MP Nye	73	29
6.25	TC Wagner	53	24
6.34	DC Oung	58	16
6.88	VW Wilkinson	74	14
7.75	LV Devine	92	34
8.34	FG Gillman	53	25
8.52	D Marotti	64	31
9.37	CI Ansell	51	10
9.38	PD Sanzo	77	41

**BEST BOWLING in INNINGS**

BBI	Name	Versus	Team	Date
9--28	SH Dravitzki	Para Hills	U15 XI	Jan-05
9--78	M Barnett	Flinders Park	U14 XI	Oct-77
8--23	DE Hann	Ashton	Colts	Jan-59
8--38	S Konetschka	Ingle Farm	U14 XI	Oct-78
7--6	AD Crouch	Greenacres	U14 XI	Dec-95
7--12	C Crinion	Modbury	U14 XI	Jan-84
7--13	MJ Barber	Marion	U14 XI	Dec-93
7--13	D Kennedy	Basket Range	Colts	Feb-54
7--17	VW Wilkinson	Basket Range	Colts	Apr-55
7--19	DJ Hammond	Gepps Cross	U14 XI	Oct-85
7--19	AVY Morris	Clarence Park	Colts	Oct-60

**BEST ECONOMY RATE** (minimum 50 wkts)

Rate	Name	Wkts	Mtchs
25.40	DC Oung	58	16
27.88	NJ Sandlant	58	22
30.58	MP Nye	73	29
30.59	JB Liebelt	57	18
30.96	LV Devine	92	34
31.08	TC Wagner	53	24
33.42	DJ Hammond	159	53
33.48	FG Gillman	53	25
34.44	CI Ansell	51	10
35.05	AP Turnbull	86	37

**BEST BOWLING in MATCH**

BBM	Name	Versus	Team	Date
12--29	VW Wilkinson	Basket Range	Colts	Apr-55
12--62	CI Ansell	Marion	U16 XI	Oct-95
12--69	A Fraser	Flinders Park	U15 XI	Oct-75
11--33	S Goodwin	Ingle Farm	U14 XI	Jan-89
11--68	MS Dalton	Ingle Farm	U16 XI	Jan-82
11--77	B Morgan	Grange	U15 XI	Dec-73
10--8	AD Crouch	Greenacres	U14 XI	Dec-95
10--19	D Patterson	East Torrens	U14 XI	Nov-86
10--28	LV Devine	Greenacres	U14 Gld	Jan-98
10--30	I Abbasov	Ferryden Park	U16 XI	Dec-90

**BEST STRIKE RATE** (minimum 50 wkts)

Rate	Name	Wkts	Mtchs
13.30	VW Wilkinson	74	14
19.96	D Kennedy	76	23
20.09	TC Wagner	53	24
20.25	JB Liebelt	57	18
20.38	MP Nye	73	29
21.09	NJ Sandlant	58	22
22.22	D Marotti	64	31
22.42	PD Sanzo	77	41
22.79	AD Crouch	86	45
23.12	NW Jolly	68	35

**MULTIPLE HAT TRICKS**

Name	Team
2 TE Sanzo	U15, U15

**5 WICKETS IN INNINGS (CAREER)**

5wl	Name
10	DW Martin
9	DJ Hammond
9	MS Dalton
8	SA Allman
7	MJ Barber
6	SJ Virgo
6	VW Wilkinson
5	AP Turnbull
5	GG Wilson
5	CI Ansell
5	and others

**10 WICKETS IN MATCH (CAREER)**

10wM	Name
3	MS Dalton
2	DJ Hammond
1	MJ Barber
1	SA Allman
1	LV Devine
1	GG Wilson
1	AD Crouch
1	B Morgan
1	CI Ansell
1	AI Mackie
1	and others

**HIGHEST SEASON AGGREGATE**

Wkts	Name	Season
70	VW Wilkinson	1954/5
60	DJ Hammond	1985/6
55	MS Dalton	1981/2
53	GG Wilson	1977/8
51	CI Ansell	1995/6
48	M Boffa	1979/80
48	DW Martin	1985/6
47	DC Oung	1989/90
47	I Abbasov	1990/1
46	D Kennedy	1954/5

**BEST SEASON AVERAGE (min. 10 wkts)**

Ave	Name	Season
2.86	DE Hann	1958/9
3.00	A Darling	1949/50
3.13	CA Leddicoat	2016/7
3.65	JA Kennedy	2011/2
3.96	TJ Evans	2004/5
4.09	MP Nye	2009/10
4.40	J McCallum	1951/2
4.48	NW Jolly	2004/5
4.54	BJ Ianniello	2016/7
4.68	JB Liebelt	1953/4

**BEST SEASON STRIKE RATE (min. 10 wkts)**

Rate	Name	Season
9.82	M Roocke	1981/2
10.75	TT Gregerson	2004/5
11.68	SA Allman	1981/2
12.14	SJ Christie	2005/6
12.83	HG Jorgensen	2016/7
13.00	E Surman	1976/7
13.09	TE Sanzo	2005/6
13.24	JA Kennedy	2011/2
13.26	VW Wilkinson	1954/5
13.60	G Lobb	1948/9

**BEST SEASON ECONOMY RATE (min. 10 wkts)**

Rate	Name	Season
19.32	DE Hann	1958/9
20.22	JB Liebelt	1951/2
20.33	CA Leddicoat	2016/7
20.62	A Darling	1949/50
21.48	S Goodwin	1988/9
22.81	LV Devine	1997/8
23.42	FG Gillman	1952/3
24.54	TJ Evans	2004/5
24.88	DW Martin	1985/6
25.00	DC Oung	1988/9

**5 WICKETS IN INNINGS (SEASON)**

5wl	Name	Season
6	VW Wilkinson	1954/5
5	MS Dalton	1981/2
5	CI Ansell	1995/6
4	DJ Hammond	1985/6
4	DW Martin	1985/6
4	DC Oung	1989/90
4	DW Martin	1986/7
4	SA Allman	1981/2
3	GG Wilson	1977/8
3	M Boffa	1979/80
3	I Abbasov	1990/1
3	D Kennedy	1954/5
3	and others	

**10 WICKETS IN MATCH (SEASON)**

10wM	Name	Season
2	DJ Hammond	1985/6
2	MS Dalton	1981/2
1	VW Wilkinson	1954/5
1	GG Wilson	1977/8
1	CI Ansell	1995/6
1	I Abbasov	1990/1
1	AD Crouch	1995/6
1	MS Dalton	1982/3
1	MJ Barber	1995/6
1	LV Devine	1997/8
1	SA Allman	1982/3
1	A Kallos	1990/1
1	and others	

**W/KEEPING**

Best available information – records spasmodic

**MOST DISMISSALS**

Dis.	Name	Ctch	Stump	Byes
53	DS Cockburn	39	14	138
47	AJ Wilton	30	17	160
42	S Marotti	39	3	105
39	SK Quarrell	28	11	72
30	LO Evans	19	11	197
29	DJ Rowe	27	2	189
25	C Saji	14	11	67
23	D Flynn	21	2	130
23	AN Burns	18	5	48
21	AK Mann	18	3	83
21	DR Jennings	21		86

# COLTS

## Regular Competition



**TWO DAY COMPETITION**  
**50 (8 Ball) OVERS - MCC RULES**

Not a strict Under Age team but typically players under 17 with a few senior players in support.

Viewed by the club as a training team for juniors.

**PLAYED:** 2 Saturdays ... October - March  
**COMMENCED:** Season 1945/46  
**LAST PLAYED:** Season 1960/61

Refer to page 2 for Associations and Grades contested

CRICKET CLUB WOODVILLE PLAYED AT BRIGHTON UMPIRES E. J. GRIFFITHS & G. J. RUXTON

AGAINST WOODVILLE MATCH RESULT Princeton Woodville 26 Runs lost Incessant

BATSMAN	CLUB	RUNS SCORED	HOW OUT	BOWLERS	TOTALS
<u>DORBEY, R.W.</u>	<u>1142</u>		<u>CS. BUSBRIDGE, J.</u>	<u>INGUS, A.</u>	<u>0.</u>
<u>BLAIR, F.G.</u>			<u>BOWLED</u>	<u>INGUS, A.</u>	<u>8.</u>
<u>LOOKER, D.S.</u>			<u>CS. NORMAN, E.</u>	<u>WRIGHT, H.</u>	<u>40.</u>
<u>DUKE, K.J.</u>			<u>BOWLED</u>	<u>HARRISON, A.</u>	<u>161.</u>
			<u>BOWLED</u>	<u>WRIGHT, H.</u>	<u>91.</u>
			<u>CS. BUSBRIDGE, J.</u>	<u>BOX, P.</u>	<u>142.</u>
				<u>BOX, P.</u>	<u>0.</u>



<b>TEAM</b>
-------------

**GRADES CONTESTED**

Season	Grade		Asscn
1945/46	Colts	Hard wicket	A&SCA **
1946/47 - 1947/48	A2	Hard wicket	YMCA ++
1948/49 - 1949/50	B	Hard wicket	YMCA
1950/51	A3	Hard wicket	YMCA
1951/52	B	Hard wicket	ETCA
1952/53 - 1954/55	B	Hard wicket	ETCA
1955/56	A2	Hard wicket	ETCA ++
1956/57	B	Hard wicket	ETCA ++
1957/58	B	Hard wicket	ETCA
1958/59	A2	Hard wicket	ETCA
1959/60 - 1960/61	Junior	Hard wicket	ATCA

\*\* No records    ++ Limited records

**CAPTAINS**

1945/46	Unknown
1946/47	H Possingham
1947/48	PC Roberts
1948/49	R Hussey
1949/50	RJ Hann
1950/51	RJ Hann
1951/52	JR Londrigan
1952/53	JR Londrigan
1953/54	CJ Herbert
1954/55	VW Wilkinson
1955/56	IJ McLoughney
1956/57	W Draper
1957/58	J Hann / W Hann / KL Berndt
1958/59	LA Walkley
1959/60	CJ Herbert
1960/61	Unknown

<b>TEAM</b>
-------------

**HIGHEST INNINGS TOTAL**

Score	Versus	Date
383	Adelaide Y M C A	Nov-49
7--325	St Peters Y C W	Oct-49
7--277	Uraidla	Feb-55
6--271	Taxation	Mar-53
270	Hamra Bros	Feb-48
264	Clipsal	Mar-48
7--252	Basket Range	Mar-55
9--248	Jury & Spiers	Jan-55
229	Ashton	Oct-53
6--225	Basket Range	Feb-54

**LOWEST COMPLETED INNINGS TOTAL**

Score	Versus	Date
12	East Parade	Nov-58
17	East Parade	Jan-52
20	W R E I Green	Nov-60
21	Clarence Park	Oct-60
23	Jury & Spiers	Oct-54
+ 31	Glenelg YMCA	Feb-50
31	Magill United	Oct-53
31	Clarence Park	Oct-60
35	Clipsal	Nov-48
35	Don Bosco Boys Club	Oct-49

+ same game – see below

**HIGHEST INNINGS TOTAL AGAINST**

Score	by	Date
354	Uraidla	Dec-57
290	Don Bosco Boys Club	Mar-50
268	Basket Range	Mar-55
261	Magill United	Feb-58
7--240	Taxation	Mar-53
+ 218	Glenelg YMCA	Feb-50
218	Magill United	Jan-55
209	East Parade	Oct-52
204	Uraidla	Oct-57
200	Basket Range	Jan-53
194	Magill United	Nov-57

**LOWEST COMPLETED INNINGS TOTAL AGAINST**

Score	by	Date
18	Paradise	Mar-53
18	Ashton	Feb-55
19	Ashton	Feb-55
20	Paracombe B	Nov-51
# 23	Adelaide YMCA	Nov-49
# 24	Adelaide YMCA	Nov-49
24	Magill United	Oct-53
27	Paradise	Jan-53
28	Ashton	Nov-51
31	Paradise	Oct-52
31	K O C A	Jan-61

# same game

**GRAND FINALS**

Result	Versus	Season
won	Clipsal %	1947-48
won	++	1951-52
won	++	1954-55
won	Ashton	1956-57

**MOST APPEARANCES**

Mch	Name
49	CJ Herbert
34	AG Symes
30	JR Londrigan
25	G Fisher
25	WK Klæbe
25	FG Gillman
23	D Kennedy
21	BE Cook
20	RJ Hann
20	AF Smith

++ In the competition of these years there were no finals and the premiership was awarded to the winner of the 'minor round'.

% In this era a minor premier that lost the grand final had the right to challenge the winner in a further "Challenge Final". Payneham defeated Clipsal twice to gain the premiership.

<b>BATTING</b>
----------------

**LEADING RUNSCORERS**

Runs	Name	Mch	Inn	N O	H S	100s	50s	Ave
905	CJ Herbert	49	67	9	57*		2	15.60
675	JR Londrigan	30	37	3	67*		4	19.32
562	K Stacey	17	23	2	175	1	2	26.76
488	FG Gillman	25	23	1	128	1	3	22.18
469	JB Liebelt	18	30	6	95*		2	19.54
452	J Towill	10	18	2	101	1	2	28.25
425	G Fisher	25	29	5	54		1	17.71
416	RJ Hann	20	29	2	62		1	15.41
367	BE Cook	21	32	3	72			12.66
366	D Kennedy	23	28	6	71		3	16.64

**HIGHEST SCORES**

HS	Name	Versus	Venue	Date
175	K Stacey	Adelaide YMCA	Wellington Rd P S	Feb-50
130*	JA McCallum	Taxation	Wilson Oval	Mar-53
128	FG Gillman	Basket Range	Basket Range Oval	Mar-55
117*	DS Looker	St Peters YCW	S P C	Jan-50
109	AP Bailey	Magill United	Murray Park Oval	Mar-52
108*	AP Bailey	Paradise	Wellington Rd P S	Oct-52
101	J Towill	Basket Range	Wellington Rd P S	Feb-54
96	FG Gillman	Paradise	Wellington Rd P S	Mar-53
95*	JB Liebelt	Ashton	Ashton Oval	Oct-53
89	JA Madalina	Jury & Spiers	Park 15 - W	Jan-55

**BEST PARTNERSHIPS**

Wkt	Score	Batsmen	Opposition	Date
1	81	JA Madalina G Fisher	Ashton	Feb-55
2	105	G Fisher T Amos	Uraidla	Feb-55
3	102	Z Wrobel J Heaton	W R E I Green	Mar-61
4	141	FG Gillman D Kennedy	Basket Range	Mar-55
5	123	JB Liebelt J Towill	Ashton	Oct-53
6	61	CJ Herbert F Woods	Paradise	Mar-54
7	64	FG Gillman RL Bickle	Paradise	Mar-53
8	66	AP Bailey MJ Reed	Paradise	Oct-52
9	46	FG Gillman J Blumsden	Athelstone	Mar-54
10	21	FG Gillman AG Symes	East Parade	Dec-52

**MULTIPLE CENTURIES**

No	Name	Scores
2	AP Bailey	109, 108*

**HIGHEST SEASON AGGREGATE**

Runs	Name	Season
452	J Towill	1953/4
292	JR Londrigan	1952/3
295	AS Andrews	1947/8
292	GJ Smith	1957/8
284	CJ Herbert	1953/4
260	K Stacey	1949/50
238	D Kennedy	1954/5
235	K Stacey	1947/8
235	JR Londrigan	1951/2
233	BE Cook	1956/7

**CENTURIES**

Name	Score
K Stacey	175
JA McCallum	130*
FG Gillman	128
DS Looker	117*
J Towill	101

**HIGHEST AVERAGE** (minimum 200 runs)

Ave	Name	Runs
41.50	AP Bailey	332
41.38	GJ Smith	331
28.25	J Towill	452
27.40	JH McDonald	274
26.76	K Stacey	562
24.67	JA Madalina	222
24.50	WJ Rutter	245
22.18	FG Gillman	488
21.50	J Barlow	215
21.07	AS Andrews	295
19.54	JB Liebelt	469
19.32	JR Londrigan	657
18.52	G Fisher	426

**MOST 50s**

No	Name
4	GJ Smith
4	JR Londrigan
3	D Kennedy
3	FG Gillman
3	D Kennedy
2	CJ Herbert
2	J Towill
2	J Barlow
2	JB Liebelt
2	JH McDonald
2	K Stacey
2	JB Liebelt
1	G Fisher
1	DG Hooper
1	T Amos
1	DJ Hann
1	JA Madalina
1	J Heaton
1	and others

**HIGHEST SEASON AVERAGE** (minimum 5 innings)

Ave	Name	Season
73.00	GJ Smith	1957/8
64.67	JB Liebelt	1953/4
42.80	FG Gillman	1954/5
37.14	K Stacey	1949/50
32.17	PC Roberts	1947/8
30.00	J Barlow	1953/4
29.20	JR Londrigan	1952/3
28.25	J Towill	1953/4
28.00	AP Bailey	1951/2
27.63	JA Madalina	1954/5
25.50	RJ Hann	1949/50
25.00	JA McCallum	1951/2
23.44	G Fisher	1954/5
22.00	WJ Rutter	1955/6
21.50	K Haines	1952/3
21.43	RM Amos	1955/6
21.36	JR Londrigan	1951/2
21.07	AS Andrews	1947/8
20.33	IJ McLoughney	1955/6

**BOWLING**

Wkts	Name	Overs/8b	Mdn	Runs	BBI	BBM	5wl	10wM	E/R	S/R	Ave
76	D Kennedy	189.5	22	753	7--13	8--38	5		49.64	19.96	9.91
74	AG Symes	268.6	54	801	7--22	7--31	1		37.26	29.05	10.82
74	VW Wilkinson	123	19	509	7--17	12--29	6	1	51.73	13.30	6.88
57	JB Liebelt	144.2	32	353	5--6	8--10	3		30.59	20.25	6.19
53	FG Gillman	165	42	442	6--15	8--39	4		33.48	24.91	8.34
49	K Stacey	168.5	31	480	5--12	8--22	1		35.58	27.53	9.80
44	R Sickerdick	97.7	8	443	6--39	9--35	3		56.58	17.80	10.07
43	GJ Smith	113.3	18	413	6--13	6--24	2		45.53	21.09	9.60
43	JH McDonald	147	26	453	6--39	7--58	2		38.52	27.35	10.53
43	BL Smith	128.2	12	571	5--15	8--20	1		55.65	23.86	13.28

**BEST AVERAGE** (minimum 30 wkts)

Ave	Name	Wkts	Mtchs
6.19	JB Liebelt	57	18
6.88	VW Wilkinson	74	14
8.34	FG Gillman	53	25
9.60	GJ Smith	43	14
9.80	K Stacey	49	17
9.85	RJ Hann	34	20
9.91	D Kennedy	76	23
10.07	R Sickerdick	44	13
10.53	J Nutchey	32	9
10.53	JH McDonald	43	11

**BEST BOWLING in INNINGS**

BBI	Name	Versus	Date
8--23	DE Hann	Ashton	Jan-59
7--13	D Kennedy	Basket Range	Feb-54
7--17	VW Wilkinson	Basket Range	Apr-55
7--19	AVY Morris	Clarence Park	Oct-60
7--22	AG Symes	East Parade	Dec-52
6--13	MD Powel	Uraidla	Oct-57
6--13	GJ Smith	Uraidla	Oct-58
6--22	VW Wilkinson	Magill United	Oct-54
5--2	FG Gillman	Paradise	Jan-53
5--5	JA Madalina	Ashton	Feb-55

**BEST ECONOMY RATE** (minimum 30 wkts)

Rate	Name	Wkts	Mtchs
30.59	JB Liebelt	57	18
33.48	FG Gillman	53	25
35.58	K Stacey	49	17
37.26	AG Symes	74	34
38.52	JH McDonald	43	11
41.10	RL Bickle	30	19
45.53	GJ Smith	43	14
46.38	RG Arbon	32	12
49.56	J Nutchey	32	9
49.64	D Kennedy	76	23

**BEST BOWLING in MATCH**

BBM	Name	Versus	Date
12--29	VW Wilkinson	Basket Range	Apr-55
9--31	VW Wilkinson	Magill United	Oct-54
9--58	J Nutchey	Ashton	Jan-54
8--10	JB Liebelt	Magill United	Oct-53
8--23	DE Hann	Ashton	Jan-59
8--38	D Kennedy	Basket Range	Feb-54
8--39	FG Gillman	Magill United	Feb-53
8--57	J Nutchey	Basket Range	Nov-53
7--19	AVY Morris	Clarence Park	Oct-60
7--30	AVY Morris	Clarence Park	Dec-60

**BEST STRIKE RATE** (minimum 30 wkts)

Rate	Name	Wkts	Mtchs
13.30	VW Wilkinson	74	14
17.11	AG Symes	75	14
17.80	R Sickerdick	44	13
19.82	RJ Hann	34	20
19.96	D Kennedy	76	23
20.25	JB Liebelt	57	18
21.09	GJ Smith	43	14
21.25	J Nutchey	32	9
23.47	AVY Morris	36	15
23.86	BL Smith	43	17

**HAT TRICKS**

Name	Versus	Date
D Kennedy	Uraidla	Feb-55

**5 WICKETS IN INNINGS (CAREER)**

5wl	Name
6	VW Wilkinson
5	D Kennedy
4	FG Gillman
3	R Sickerdick
3	JB Liebelt
2	J Nutchey
2	DE Hann
2	GJ Smith
2	AF Smith
2	J Nutchey
2	JA Madalina
2	AF Smith
2	JH McDonald
2	DL Dunemann

**10 WICKETS IN MATCH (CAREER)**

10wM	Name
1	VW Wilkinson

**HIGHEST SEASON AGGREGATE**

Wkts	Name	Season
70	VW Wilkinson	1954/5
46	D Kennedy	1954/5
37	JB Liebelt	1951/2
33	FG Gillman	1952/3
32	J Nutchey	1953/4
32	K Stacey	1947/8
30	D Kennedy	1953/4
29	JH McDonald	1949/50
29	BL Smith	1949/50
29	AG Symes	1952/3

**BEST SEASON AVERAGE (min. 10 wkts)**

Ave	Name	Season
2.86	DE Hann	1958/9
3.00	A Darling	1949/50
4.68	JB Liebelt	1953/4
5.24	JA McCallum	1951/2
5.48	RJ Hann	1950/1
5.70	FG Gillman	1952/3
6.27	JB Liebelt	1951/2
6.63	AVY Morris	1960/1
6.83	DL Dunemann	1947/8
6.83	VW Wilkinson	1954/5

**BEST SEASON STRIKE RATE (min. 10 wkts)**

Rate	Name	Season
13.26	VW Wilkinson	1954/5
13.60	G Lobb	1948/9
13.70	R Sickerdick	1951/2
13.94	JA McCallum	1951/2
14.55	A Darling	1949/50
14.79	DE Hann	1958/9
15.12	G Fisher	1952/3
15.19	GJ Smith	1957/8
17.17	J Dobbins	1953/4
17.60	D Kennedy	1953/4

**BEST SEASON ECONOMY RATE (min. 10 wkts)**

Rate	Name	Season
19.32	DE Hann	1958/9
20.22	JB Liebelt	1951/2
20.62	A Darling	1949/50
23.42	FG Gillman	1952/3
26.02	JB Liebelt	1953/4
27.13	AG Symes	1950/1
29.34	RJ Hann	1950/1
29.97	H Heaven	1948/9
31.02	JB Liebelt	1951/2
31.37	K Stacey	1947/8

**5 WICKETS IN INNINGS (SEASON)**

5wl	Name	Season
6	VW Wilkinson	1954/5
3	FG Gillman	1952/3
3	D Kennedy	1954/5
2	J Nutchey	1953/4
2	D Kennedy	1953/4
1	DE Hann	1958/9
1	RJ Hann	1950/1
1	JB Liebelt	1953/4
1	AVY Morris	1960/1
1	and others	

**10 WICKETS IN MATCH (SEASON)**

10wM	Name	Season
1	VW Wilkinson	1954/5

**W/KEEPING**

No significant records kept

# Under 16 & Under 17 XI's Regular Competition



**ADELAIDE TURF CRICKET ASSOCIATION  
TWO DAY COMPETITION  
72 (6 ball) OVERS – MCC RULES**

**PLAYED:** 2 Saturdays ... October - March (til 95/96)  
2 Sundays ... October - March (from 96/97)

**COMMENCED:** Season 1977/78

**LAST PLAYED:** Season 2011/12

**RECOMMENCED:** Season 2013/14

**ENDED:** Season 2016/17

INVESTOR: *ST. GRIFFITHS & G. J. RUTTOCK*

DATE: *MARCH 10<sup>th</sup> 20<sup>th</sup> 1944*

BATSMAN	CLUB	MATCH RESULT	RUNS SCORED	OUT	BOWLERS	TOTALS
<i>MORSEY, R.W.</i>					<i>CS. BUSBRIDGE, J.</i>	<i>INGUS, A. 0</i>
<i>BEAR, F.G.</i>				<i>BOWLED</i>		<i>INGUS, A. 8</i>
<i>LOOKER, D.S.</i>					<i>CS. NORMAN, E.</i>	<i>WRIGHT, H. 40</i>
<i>DUKE, K.J.</i>				<i>BOWLED</i>		<i>HARRISON, A. 161</i>
				<i>BOWLED</i>		<i>WRIGHT, H. 9</i>
					<i>CS. BUSBRIDGE, J.</i>	<i>Box P. 142</i>
						<i>Box P. 0</i>



**TEAM**

**GRADES CONTESTED**

Season	Team	Grade	Hard wicket	Asscn
1977/78		U16 Gold	Hard wicket	ATCA
1978/79 - 1979/80		U16 Blue	Hard wicket	ATCA
1980/81 - 1989/90		U16 Gold	Hard wicket	ATCA
1990/91 - 1991/92		Under 16	Hard wicket	ATCA
1992/93 - 1993/94		U16 Gold	Hard wicket	ATCA
1994/95 - 1995/96		Under 16	Hard wicket	ATCA
1996/97 – 1997/98		Under 16		ATCA
1998/99 - 1999/00		Under 17		ATCA
2000/01 - 2002/03		U17 Gold		ATCA
2003/04		U17 South		ATCA
2005/06 - 2009/10		U17 North		ATCA
2010/11 – 2011/12		U17 North Green		ATCA
2013/14		U17 North		ATCA
2014/15	U17 Dukes U17 Knights	U17 North Green		ATCA
2015/16	U17 Dukes U17 Knights	U17 North Div.1		ATCA
2016/17		U17 North Div.1		ATCA

**CAPTAINS**

1977/78	B Morgan
1978/79	DR Barnett
1979/80	R Faulkner
1980/81	R Faulkner
1981/82	C Moulds
1982/83	C Moulds
1983/84	P Watts
1984/85	SA Allman
1985/86	DS Cockburn
1986/87	SC Koster
1987/88	SD Heeps
1988/89	DJ Rowe
1989/90	DC Oung
1990/91	I Abbasov
1991/92	DS Hall
1992/93	A Kallos
1993/94	ST Price
1994/95	DW Curtis
1995/96	DW Curtis
1996/97	SJ Virgo
1997/98	BP Haynes
1998/99	BP Haynes
1999/00	AR Gilbert
2000/01	C Dindler
2001/02	S Warwood

2002/03	JJ Denny
2003/04	EL Gibson
2005/06	NW Jolly
2006/07	NW Jolly
2007/08	AJ Aschmalz
2008/09	MP McInerney
2009/10	LO Timmins
2010/11	LA Foster
2011/12	PD Sanzo
2013/14	<i>Rotated</i>
2014/15-D	SM Freimayer J Suberamaniam
2014/15-K	DD Roocke
2015/16-D	LM Durdin JT Birse
2015/16-K	LO Evans SM Redin
2016/17	LO Evans

**TEAM**

**HIGHEST INNINGS TOTAL**

Score	versus	Team	Date
343	Walkerville	Under 16	Dec-78
4--342	Ingle Farm	Under 16	Dec-91
341	Hectorville/Payneham	Under 17	Nov-16
8--336	Modbury Brown	Under 17	Oct-06
4--335	Gepps Cross	Under 16	Feb-89
5--334	Fulham	Under 16	Feb-94
6--334	Modbury	Under 16	Feb-87
8--314	Marion	Under 16	Jan-92
312	East Torrens	Under 16	Feb-85
6--304	Hope Valley	Under 16	Jan-91
<b># in 20/20 matches</b>			
5--131	Gepps Cross	U17 Kght	Feb-15

**LOWEST COMPLETED INNINGS TOTAL**

Score	versus	Team	Date
21	Brighton	Under 17	Jan-04
25	Woodville South	Under 17	Oct-02
40	Walkerville	Under 16	Oct-77
40	Marion	Under 17	Mar-00
41	Brighton	Under 16	Nov-92
43	Modbury	Under 17	Feb-03
44	Modbury Gold	Under 17	Dec-02
44	Grange	Under 17	Oct-03
45	Hectorville (s.f.)	Under 17	Mar-12
48	Brighton	Under 17	Jan-04

**HIGHEST INNINGS TOTAL AGAINST**

Score	by	Team	Date
7--376	Modbury	Under 17	Nov-98
2--345	Brighton	Under 16	Dec-94
9--330	Modbury Gold	Under 17	Dec-02
323	Edwardstown	Under 16	Oct-92
9--313	Eastern Suburbs	U17 Kght	Oct-14
7--310	Woodville South	Under 17	Oct-02
4--309	Modbury	Under 16	Mar-95
8--309	Modbury	U17 Duke	Oct-14
309	Ingle Farm	Under 17	Feb-02
306	Pooraka	Under 16	Nov-95
<b># in 20/20 matches</b>			
8--125	Gepps Cross	U17 Kght	Feb-15

**LOWEST COMPLETED INNINGS TOTAL AGAINST**

Score	by	Team	Date
9	Brighton	Under 16	Mar-90
16	Pooraka	Under 16	Nov-89
19	East Torrens Blue	Under 16	Jan-86
24	Western Youth Centre	Under 16	Mar-98
25	Ingle Farm	Under 16	Dec-96
27	Ingle Farm	Under 16	Feb-90
28	Brighton	Under 16	Dec-89
28	Hope Valley	Under 16	Jan-91
28	Ingle Farm	Under 16	Dec-91
29	Hope Valley	Under 16	Jan-91

**GRAND FINALS**

Result	Team	Versus	Season
lost	U16	Hope Valley	1978-79
won	U16	Edwardstown	1980-81
lost	U16	Gaza	1981-82
won	U16	Gepps Cross	1982-83
won	U16	Gepps Cross	1983-84
lost	U16	IngleFarm	1984-85
won	U16	Ingle Farm	1986-87
lost	U16	Salisbury	1987-88
won	U16	Grange	1988-89
lost	U16	Fulham	1989-90
lost	U16	Edwardstown	1991-92
won	U16	Modbury	1996-97
++ lost	U17	Hope Valley	1998-99
** lost	U17	Pooraka	2009/10
won	U17	Modbury	2010/11
lost	U17	Modbury	2013/14
won	U17 Knights	Golden Grove	2015/16

**MOST APPEARANCES**

Mch	Name
34	AJ Donald
32	BW Clark
32	WD Gillard
32	BP Haynes
30	CP Moulds
28	JW Stagg
26	SA Allman
26	DK Parry
26	DA Williams
25	G Clark
25	MS Dalton
25	CS Forth
25	SD Heeps
25	SC Koster
25	DW Martin
25	CP Tragakis

++ 1998-99 abandoned (both days rain) - lost  
 \*\* 2009-10 drawn (2nd day rain) - lost  
 Results awarded on table positions

**BATTING**

**LEADING RUNSCORERS**

Runs	Name	Mch	Inn	N O	H S	100s	50s	Ave
1018	BL Matheson	22	22	3	129	4	4	53.58
940	SD Heeps	25	26	5	126*	2	4	44.76
919	CP Moulds	30	31	6	119*	1	7	36.76
918	BP Haynes	32	41	6	96		4	26.23
907	DJ Rowe	24	24	3	188*	2	3	43.19
794	M Boffa	21	24	2	180	2	3	36.09
710	AF Wood	25	25	5	125*	2	2	35.50
676	CP Tragakis	25	28	3	100	1	5	27.04
672	SC Koster	25	26	5	94*		6	32.00
670	LO Evans	23	22	2	106*	1	4	33.50

**HIGHEST SCORES**

HS	Name	Versus	Venue	Date
188*	DJ Rowe	Gepps Cross	Thomas Turner Resv	Feb-89
180	M Boffa	Walkerville	Marden H S	Feb-80
175*	AI Mackie	Edwardstown & O C	Daws Rd H S	Feb-95
167	M Boffa	Modbury	Modbury H S	Feb-80
158	DD Roocke	Athelstone	Payneham Oval	Oct-14
148	DJ Fitzsimons	Para Hills	Silverstream Oval	Jan-07
146	LM Scicluna	Eastern Suburbs	Payneham Oval	Nov-10
138	DN Urbani	Para Hills	Silverstream Oval	Feb-10
129	BL Matheson	Fulham	Kidman Park P S	Nov-91
126*	SD Heeps	Gaza	Greenacres Resv	Dec-87
<b># in 20/20 matches</b>				
56	DD Roocke	Gepps Cross	Duncan Fraser Rsv	Feb-15

**BEST PARTNERSHIPS**

Wkt	Score	Batsmen	Opposition	Date
1	143	AJ Benton NP Zachat	Brighton	Jan-99
2	211	MD Bevan DS Hall / MD Bevan S Thambidorai	Ingle Farm	Dec-91
3	150	BL Matheson DS Hall	Fitzroy	Dec-91
4	198	MV Sullivan NW Jolly / AN Burns	Modbury Brown	Oct-06
5	135*	DJ Rowe SD Heeps	Ingle Farm	Feb-88
6	121*	AF Wood SL McFeeters	Athelstone	Jan-87
7	105	BR Melville SJ Zillante / BR Melville CR Knight	Hope Valley	Jan-00
8	81	J McGlynn G Codd	Hope Valley	Nov-85
9	88	CP Moulds T O'Reilly	Woodville Rechabites	Mar-81
10	64*	AC Read TM Duurland	Hope Valley	Feb-06

**MULTIPLE CENTURIES**

No	Name	Scores
4	BL Matheson	129, 110*, 106, 105
2	DJ Rowe	188*, 106*
2	M Boffa	180, 167
2	LM Scicluna	146, 121
2	SD Heeps	126*, 103*
2	AF Wood	125*, 124*

**HIGHEST SEASON AGGREGATE**

Runs	Name	Season
776	BL Matheson	1991/2
682	M Boffa	1979/80
591	CP Moulds	1982/3
582	DJ Rowe	1988/9
533	SC Koster	1986/7
529	DS Hall	1991/2
517	SD Heeps	1987/8
514	AI Mackie	1994/5
476	M Horsnell	1989/90
467	J Frearson	1993/4

**CENTURIES**

Name	Score
AI Mackie	175*
DD Roocke	158
DJ Fitzsimons	148
DN Urbani	138
MJ Barber	122
DK Parry	121
CP Moulds	119*
DS Hall	119*
MD Bevan	118
A Kallos	114
DC Oung	111
LO Evans	106*
M Muller	106
MV Sullivan	106
NW Jolly	103
AJ Benton	102*
TD Haynes	102
ML Favell	101*
AP Onofrio	101*
CP Tragakis	100

**HIGHEST AVERAGE** (minimum 500 runs)

Ave	Name	Runs
59.89	AI Mackie	539
53.58	BL Matheson	1018
48.09	DS Hall	529
44.76	SD Heeps	940
43.19	DJ Rowe	907
36.76	CP Moulds	919
36.09	M Boffa	794
35.50	AF Wood	710
34.67	A Kallos	624
35.00	LO Evans	670
34.44	AP Onofrio	584
32.00	SC Koster	672

**MOST 50s**

No	Name
7	CP Moulds
6	SC Koster
6	LA Foster
5	CP Tragakis
5	G Clark
5	NJ Padley
4	BP Haynes
4	SD Heeps
4	BL Matheson
4	M Horsnell
4	and others

**HIGHEST SEASON AVERAGE** (minimum 5 innings)

Ave	Name	Season
121.57	M Horsnell	1988/9
86.22	BL Matheson	1991/2
73.00	GJ Smith	1957/8
65.67	CP Moulds	1982/3
64.67	JB Liebelt	1953/4
64.25	AI Mackie	1994/5
59.33	AJ Howie	1987/8
58.20	DJ Rowe	1988/9
57.44	SD Heeps	1987/8
54.00	JT Lorenz	2008/9
53.20	J Frearson	1992/3

**BATTED THROUGH INNINGS**

Name	Score	Verses	Date
JT Lorenz	69 of 6/131	Eastern S	Oct-08
AP Onofrio	101 of 6/190	Modbury	Feb-14

**BOWLING**

Wkts	Name	Balls	Mdn	Runs	BBI	BBM	5wl	10wM	E/R	S/R	Ave
97	MS Dalton	2735	137	969	7--24	11--68	8	3	35.43	28.20	9.99
85	G Clark	2378	118	852	7--21	9--74	5		35.83	27.98	10.02
78	DW Martin	2197	88	904	5--16	8--52	6		41.15	28.17	11.59
68	MJ Barber	2024	73	984	6--30	10--62	4	1	48.62	29.76	14.47
63	AP Turnbull	2120	98	691	6--40	8--67	3		32.59	33.65	10.97
58	DC Oung	1449	84	368	5--1	8--18	4		25.40	24.98	6.34
58	AF Wood	1395	35	747	6--47	6--47	5		53.55	24.05	12.88
58	NJ Sandlant	1223	67	341	5--7	7--29	3		27.88	21.09	5.88
57	AJ Donald	1592	69	637	5--27	5--28	1		40.01	27.93	11.18
53	GG Wilson	1401	42	559	7--20	10--48	3	1	39.90	26.43	10.55

**BEST AVERAGE** (minimum 50 wkts)

Ave	Name	Wkts	Mtchs
5.88	NJ Sandlant	58	22
6.34	DC Oung	58	16
7.22	MP Nye	50	20
9.37	CI Ansell	51	10
9.99	MS Dalton	97	25
10.02	G Clark	85	25
10.55	GG Wilson	53	11
10.97	AP Turnbull	63	22
11.18	AJ Donald	57	34
11.59	DW Martin	78	25

**BEST BOWLING in INNINGS**

BBI	Name	Versus	Date
7--20	GG Wilson	Sturt	Feb-78
7--20	LS Roberts	Gepps Cross	Dec-13
7--21	G Clark	Pooraka	Mar-85
7--22	XR Ryan	Walkerville	Mar-97
7--24	MS Dalton	Tea Tree Gully	Jan-82
7--34	GG Wilson	Walkerville	Oct-77
7--40	CI Ansell	Marion	Oct-95
7--53	S Harper	Ingle Farm	Mar-84
6--9	BP Haynes	Walkerville	Mar-97
6--9	AW Sandlant	East Torrens	Nov-98

**BEST ECONOMY RATE** (minimum 50 wkts)

Rate	Name	Wkts	Mtchs
25.40	DC Oung	58	16
27.88	NJ Sandlant	58	22
31.27	MP Nye	50	20
32.59	AP Turnbull	63	22
34.44	CI Ansell	51	10
35.12	MD Bevan	52	21
35.43	MS Dalton	97	25
35.83	G Clark	85	25
38.26	NJ Padley	52	24
39.90	GG Wilson	53	11

**BEST BOWLING in MATCH**

BBM	Name	Versus	Date
12--62	CI Ansell	Marion	Oct-95
11--68	MS Dalton	Ingle Farm	Jan-82
10--30	I Abbasov	Ferryden Park	Dec-90
10--40	C Barker	Gaza	Oct-83
10--46	MS Dalton	Tea Tree Gully	Jan-82
10--48	GG Wilson	Sturt	Feb-78
10--50	MS Dalton	East Torrens	Dec-82
10--58	AI Mackie	Gepps Cross	Nov-94
10--62	MJ Barber	Richmond CP	Feb-96
9--14	AW Sandlant	East Torrens	Nov-98

**BEST STRIKE RATE** (minimum 50 wkts)

Rate	Name	Wkts	Mtchs
21.09	NJ Sandlant	58	22
22.74	MP Nye	50	20
24.05	AF Wood	58	25
24.98	DC Oung	58	16
26.43	GG Wilson	53	11
27.22	CI Ansell	51	10
27.93	AJ Donald	57	34
27.98	G Clark	85	25
28.17	DW Martin	78	25
28.20	MS Dalton	97	25

**HAT TRICKS**

Name	Team	Date
I Abbasov	Under 16	Jan-91
M Allman	Under 16	Feb-80
VR Bhasker	Under 16	Oct-92
A Kaselouris	Under 17	Dec-01
CP Moulds	Under 16	Nov-82
DC Oung	Under 16	Mar-90
XR Ryan	Under 16	Mar-97
GG Wilson	Under 16	Feb-78
TE Evans	Under 17	Dec-06
AP Jorgensen	U17 Dukes	Oct-14
WR Bakefield	U17 Dukes	Jan-16

**5 WICKETS IN INNINGS (CAREER)**

5wl	Name
8	MS Dalton
6	DW Martin
5	G Clark
5	AF Wood
5	CI Ansell
4	MJ Barber
4	DC Oung
3	AP Turnbull
3	SJ Virgo
3	GG Wilson
3	and others

**10 WICKETS IN MATCH (CAREER)**

10wM	Name
3	MS Dalton
1	MJ Barber
1	GG Wilson
1	CI Ansell
1	I Abbasov
1	C Barker
1	AI Mackie

**HIGHEST SEASON AGGREGATE**

Wkts	Name	Season
60	DJ Hammond	1985/6
55	MS Dalton	1981/2
53	GG Wilson	1977/8
51	CI Ansell	1995/6
48	M Boffa	1979/80
48	DW Martin	1985/6
47	DC Oung	1989/90
47	I Abbasov	1990/1
46	D Kennedy	1954/5
46	G Clark	1985/86

**BEST SEASON AVERAGE (min. 10 wkts)**

Ave	Name	Season
2.86	DE Hann	1958/9
3.96	TJ Evans	2004/5
4.40	J McCallum	1951/2
4.48	NW Jolly	2004/5
4.68	JB Liebelt	1953/4
4.83	NJ Sandlant	1997/8
4.83	TT Gregerson	2004/5
5.52	RJ Hann	1950/1
5.60	DC Oung	1989/90
5.70	FG Gillman	1952/3

**BEST SEASON STRIKE RATE (min. 10 wkts)**

Rate	Name	Season
9.82	M Roocke	1981/2
10.75	TT Gregerson	2004/5
11.68	SA Allman	1981/2
12.14	SJ Christie	2005/6
13.00	E Surman	1976/7
13.26	VW Wilkinson	1954/5
13.71	R Worrall	1981/2
14.79	DE Hann	1958/9
15.12	G Fisher	1952/3
15.19	GJ Smith	1957/8

**BEST SEASON ECONOMY RATE (min. 10 wkts)**

Rate	Name	Season
19.32	DE Hann	1958/9
21.48	S Goodwin	1988/9
22.81	L Devine	1997/8
23.42	FG Gillman	1952/3
24.54	TJ Evans	2004/5
24.88	DW Martin	1985/6
25.00	DC Oung	1988/9
25.56	DC Oung	1989/90
25.88	NJ Sandlant	1997/8
26.02	JB Liebelt	1953/4

**5 WICKETS IN INNINGS (SEASON)**

5wl	Name	Season
6	VW Wilkinson	1954/5
5	MS Dalton	1981/2
5	CI Ansell	1995/6
4	DJ Hammond	1985/6
4	DW Martin	1985/6
4	DC Oung	1989/90
4	DW Martin	1986/7
4	SA Allman	1981/2
3	GG Wilson	1977/8
3	M Boffa	1979/80
3	I Abbasov	1990/1
3	D Kennedy	1954/5
3	and others	

**10 WICKETS IN MATCH (SEASON)**

10wM	Name	Season
2	DJ Hammond	1985/6
2	MS Dalton	1981/2
1	VW Wilkinson	1954/5
1	GG Wilson	1977/8
1	CI Ansell	1995/6
1	I Abbasov	1990/1
1	AD Crouch	1995/6
1	MS Dalton	1982/3
1	MJ Barber	1995/6
1	L Devine	1997/8
1	SA Allman	1982/3
1	A Kallos	1990/1
1	and others	

**W/KEEPING**

Best available information – records spasmodic

**MOST DISMISSALS**

Dis.	Name	Ctch	Stump	Byes
46	DS Cockburn	32	14	97
39	SK Quarrell	28	11	72
32	AJ Wilton	18	14	63
26	S Marotti	23	3	54
23	LO Evans	14	9	96
17	DR Jennings	17		39
17	D Flynn	15	2	102
17	AP Reeh	17		64
16	AL Stagg	12	4	124
16	DJ O'Reilly	16		58

# Under 15 & Under 14 XI's (72 over) Regular Competition



**TWO DAY COMPETITION**  
**72 (6 ball) OVERS – MCC RULES**

**PLAYED:** 2 Saturdays ... October - March (til 95/96)  
2 Sundays... October-March (from 96/97)

**COMMENCED:** Season 1968/69

**ENDED:** Season 2016/17

**RECOMMENCED:** Season 2018/19

Refer to page 2 for Associations and Divisions contested

In 2012/13 some 20/20 games included in Regular Competition

BATSMAN		CLUB	MATCH RESULT	RUNS SCORED	BOWLER		TOTALS
WOOD					CS. BUSBRIDGE, J.	INGUS. A.	0.
PAYNEHAM						INGUS. A.	8.
MORBAY, R.W.					CS. NORMAN, G.	HARRISON, A.	161.
BEAG, F.G.					BOWLED	WRIGHT, H.	91.
LOOKER, D.S.					BOWLED	Box P.	142.
DUKE, K.J.					CS. BUSBRIDGE, J.	Box P.	0.



**TEAM**

**GRADES CONTESTED**

Season	Team	Grade	Asscn
1968/69		U15	Hard wicket ETCA
1970/71		U15	Hard wicket PDCA
1973/74		U15	Hard wicket ATCA
1974/75		Grade 13	Hard wicket ATCA
1975/76		13 Blue	Hard wicket ATCA
1976/77		U15	Hard wicket ATCA
1977/78		U14	Hard wicket ATCA
1978/79		U14 Blue	Hard wicket ATCA
1979/80 – 1989/90		U14 Gold	Hard wicket ATCA
1990/91 – 1991/92		U14	Hard wicket ATCA
1992/93 – 1993/94		U14 Gold	Hard wicket ATCA
1994/95 – 1995/96		U14	Hard wicket ATCA
1996/97		U14 Blue	Hard wicket ATCA
1997/98	U14 Blue	U14	Hard wicket ATCA
1997/98	U14 Gold	U14	Hard wicket ATCA

Season	Team	Grade	Asscn
1998/99 – 1999/00		U15	ATCA
2000/01 – 2002/03		U15 Nth	ATCA
2003/04		U15 Sth	ATCA
2004/05	U15 Blue	U15 Nth	ATCA
2004/05	U15 Red	U15 Nth	ATCA
2005/06	U15 Dukes	U15 N Gold	ATCA
2005/06	U15 Blue	U15 N Gold	ATCA
2005/06	U15 Red	U15 N Green	ATCA
2005/06	U15 Knights	U15 N Green	ATCA
2006/07	U15 Blue	U15 N Gold	ATCA
2006/07	U15 Red	U15 N Green	ATCA
2007/08		U15 N Green	ATCA
2008/09		U15 N Gold	ATCA
2009/10	U15 Blue	U15 N Gold	ATCA
2009/10	U15 Red	U15 N Green	ATCA
2010/11		U15 N Green	ATCA
2011/12	U15 Blue	U15 N Green	ATCA
2011/12	U15 Red	U15 N Gold	ATCA
2012/13	U15 Dukes	U15 N Green	ATCA
2012/13	U15 Blue	U15 N Gold	ATCA
2012/13	U15 Knights	U15 N Green	ATCA
2012/13	U15 Red	U15 N Gold	ATCA
2013/14	U15 Dukes	U15 N Green	ATCA
2013/14	U15 Blue	U15 N Gold	ATCA
2013/14	U15 Red	U15 N Gold	ATCA
2014/15	U15 Dukes	U15 N Green	ATC
2014/15	U15 Knights	U15 N Gold	ATCA
2015/16 – 2016/17	Under 15	U15 N Div.2	ATCA
2018/19>	Under 15	U15 N Div.2	ATCA

For Captains see page 8

**HIGHEST INNINGS TOTAL**

Score	versus	Team	Date
2--367	Hectorville	Under 15	Dec-15
6--358	Modbury Gold	U15 Kght	Feb-06
3--344	Greenacres	Under 14	Dec-95
8--340	Fitzroy	Under 14	Feb-93
330	Hectorville	U15 Blue	Feb-05
327	Flinders Park	Under 15	Feb-76
2--326	Fulham	Under 14	Dec-95
7--316	Payneham Red	U15 Blue	Jan-05
7--298	Grange	Under 14	Feb-89
8--293	Tea Tree Gully	Under 14	Feb-85
<b># in 20/20 matches</b>			
8--134	Payneham Blue	U15 Red	Jan-13

**LOWEST COMPLETED INNINGS TOTAL**

Score	versus	Team	Date
17	Pooraka	Under 14	Nov-92
20	Pooraka	Under 14	Nov-92
21	Ingle Farm	Under 14	Oct-84
21	Walkerville	Under 15	Feb-03
25	Modbury Gold	Under 15	Nov-00
28	Eastern Suburbs	U15 Kght	Nov-14
30	Kilburn	U14 Blue	Feb-98
35	Torrens Valley	Under 15	Feb-01
36	Modbury	U15 Blue	Dec-09
36	Hectorville	U15 Blue	Feb-10
36	Payneham Gold	U14 Blue	Feb-98
38	Ingle Farm	Under 15	Oct-99

**HIGHEST INNINGS TOTAL AGAINST**

Score	by	Team	Date
332	Brighton	Under 15	Nov-03
320	Eastern Suburbs	U15 Red	Feb-14
5--317	Pooraka	Under 15	Nov-98
7--316	Payneham Blue	Under 15	Jan-05
1--312	Modbury Brown	Under 15	Jan-99
5--305	Tea Tree Gully	Under 14	Mar-88
4--294	Tea Tree Gully	Under 14	Oct-87
9--294	Edwardstown	Under 14	Dec-79
9--289	Edwardstown	Under 14	Dec-80
9--286	Grange	Under 14	Mar-94
<b># in 20/20 matches</b>			
2--154	Eastern Suburbs	U15 Kght	Jan-13

**LOWEST COMPLETED INNINGS TOTAL AGAINST**

Score	by	Team	Date
6	Greenacres	Under 14	Dec-95
23	Marion	Under 15	Nov-73
23	Hope Valley	U15 Red	Jan-14
27	Athelstone	Under 14	Jan-83
28	Woodville North	Under 15	Dec-75
28	Modbury Gold	U15 Blue	Oct-04
29	Ingle Farm	Under 14	Dec-81
31	Royal Park	Under 15	Nov-73
31	Pooraka	Under 15	Nov-12
32	Hectorville	U15 Blue	Feb-05
32	Walkerville	Under 15	Mar-09

**GRAND FINALS**

Result	Team	Versus	Season
won	Under 15	Sturt	1975-76
lost	Under 14	Edwardstown	1978-79
won	Under 14	Tea Tree Gully	1985-86
lost	Under 14	Salisbury	1986-87
lost	Under 14	Pooraka	1988-89
lost	Under 15	Modbury	1996-97
won	U15 Blue	Ingle Farm	2004-05
won	U15 Blue	Ingle Farm	2006-07
++ won	Under 15	Eastern Suburbs	2007-08
lost	Under 15	Ingle Farm	2008-09
** won	U15 Red	Modbury 2	2009-10
** won	U15 Blue	Hope Valley	2011-12
won	U15 Duke	Para Hills	2012-13
lost	U15 Red	Eastern Suburbs	2013-14
won	Under 15	Modbury	2015-16

**MOST APPEARANCES**

Mch	Name
42	DS Hall
42	A Kallos
36	MI Dew
34	L Devine
34	B Morgan
33	DJ Hammond
33	G Jones
32	MJ Barber
31	NM Delvins
31	BP Haynes
30	GK Price
29	TJ Hynd
29	GJ Von Einem
27	A Cesare
27	TD Haynes

- ++ 2007/08 drawn - both days of this grand final were abandoned because of excessive heat - won
- \*\* 2009/10 & 2011/12 drawn (2nd day rain) - won  
Results awarded on table positions

**BATTING**

**LEADING RUNSCORERS**

Runs	Name	Mch	Inn	N O	H S	100s	50s	Ave
965	M Horsnell	21	21	7	137*	6	2	68.93
893	DD Roocke	18	19	5	104*	4	4	63.79
885	TJ Hynd	29	37	6	100	1	4	28.55
810	A Cesare	27	29	3	107*	1	6	31.15
704	MJ Barber	32	37	6	87		3	22.71
696	JT Haynes	30	45	4	103*	1	1	16.98
688	A Kallos	42	43	14	121	2	2	23.72
673	G Jones	33	39	2	86		3	18.19
669	DS Hall	42	44	6	82		5	17.61
663	LM Durdin	22	21	3	84		6	36.83

**HIGHEST SCORES**

HS	Name	Versus	Venue	Date
149	J Frearson	Fitzroy	Ridley Grove P S	Feb-93
137*	M Horsnell	Walkerville	Marden H S	Jan-89
135	SJ Virgo	Grange	East Marden P S	Nov-94
121*	NM Delvins	Fulham	Kidman Park P S	Dec-95
121	A Kallos	Woodville Rechabites	Marden H S	Dec-90
120*	M Horsnell	Walkerville	Nailsworth H S	Nov-88
120	M Horsnell	Grange	Marden H S	Feb-89
114*	JM May	Hectorville	Daly Oval	Dec-15
113	D Blunden	Flinders Park	Kidman Park P S	Feb-76
111*	AJ Howie	Ingle Farm	Marden H S	Jan-88
<b># in 20/20 matches</b>				
81	DD Roocke	Payneham Blue	Devitt Oval	Jan-13

**BEST PARTNERSHIPS**

Wkt	Score	Batsmen	Opposition	Date
1	165*	JT Lorenz AS Beddison	Gaza	Feb-07
2	211	A Kallos B Goldsworthy	Woodville Rechabites	Dec-90
3	286*	NM Delvins BP Haynes /	Fulham	Dec-95
		M Stansborough /		
		M Stansborough BW Clark		
4	157*	NM Delvins M Stansborough /	Greenacres	Dec-95
		M Stansborough JW Stagg /		
		JW Stagg TA Pincin		
Eq	157*	BJ Ianniello TW Colley	Ingle Farm	Jan-17
		CA Leddicoat TW Colley		
5	187	P Allegretto CL Goodwin	Greenacres	Jan-98
6	148	J Frearson GK Price	Fitzroy	Feb-93
7	106	MS Janssen C Crinion	Grange	Feb-84
8	76	LO Evans RJ Husler	Walkerville	Jan-15
9	65	HE Edmonds DJ Fitzsimons	Modbury	Jan-14
10	59	ME Forrester WR Stremple	Tea Tree Gully	Feb-79

**MULTIPLE CENTURIES**

No	Name	Scores
6	M Horsnell	137*, 120*, 120, 106, 101, 100*
4	DD Roocke	104r, 104r, 102, 101r.
2	C Van Vliet	102*, 100*
2	A Kallos	121, 100*
2	NM Delvins	121*, 100*
2	TD Haynes	103*, 100*
2	CA Leddicoat	108*, 103*
2	LO Evans	108, 104r.
2	JM May	114r., 104

**HIGHEST SEASON AGGREGATE**

Runs	Name	Season
851	M Horsnell	1988/9
627	DD Roocke	2012/3
509	A Cesare	1986/7
489	MJ Barber	1993/4
484	TJ Hynd	1976/7
440	B Goldsworthy	1990/1
440	NM Delvins	1995/6
435	DJ Fitzsimons	2013/4
429	SD Heeps	1985/6
424	GM Vincent	1985/6

**CENTURIES**

Name	Score
J Frearson	149
SJ Virgo	135
D Blunden	113
AJ Howie	111*
A Cesare	107*
JT Haynes	103*
DJ Fitzsimons	103r
TJ Evans	101r
AE Moncrieff	101r
BP Haynes	101*
JJ Turner	101*
A Flynn	101r
JX Ianniello	101r.
AP Onofrio	101
LM Scicluna	100r
SW Lucas	101
MP Nye	100r
ST Price	100*
PJ Raymond	100*
TJ Hynd	100
MJ Falzon	100

**HIGHEST AVERAGE** (minimum 500 runs)

Ave	Name	Runs
68.93	M Horsnell	965
63.79	DD Roocke	893
54.20	JM May	542
50.23	CA Leddicoat	653
49.58	LO Evans	595
43.08	AJ Howie	517
36.83	LM Durdin	663
36.38	DJ Fitzsimons	582
33.56	NW Jolly	537
31.47	TJ Evans	598
31.15	A Cesare	810
30.06	AP Onofrio	571
29.19	LA Foster	613
28.55	TJ Hynd	885
28.36	JT Lorenz	624

**BATTED THROUGH INNINGS**

Name	Score	Verses	Date
SP Selveranderan	33 of 95	Gaza	Jan-06
JT Lorenz	68* of 7/186	Walkerville	Oct-06
JT Lorenz	80* of 0/165	Gaza	Feb-07
AS Beddison	65* of 0/165	Gaza	Feb-07
AP Onofrio	29* of 8/68	Ingle Farm	Oct-10
AP Onofrio	76* of 6/219	Golden Gve	Jan-11
BM Doley	60* of 6/192	Ingle Farm	Feb-19

**HIGHEST SEASON AVERAGE** (minimum 5 innings)

Ave	Name	Season
121.57	M Horsnell	1988/9
78.38	DD Roocke	2012/3
62.00	CA Leddicoat	2016/7
60.50	BC Sexton	2016/7
59.33	AJ Howie	1987/8
58.40	JJ Turner	2011/2
58.17	LO Evans	2014/5
57.63	JM May	2015/6
57.17	LM Scicluna	2008/9
53.20	J Frearson	1992/3
53.13	DJ Fitzsimons	2013/4
51.57	D Blunden	1975/6
49.88	LM Durdin	2012/3
48.89	B Goldsworthy	1990/1
48.17	NA Booth	2009/10
47.25	CA Leddicoat	2015/6
46.83	JX Ianniello	2018/9

**BOWLING**

**LEADING WICKET TAKERS**

Wkts	Name	Balls	Mdn	Runs	BBI	BBM	5wl	10wM	E/R	S/R	Ave
116	DJ Hammond	3499	154	1180	7--19	10--42	8	2	33.72	30.16	10.17
92	LV Devine	2303	112	713	6--20	10--28	5	1	30.96	25.03	7.75
77	SA Allman	2520	140	824	6--24	10--40	7	1	32.70	32.73	10.70
65	MJ Barber	2027	82	796	7--13	8--37	3		39.27	31.18	12.25
64	AD Crouch	1449	44	611	7--6	10--8	1	1	42.17	22.64	9.55
61	DS Hall	1654	39	794	6--60	6--75	3		48.00	27.11	13.02
53	TC Wagner	1065	58	331	5--1	6--13	4		31.08	20.09	6.25
52	SJ Virgo	1883	108	641	6--14	6--14	3		34.04	36.21	12.33
51	MD Bevan	1455	54	550	7--20	7--20	3		37.80	28.53	10.78
49	G Jones	1987	41	825	5--20	5--20	2		41.52	40.55	16.84

**BEST AVERAGE** (minimum 40 wkts)

Ave	Name	Wkts	Mtchs
5.76	BJ Ianniello	42	17
6.25	DW Martin	48	13
6.25	TC Wagner	53	24
9.17	LV Devine	92	34
8.69	KA Durdin	42	20
9.55	AD Crouch	64	23
9.89	MR Roocke	47	15
10.17	DJ Hammond	116	33
10.70	SA Allman	77	22
10.78	MD Bevan	51	16

**BEST BOWLING in INNINGS**

BBI	Name	Versus	Date
9--28	SH Dravitzki	Para Hills	Jan-05
9--78	M Barnett	Flinders Park	Oct-77
8--38	S Konetschka	Ingle Farm	Oct-78
7--6	AD Crouch	Greenacres	Dec-95
7--12	C Crinion	Modbury	Jan-84
7--13	MJ Barber	Marion	Dec-93
7--19	DJ Hammond	Gepps Cross	Oct-85
7--20	MD Bevan	Grange	Jan-90
7--22	F Bria	Hope Valley	Nov-78
7--27	KG Forrester	Fulham	Feb-80

**BEST ECONOMY RATE** (minimum 40 wkts)

Rate	Name	Wkts	Mtchs
24.88	DW Martin	48	13
30.96	LV Devine	92	34
31.08	TC Wagner	53	24
32.70	SA Allman	77	22
33.72	DJ Hammond	116	33
34.04	SJ Virgo	52	21
34.56	W Waterhouse	44	20
35.82	MR Roocke	47	15
37.80	MD Bevan	51	16
36.61	BJ Ianniello	42	17

**BEST BOWLING in MATCH**

BBM	Name	Versus	Date
12--69	A Fraser	Flinders Park	Oct-75
11--33	S Goodwin	Ingle Farm	Jan-89
11--77	B Morgan	Grange	Dec-73
10--8	AD Crouch	Greenacres	Dec-95
10--19	D Patterson	East Torrens	Nov-86
10--28	LV Devine	Greenacres	Jan-98
10--40	SA Allman	Tea Tree Gully	Nov-82
10--42	DJ Hammond	Gepps Cross	Oct-85
10--63	DJ Hammond	Pooraka	Dec-85
10--104	A Kallos	Edwardstown	Oct-90

**BEST STRIKE RATE** (minimum 40 wkts)

Rate	Name	Wkts	Mtchs
15.74	BJ Ianniello	42	17
20.09	TC Wagner	53	24
21.24	KA Durdin	42	20
22.64	AD Crouch	64	23
25.03	LV Devine	92	34
25.13	DW Martin	48	13
27.11	DS Hall	61	42
27.62	MR Roocke	47	15
28.53	MD Bevan	51	16
30.16	DJ Hammond	116	33

**HAT TRICKS**

Name	Team	Date
AP Gillard	Under 14	Oct-78
TE Sanzo	Under 15 Bl.	Dec-05
* TE Sanzo	Under 15 Bl.	Dec-06
DJ Fitzsimons	Under 15 Dk	Jan-15
HT Corrie	Under 15 Dk	Feb-15
BJ Ianniello	Under 15	Feb-16

\* 4 in 4 balls & 5 in 6 balls

**5 WICKETS IN INNINGS (CAREER)**

5wl	Name
8	DJ Hammond
7	SA Allman
5	LV Devine
4	DW Martin
4	TC Wagner
3	MJ Barber
3	SJ Virgo
3	DS Hall
3	MD Bevan
3	B Morgan
3	B Goldsworthy
3	A Kallos
3	NW Jolly
3	and others

**10 WICKETS IN MATCH (CAREER)**

10wM	Name
2	DJ Hammond
1	LV Devine
1	SA Allman
1	B Morgan
1	A Kallos
1	AD Crouch
1	S Goodwin
1	A Fraser
1	D Patterson

**HIGHEST SEASON AGGREGATE**

Wkts	Name	Season
60	DJ Hammond	1985/6
48	DW Martin	1985/6
46	AD Crouch	1995/6
45	DJ Hammond	1986/7
45	MJ Barber	1993/4
41	SA Allman	1981/2
40	W Waterhouse	1975/6
39	NM Delvins	1995/6
39	LV Devine	1997/8
38	MD Bevan	1989/90

**BEST SEASON AVERAGE (min. 10 wkts)**

Ave	Name	Season
3.13	CA Leddocoat	2016/7
3.65	JA Kennedy	2011/2
3.75	HG Jorgensen	2016/7
3.96	TJ Evans	2004/5
4.09	MP Nye	2009/10
4.69	HT Corrie	2013/4
4.48	NW Jolly	2004/5
4.54	BJ Ianniello	2016/7
4.83	TT Gregerson	2004/5
4.91	TE Sanzo	2005/6

**BEST SEASON STRIKE RATE (min. 10 wkts)**

Rate	Name	Season
9.82	MR Roocke	1981/2
10.75	TT Gregerson	2004/5
12.83	HG Jorgensen	2016/7
13.00	E Surman	1976/7
13.09	TE Sanzo	2005/6
13.24	JA Kennedy	2011/2
13.90	JR Heslop	2005/6
14.97	BJ Ianniello	2015/6
15.26	MP Nye	2009/10
15.27	AD Warnakulasuriya	2016/7

**BEST SEASON ECONOMY RATE (min. 10 wkts)**

Rate	Name	Season
20.33	CA Leddocoat	2016/7
21.48	S Goodwin	1988/9
22.81	LV Devine	1997/8
24.54	TJ Evans	2004/5
24.88	DW Martin	1985/6
25.99	BJ Ianniello	2016/7
26.54	NW Jolly	2004/5
26.67	MC Robinson	2011/2
26.78	MP Nye	2009/10
27.31	A Washington	1982/3

**5 WICKETS IN INNINGS (SEASON)**

5wl	Name	Season
4	DJ Hammond	1985/6
4	DW Martin	1985/6
4	SA Allman	1981/2
3	B Morgan	1973/4
3	D Patterson	1986/7
3	A Fraser	1975/6
3	F Bria	1978/9
3	S Konetschka	1978/9
3	MJ Barber	1993/4
3	and others	

**10 WICKETS IN MATCH (SEASON)**

10wM	Name	Season
2	DJ Hammond	1985/6
1	B Morgan	1973/4
1	D Patterson	1986/7
1	A Fraser	1975/6
1	LV Devine	1997/8
1	SA Allman	1982/3
1	A Kallos	1990/1
1	S Goodwin	1988/9
1	AD Crouch	1995/6

**W/KEEPING**

Best available information – records spasmodic

**MOST DISMISSALS**

Dis.	Name	Ctch	Stump	Byes
25	C Saji	14	11	67
17	DJ Rowe	16	1	124
16	S Marotti	16		51
15	AJ Wilton	12	3	97
13	S Dobie	13		33
13	AK Mann	13		25
12	RW Pickering	9	3	37
12	TJ Russo	8	4	57
11	SL McFeeters	9	2	88
11	AN Burns	9	2	21
11	ZW Evans	10	1	102
10	AP Gillard	10		78
10	PS Diakou	10		39

**CAPTAINS**

1968/69	Unknown
1970/71	Unknown
1973/74	B Morgan
1974/75	B Morgan
1975/76	G Jones
1976/77	B Morgan
1977/78	RP Jennings
1978/79	RP Jennings
1979/80	M Forrester
1980/81	S Bleeze
1981/82	R Worrall
1982/83	M Roogke / SA Allman
1983/84	L Daws
1984/85	SC Koster
1985/86	GM Vincent
1986/87	DJ Hammond
1987/88	AJ Howie
1988/89	M Horsnell
1989/90	MI Dew
1990/91	A Kallos
1991/92	ST Price
1992/93	TN Hall
1993/94	MJ Barber
1994/95	SJ Virgo
1995/96	NM Delvins
1996/97	JW Stagg/ CM Van Vliet

1997/98	U14 BI	CM Van Vliet / CD Robazza
1997/98	U14 Go	TD Haynes
1998/99		TD Haynes
1999/00		SJ Warwood
2000/01		J Haynes
2001/02		EL Gibson
2002/03		J Creek
2003/04		TJ Evans
2004/05	U15 BI	TJ Evans
2004/05	U15 Re	MV Sullivan
2005/06	U15 Dk	TS Forward
2005/06	U15 BI	TE Sanzo
2005/06	U15 Re	T R Watson
2005/06	U15 Kg	TD Clark
2006/07	U15 BI	TE Sanzo
2006/07	U15 Re	SC Collins
2007/08		RW Pickering
2008/09		KM Reid
2009/10	U15 BI	MG Schultz
2009/10	U15 Re	PD Sanzo
2010/11		MG Joy
2011/12	U15 BI	<i>rotated</i>
2011/12	U15 Re	<i>rotated</i>
2012/13	U15 Dk	AP Onofrio / TC Wagner/ LS Roberts
2012/13	U15 Kg	SM Freimayer
2012/13	U15 BI	LM Durdin

2012/13	U15 Re	<i>rotated</i>
2013/14	U15 Dk	<i>rotated</i>
2013/14	U15 BI	<i>rotated</i>
2013/14	U15 Re	<i>rotated</i>
2014/15	U15 Dk	LO Evans
2014/15	U15 Kg	<i>rotated</i>
2015/16		<i>rotated</i>
2016/17		BJ Ianniello
2018/19		TE Cartwright

# SUB JUNIORS



## PROGRAMMED SUB JUNIOR ASSOCIATION MATCHES

Includes teams known in the club as....

- Under 14XI, Under 13XI, Under 12XI, Under 11XI, Under 10XI & Under 9XI

In some cases there is more than one per category

Excludes 20/20 matches

COMMENCED: Season 1971/72 (only)

RECOMMENCED: Season 1989/90

LAST PLAYED: Continuing

Refer to each subsection for Associations and Grades contested

AGAINST	CRICKET CLUB	PLAYED AT	UMPIRES	HOW OUT	BOWLERS	TOTALS
WOODVILLE	PAYNEHAM	BRIGHTON	E. J. GRIFFITHS & G. J. RUKTON	ST. BUSBRIDGE. J.	INGUS. A.	9.
				BOWLED	INGUS. A.	8.
				ST. NORMAN. E.	WRIGHT. H.	40.
				BOWLED	HARRISON. A.	161.
				BOWLED.	WRIGHT. H.	9.
				ST. BUSBRIDGE. J.	Box P.	142.
					Box P.	0.





<b>TEAM</b>
-------------

**HIGHEST INNINGS TOTAL**

Score	Versus	Team	Date
5--362	Hectorville	U13 Red	Feb-05
* 8--328	Walkerville Green	U11 Red	Feb-12
297	Hope Valley	U11 Duke	Nov-12
6--281	Modbury	U11 Duke	Feb-13
* 7--279	Athelstone	U11 Kght	Feb-12
8--278	Broadview	Under 13	Nov-98
8--261	Payneham Dukes	U11 Blue	Feb-10
5--260	Modbury	U11 Blue	Feb-10
7--244	Gepps Cross	U13 Kght	Feb-15
9--244	Gepps Cross	U13 Kght	Dec-12

\* same round

**LOWEST COMPLETED INNINGS TOTAL**

Score	Versus	Team	Date
+ 22	Ingle Farm	U13 Blue	Dec-09
22	Payneham Dukes	U13 Blue	Oct-09
25	Modbury Brown	U13 Blue	Jan-05
+ 30	Ingle Farm	U13 Blue	Dec-09
31	Walkerville	U13 Red	Jan-04
31	Payneham Dukes	U13 Kght	Jan-16
32	Ingle Farm g.f.	Under 13	Mar-09
35	Golden Grove Green	U11 Red	Mar-11
36	Hope Valley	U13 Red	Oct-04
38	Payneham Blue	U9 Red	Dec-07

+ same match – see also below

**HIGHEST INNINGS TOTAL AGAINST**

Score	by	Team	Date
4--324	Eastern Suburbs Green	U14 Kght	Jan-18
309	Walkerville	U13 Blue	Feb-10
8--261	Payneham Blue	U13 Duke	Feb-10
6--252	Kensington	U13 Blue	Nov-11
9--242	Ingle Farm g.f.	Under 13	Mar-09
242	Gaza	Under 14	Nov-18
7--240	East Torrens	U13 Kght	Dec-09
+ 7--240	Ingle Farm	U13 Blue	Dec-09
9-234	Hope Valley	U13 Kght	Nov-11
8--221	Walkerville	U13 Red	Nov-04

+ same match – see also above

**LOWEST COMPLETED INNINGS TOTAL AGAINST**

Score	by	Team	Date
12	Gepps Cross	U11 Kght	Feb-09
15	Kilburn	U11 Blue	Oct-08
18	Modbury Brown	U11 Blue	Jan-10
21	Walkerville White	U11 Kght	Jan-09
22	Payneham Blue	U13 Duke	Oct-09
22	Hope Valley	U11 Duke	Oct-15
23	Hope Valley	U13 Kght	Nov-05
25	Hectorville	U11 Kght	Oct-08
26	Ingle Farm	Under 13	Feb-02
26	Gaza	U13 Red	Jan-11

**MOST APPEARANCES**

Mch	Name
67	MA Zappia
64	GJ Connolly
62	TM Barnett
61	IE Minnema
60	LO Evans
60	J Boundris
57	AD Warnakulasuriya
57	WHB Bradley
56	AJ Connolly
56	TJ Turnbull
56	HT Woods
	..continued

**MOST APPEARANCES continued**

Mch	Name
54	CS Heffernan
54	ZS Herbert
54	JCA Saunders
54	JW McWhirter
54	WM Davies
53	AM Sullivan-Smith
53	H Conapati Ravi
53	RJ Husler
52	DJ Fitzsimons
51	CA Leddiccoat
50	PFG Thomas
50	KA Durdin

## BATTING

### LEADING RUNSCORERS

Runs	Name	Mch	Inn	N O	H S	50s	30s	Ave
776	LO Evans	60	59	45	42		5	55.43
770	CA Leddicoat	51	48	25	52*	1	5	33.48
687	DJ Fitzsimons	52	51	29	56	2	3	31.23
620	ME George	42	42	21	33*		5	29.52
608	AJ Gilmore	49	51	18	55*	2	5	18.42
570	RJ Macdonald	46	45	23	51*	1	4	21.38
550	SS Rahaley	19	18	12	70*	2	7	91.67
528	LM Durdin	46	46	21	65*	1	3	21.12
523	TW Van der Jeugd	47	48	28	43*		5	26.15
513	JCA Saunders	54	57	33	34		2	21.38

### HIGHEST SCORES

HS	Name	Versus	Venue	Team	Date
70*	SS Rahaley	Walkerville	Barton East	U11 Kght	Dec-13
66	R Barone			Under 13	Feb-72
66	C Sproule	Modbury	Payneham Oval	Under 13	Feb-99
65*	LM Durdin	Gaza	Elder Smith Oval	U13 Blue	Oct-11
63*	MV Sullivan	Golden Grove	Devitt Oval	U13 Blue	Feb-04
61*	SJ Burgess	Walkerville	Payneham Oval	U13 Duke	Dec-14
59*	TS Smith	Hectorville	Daly Oval	U13 Red	Feb-05
59*	SJ Ziesing	Hope Valley	St Pauls Col	U11 Kght	Nov-05
57*	AC Barrington	Modbury Brown	Banksia Park P S	U11 Kght	Dec-05
57*	NW Jolly	Golden Grove	Gleeson Col.	U13 Blue	Oct-02

Note that it is now a requirement of the Sub Junior competitions that batsmen retire variously at 30, 40 or 50 and may only return if every other player (except one) is out. This limits the potential for scores much in excess of 50.

### BEST PARTNERSHIPS

Partnerships are not recorded in Under 11 & Under 9 competitions because of the copious retirements  
For best Under 13 partnerships, refer to the specific Under 13 section

**HIGHEST AVERAGE** (minimum 100 runs)

Ave	Name	Runs
199.0	M Gabrielli	199
91.67	SS Rahaley	360
59.75	SL Fernando	239
57.50	JEJ Freer	115
55.43	LO Evans	776
51.00	CG Holmes	102
50.50	RM North	101
49.67	WA Montgomery	298
47.33	HN Edmonds	142
46.50	MJ Davies	186

**HIGHEST SEASON AGGREGATE**

Runs	Name	Season
360	SS Rahaley	2013/4
307	AJ Gilmore	2013/4
250	LP Glynn	2006/7
249	LM Durdin	2011/2
246	DJ Fitzsimons	2012/3
246	SR Challa (Sahas)	2018/9
239	SL Fernando	2010/1
233	ME Evans	2003/4
206	RY Dias	2013/4
204	A Matsouliadis	2003/4

**MULTIPLE 50's**

No	Name	Grade(s)
2	AJ Gilmore	U13
2	DJ Fitzsimons	U13
2	SS Rahaley	U11, U13

**HIGHEST SEASON AVERAGE** (minimum 5 innings)

Ave	Name	Season
250.00	LP Glynn	2006/7
199.00	M Gabrielli	2009/10
161.00	WA Montgomery	2011/2
160.00	JJ Thomas	2014/5
128.00	GJ Connolly	2009/10
121.00	AM Grindall	2007/8
120.00	SS Rahaley	2013/4
99.00	TW Van der Jeugd	2011/2
99.00	LO Evans	2012/3
85.50	JT Spence	2008/9

**BOWLING**

Wkts	Name	Overs	Mdn	Runs	BBI	4wl	E/R	S/R	Ave
45	GJ Connolly	167.4	24	393	4--1	2	39.07	22.36	8.73
41	RY Dias	127	12	371	3--1		48.69	18.59	9.05
41	AD Warnakulasuriya	164.3	24	401	4--3	1	40.63	24.07	9.78
40	RJ Husler	145.1	38	281	7--2	1	32.26	21.78	7.03
38	CA Leddiccoat	139.1	48	251	5--5	3	30.06	21.97	6.61
35	SC Scrimgeour	157.2	25	433	4--8		45.87	26.97	12.37
34	TW Van Der Jeugd	109.2	34	181	4--2	1	27.59	19.29	5.32
33	JW Dean	108.5	15	281	3--3		43.03	19.79	8.52
33	SS Dolphin	125.3	23	327	3--3		43.43	22.82	9.91
32	A Goddard	119	18	322	3--2		45.10	22.31	10.06
32	JE Koster	115	20	247	3--5		35.80	21.56	7.72
31	LO Evans	153.4	32	350	3--1		37.96	29.74	11.29

**BEST AVERAGE** (minimum 10 wkts)

Ave	Name	Wkts	Mtchs
3.75	HRG Landers	16	13
3.90	MJ Bailey	10	14
4.00	AE Moncrieff	14	11
4.20	HPF Tynan	10	9
4.45	LM Szabo	11	11
4.50	WA Montgomery	20	26
4.53	G Summers	15	8
4.60	JP Gugliotta	10	9
4.69	MJ Davies	13	10
4.70	CK Newman	23	21

**BEST BOWLING in INNINGS**

BBI	Name	Versus	Team	Date
7--2	RJ Husler	Modbury	U11 Duke	Nov-12
5--0	SS Rahaley	Walkerville	U11 Kght	Jan-14
5--2	RDW Smith	Athelstone	U9 Blue	Oct-13
5--4	HJC Doyle	Gaza	U11 Duke	Nov-05
5--5	AC Barrington	Modbury Brown	U11 Kght	Dec-05
5--5	RE Tsouflidis	Walkerville	U11 Red	Nov-05
5--5	CA Leddiccoat	Payneham Blue	U13 Duke	Dec-14
5--7	A Zorzi	Golden Grove	Under 9	Jan-17
5-10	V Jayachkaran	Gepps Cross	U11 Kght	Jan-17
5--15	HN Jarman	Modbury Gold	U11 Blue	Feb-05

**BEST ECONOMY RATE** (minimum 10 wkts)

Rate	Name	Wkts	Mtchs
17.54	HRG Landers	16	13
20.00	WA Montgomery	20	26
20.74	MJ Bailey	10	14
22.14	OC Ellicott	19	20
22.90	SS Rahaley	14	19
23.11	MJ Davies	13	10
24.09	LD Allen	12	19
24.21	LP Glynn	11	19
24.66	CK Newman	23	21
25.05	BS Stevens	19	33

**BEST STRIKE RATE** (minimum 10 wkts)

Rate	Name	Wkts	Mtchs
10.13	G Summers	15	8
11.69	AL Kelly	13	9
12.00	SP Selvanderan	18	13
12.00	LM Szabo	11	11
12.55	GWA Waterhouse	11	7
12.71	NW Jolly	17	9
13.20	HPF Tynan	10	9
13.29	M Harvey	14	7
13.80	JP Gugliotta	10	9
14.40	P Jolly	10	8

**MULTIPLE HAT TRICKS**

Name	Team	Date
none		

**HIGHEST SEASON AGGREGATE**

Wkts	Name	Season
19	AS Foster	1971/2
17	NW Jolly	2002/3
17	CJ Harrod	2009/10
17	AD Warnakulasuiya	2013/4
17	LP DuBois	2013/4
16	D Haddock	1971/2
16	SP Selvanderan	2002/3
16	MV O'Brien	2008/9
15	G Summers	1971/2
15	RY Dias	2012/3

**BEST SEASON AVERAGE (min. 7 wkts)**

Ave	Name	Season
2.65	CJ Harrod	2009/10
3.00	CK Newman	2008/9
3.00	RDW Smith	2013/4
3.00	LJ Pedersen	2016/7
3.14	LR Britten-Jones	2010/1
3.17	OC Ellicott	2014/5
3.22	MJ Wagner	2008/9
3.27	TW Van Der Jeugd	2008/9
3.30	RJ Husler	2009/10
3.33	DJ Fitzsimons	2010/1

**BEST SEASON STRIKE RATE (min. 7 wkts)**

Rate	Name	Season
9.75	S Chaudary	2002/3
10.13	G Summers	1971/2
10.29	M Brown	2002/3
10.50	SP Selvanderan	2002/3
10.91	BL Edmonds	2013/4
10.94	CJ Harrod	2009/10
11.00	NJ Wilton	2005/6
11.45	RDW Smith	2013/4
11.69	AL Kelly	2003/4
11.83	OC Ellicott	2014/5

**BEST SEASON ECONOMY RATE (min. 7 wkts)**

Rate	Name	Season
15.85	CK Newman	2008/9
16.67	HRG Landers	2004/5
16.13	DJ Fitzsimons	2010/1
16.80	LJ Pedersen	2016/7
17.20	LP Glynn	2006/7
17.39	OC Ellicott	2015/6
18.12	MJ Wagner	2009/10
18.39	H Landers	2006/7
18.59	WA Montgomery`	2010/1
20.44	WA Montgomery	2011/2

**4 WICKETS IN INNINGS (CAREER)**

4wl	Name
2	SP Selvanderan
1	<i>many</i>

**4 WICKETS IN INNINGS (SEASON)**

4wl	Name	Season
2	SP Selvanderan	2002/3
1	<i>many</i>	



**Under 14 (50 over) &  
Under 13 XI's  
Regular Competition**



**TWO DAY COMPETITION  
50 (6 ball) OVERS – MCC RULES**

**PLAYED:** 2 Sundays (a.m.) ... October - March  
**COMMENCED:** Season 1971/72 (only)  
**RECOMMENCED:** Season 1998/99  
**LAST PLAYED:** Continuing

Referto page 2 for Associations and Divisions contested:

AGAINST	CRICKET CLUB	PLAYED AT	DATE	UMPIRES	HOW OUT	BOWLERS	TOTALS
WOODVILLE	PAYNEHAM	BRIGHTON	MARCH 18 <sup>th</sup> 20 <sup>th</sup> 1971	E. J. GRIFFITHS & G. J. RUKTON	CS. BUSBRIDGE, J.	INGUS, A.	0.
					CS. NORMAN, E.	WRIGHT, H.	40.
					BOWLED	HARRISON, A.	161.
					BOWLED	WRIGHT, H.	91.
					CS. BUSBRIDGE, J.	Box P.	142.
						Box P.	0.



**TEAM**

**GRADES CONTESTED** (all competed in NEJCA except 1971/72 = ATCA)

Season	Team	Grade	Team	Grade
1971/72	U13	<i>U13 -hard wkt</i>		
1998/99 – 2001/02	U13	<i>U13</i>		
2002/03 – 2003/04	U13 Blue	<i>U13 North</i>	U13 Red	<i>U13 East</i>
2004/05	U13 Dukes	<i>U13 Grade</i>	U13 Red	<i>U13 East</i>
	U13 Blue	<i>U13 North</i>		
2005/06	U13 Dukes	<i>U13 Grade</i>	U13 Red	<i>U13 North</i>
	U13 Blue	<i>U13 North</i>	U13 Knights	<i>U13 East</i>
2006/07	U13 Blue	<i>U13 East</i>	U13 Red	<i>U13 East</i>
2007/08	U13 Blue	<i>U13 Grade</i>	U13 Red	<i>U13 East</i>
2008/09	U13	<i>U13 North</i>		
2009/10	U13 Dukes	<i>U13 Grade</i>	U13 Red	<i>U13 North</i>
	U13 Blue	<i>U13 East</i>	U13 Knights	<i>U13 Grade</i>
2010/11	U13 Dukes	<i>U13 Central</i>	U13 Red	<i>U13 East</i>
	U13 Blue	<i>U13 East</i>	U13 Knights	<i>U13 North</i>
2011/12 – 2012/13	U13 Dukes	<i>U13 Central</i>	U13 Knights	<i>U13 North</i>
	U13 Blue	<i>U13 East</i>		

Season	Team	Grade #	Zone/Grading Division *
2013/14	U13 Dukes	<i>U13 White</i>	Zone 3
	U13 Knights	<i>U13 Red</i>	Zone 2
	U13 Blue	<i>U13 Blue</i>	Zone 3
	U13 Red	<i>U13 White</i>	Zone 1
2014/15	U13 Dukes	<i>U13 Red</i>	Zone 2
	U13 Knights	<i>U13 Blue</i>	Zone 3
	U13 Blue	<i>U13 Red</i>	Zone 1
2015/16	U13 Dukes	<i>U13 Red</i>	Zone 2
	U13 Knights	<i>U13 Red</i>	Zone 1
	U13 Blue	<i>U13 White</i>	Zone 3
2016/17	U13 Dukes	<i>U13 Red</i>	Zone 2
	U13 Knights	<i>U13 White</i>	Zone 3
2017/18	U14 Dukes	<i>Div. 1</i>	Grading Division 1
	U14 Knights	<i>Div. 2</i>	Grading Division 2
2018/19	Under 14	<i>Div. 1</i>	Grading Division 1

\* Four preliminary rounds played in Zones/Grading Divisions to establish Grading  
 # Order of grades .... Red, Blue, White

**CAPTAINS**

Permanent captains are not appointed in Sub Junior grades



**HIGHEST INNINGS TOTAL**

Score	versus	Team	Date
5--362	Hectorville	U13 Red	Feb-05
8--278	Broadview	Under 13	Nov-98
7--244	Gepps Cross	U13 Kght	Feb-15
9--244	Gepps Cross	U13 Kght	Dec-12
6--232	Hope Valley	Under 13	Nov-98
228	Gaza	U13 Blue	Feb-12
7--225	Prospect	U13 Duke	Oct-04
5--224	Pooraka	Under 13	Jan-01
9--222	Walkerville	U13 Duke	Feb-13
218	Walkerville	U13 Red	Feb-03

**LOWEST COMPLETED INNINGS TOTAL**

Score	versus	Team	Date
+ 22	Ingle Farm	U13 Blue	Dec-09
22	Payneham Dukes	U13 Kght	Dec-09
25	Modbury Brown	U13 Blue	Jan-05
+ 30	Ingle Farm	U13 Blue	Dec-09
31	Walkerville	U13 Red	Jan-04
31	Payneham Dukes	U13 Kght	Jan-16
32	Ingle Farm g.f.	Under 13	Mar-09
36	Hope Valley	U13 Red	Oct-04
41	Modbury Brown	U13 Blue	Mar-05
42	Tea Tree Gully	U13 Kght	Jan-01

+ In same match see also below

**HIGHEST INNINGS TOTAL AGAINST**

Score	by	Team	Date
324--4	Eastern Suburbs	U14 Kght	Jan-18
309	Walkerville	U13 Blue	Feb-10
6--252	Kensington	U13 Blue	Nov-11
9--242	Ingle Farm g.f.	Under 13	Mar-09
242	Gaza	Under 14	Nov-18
+ 7--240	Ingle Farm	U13 Blue	Dec-09
7--240	East Torrens	U13 Kght	Dec-09
9--234	Hope Valley	U13 Kght	Nov-11
8--221	Walkerville	U13 Red	Nov-04
7--219	Torrens Valley	U13 Red	Nov-02

+ In same match see also above

**LOWEST COMPLETED INNINGS TOTAL AGAINST**

Score	by	Team	Date
22	Payneham Knights	U13 Duke	Dec-09
23	Hope Valley	U13 Kght	Nov-05
26	Ingle Farm	Under 13	Feb-02
26	Gaza	U13 Red	Jan-11
31	Hectorville	U13 Red	Dec-04
31	Para Hills	U13 Kght	Oct-11
31	Payneham Knights	U13 Duke	Jan-16
34	Gaza	U13 Blue	Nov-03
36	Ingle Farm	U13 Kght	Dec-16
40	Walkerville	U13 Blue	Nov-02

**GRAND FINALS**

Result	Team	Versus	Season
won	U13 Blue	Pooraka	2003-04
lost	U13 Blue	Modbury	2004-05
lost	U13 Knights	Gaza	2005-06
won	U13 Blue	Gaza	2006-07
lost	U13 Blue	Kensington Brown	2007-08
lost	Under 13	Ingle Farm	2008-09
won	U13 Dukes	Kensington Gold	2010-11
lost	U13 Knights	Golden Grove	2011-12
Lost	U13 Knights	Eastern Suburbs	2014-15

**MOST APPEARANCES**

Mch	Name
31	GJ Connolly
31	GH Harslett
30	KA Durdin
30	H Jeyakumar
30	MA Zappia
29	HL Wood
28	PJ Levicki
27	AD Meda
25	BW Binstead
24	TM Barnett
24	HP Hall
23	MR Barnett
23	J Boundris

**BATTING**

**LEADING RUNSCORERS**

Runs	Name	Mch	Inn	N O	H S	50s	30s	Ave
479	AJ Gilmore	20	23	7	55*	2	5	29.94
364	ME George	22	22	11	33*		2	33.09
350	DJ Fitzsimons	20	19	7	56	2	1	29.17
349	ME Evans	17	17	1	38		5	21.81
340	CA Leddicoat	21	20	9	42		3	30.91
312	AD Meda	27	26	8	34			17.33
310	LO Evans	20	19	12	42		3	44.29
305	A Calabrese	17	20	8	39		1	25.42
294	LM Durdin	17	18	5	65*	1	2	22.62
285	K Bal	21	20	6	31*		3	20.36

**HIGHEST SCORES**

HS	Name	Versus	Venue	Date
66	C Sproule	Modbury	Payneham Oval	Feb-99
66	R Barone			Feb-72
65*	LM Durdin	Gaza	Elder Smith Oval	Oct-11
64*	CC McShane	Pooraka	The Paddocks #3	Dec-17
63*	MV Sullivan	Golden Grove	Devitt Oval	Feb-04
61*	SD Burgess	Walkerville	Payneham Oval	Dec-14
59*	TS Smith	Hectorville	Daly Oval	Feb-05
57*	NW Jolly	Golden Grove	Gleeson Col.	Oct-02
57*	JT Lorenz	Pooraka	Payneham Oval	Feb-05
57*	SS Rahley	Eastern Suburbs	Devitt Oval	Feb-15
57	JA Marsh	Hectorville	Payneham Oval	Feb-06

Note that it is a requirement of the Under 13/14 competition that batsmen retire at the end of the over in which they score 50 (30 in one day games) and may only return if every other player (except one) is out. This limits the potential for scores much in excess of 50.

**BEST PARTNERSHIPS**

Wkt	Score	Batsmen	Opposition	Date
1	150	TS Smith AS Beddison/ AS Beddison HW Whyte/ HW Whyte I Turnbull	Hectorville	Feb-05
2	131	AC Charkiris SC Scrimgeour SC Scrimgeour BJ Ianniello BJ Ianniello LA Mahar LA Mahar J Boundris J Boundris JW Davidson	Gepps Cross	Feb-15
3	120*	MJ Davies M Caruso/ M Caruso JK Gugliotta/ JK Gugliotta TP Tymukas/ TP Tymukas A Vinodhan	Hope Valley	Nov-05
4	95	NW Jolly A Palani	Golden Grove	Oct-02
5	78	MK Sallis ACE Waples	Golden Grove	Feb-05
6	85	JC Stodden CH Edginton	Para Hills	Dec-17
7	71	HJ Carey ME Evans	Pooraka	Nov-03
8	135	AB Sender P D'Argenio/ P D'Argenio M Von Einem	Broadview	Nov-98
9	71*	AJ Brdar MJ Burrough MJ Burrough CC McShane	Pooraka	Nov-17
10	46	TK Matsis TK Matsis/ J Boundris	Hectorville	Dec-13

**HIGHEST AVERAGE** (minimum 100 runs)

Ave	Name	Runs
63.33	SS Rahaley	190
61.25	HD Towers	245
59.75	SL Fernando	239
47.33	HN Edmonds	142
46.50	MJ Davies	186
44.29	LO Evans	310
39.75	BS Stevens	159
38.67	TJ Walls	116
37.80	Z Goodwin	189
36.75	JT Lorenz	147

**HIGHEST SEASON AGGREGATE**

Runs	Name	Season
307	AJ Gilmore	2013/4
246	DJ Fitzsimons	2012/3
239	SL Fernando	2010/1
233	ME Evans	2003/4
230	LM Durdin	2011/2
218	ME George	2014/5
206	RY Dias	2013/4
204	A Matsouliadis	2004/5
198	LO Evans	2012/3
196	A Calabrese	2011/2

**MULTIPLE 30's**

No	Name
7	AJ Gilmore
5	ME Evans
5	SL Fernando
4	RY Dias
3	TJ Evans
3	TE Sanzo
3	Z Goodwin
3	A Matsolidis
3	TD Clark
3	LD Clark
3	MR Lane
3	K Bal
3	and others

**HIGHEST SEASON AVERAGE** (minimum 5 innings)

Ave	Name	Season
99.00	LO Evans	2012/3
71.50	HD Towers	2016/7
68.00	NJ Holland	2010/1
67.00	JM May	2013/4
66.00	OJ Cooke	2016/7
63.33	SS Rahaley	2014/5
59.75	SL Fernando	2010/1
54.50	ME George	2014/5
51.00	HD Towers	2015/6
49.20	DJ Fitzsimons	2012/3
47.33	HN Edmonds	2012/3
46.50	MJ Davies	2005/6
46.00	LM Durdin	2011/2

**BOWLING**

Wkts	Name	Balls	Mdn	Runs	BBI	4wl	E/R	S/R	Ave
29	GJ Connolly	576	13	240	4--1	1	41.67	19.86	8.28
26	H Jeyakumar	512	12	194	3--2		37.89	19.69	7.46
24	PJ Levicki	468	12	228	4--5	1	48.72	19.50	9.50
23	CM Halsall	361	8	143	3--3		39.61	15.70	6.22
23	LA Mahar	408	13	157	3--5		38.48	17.74	6.83
22	LP DuBois	301	5	158	3--9		52.49	13.68	7.18
21	JW Dean	306	9	108	3-5		35.29	14.57	5.14
21	CA Leddicoat	405	16	154	5--5	2	38.02	19.29	7.33
21	JW Dean	306	9	108	3--5		35.29	14.57	5.14
20	FL D'Antini	436	13	189	3--10		43.35	21.80	9.45

**BEST AVERAGE** (minimum 10 wkts)

Ave	Name	Wkts	Mtchs
4.00	AE Moncrieff	14	11
4.53	G Summers	15	8
4.69	MJ Davies	13	10
5.00	BC Sexton	20	15
5.14	JW Dean	21	19
5.18	NW Jolly	17	9
5.21	JT Dawson	14	9
5.23	AL Kelly	13	9
5.30	P Jolly	10	8
5.33	SP Selvanderan	18	13

**BEST BOWLING in INNINGS**

BBI	Name	Versus	Date
7--2	RJ Husler	Modbury	Nov-12
5--5	CA Leddicoat	Payneham Blue	Dec-14
5--19	C Canny	Kensington Brown	Dec-01
5--31	WT Mockridge	Gaza	Jan-10
4--0	ZBT Santillo	Eastern Suburbs	Jan-14
4--1	JT Spence	Hectorville	Oct-10
4--1	GJ Connolly	Payneham Blue	Nov-13
4--2	GW Waterhouse	Golden Grove	Nov-09
4--3	T Altomare	Walkerville	Nov-12
4--3	IE Minnema	Modbury Brown	Oct-14

**BEST ECONOMY RATE** (minimum 10 wkts)

Rate	Name	Wkts	Mtchs
23.11	MJ Davies	13	10
25.11	AE Moncrieff	14	11
30.74	SJ Redin	14	20
31.20	JT Dawson	14	9
31.75	OM Moss	12	19
32.47	S Richardson	10	20
32.64	B Hesketh	11	13
32.76	MV Sullivan	10	8
33.00	BC Sexton	20	15
33.33	TC Wagner	13	19

**BEST STRIKE RATE** (minimum 10 wkts)

Rate	Name	Wkts	Mtchs
10.13	G Summers	15	8
11.69	AL Kelly	13	9
12.00	SP Selvanderan	18	13
12.55	GW Waterhouse	11	7
12.71	NW Jolly	17	9
13.29	M Harvey	14	7
13.64	WT Mockridge	11	8
13.68	LP DuBois	22	18
14.40	P Jolly	10	8
14.57	JW Dean	21	19

**HAT TRICKS**

Name	Team	Date
AT Balales	Under 13 Bl.	Nov-05
ZC Schmidt	Under 13 Bl.	Feb-04
DP Nutt	Under 13 Bl.	Feb-07

**HIGHEST SEASON AGGREGATE**

Wkts	Name	Season
19	AS Foster	1971/2
17	NW Jolly	2002/3
17	LP DuBois	2013/4
16	D Haddock	1971/2
16	SP Selvanderan	2002/3
16	MV O'Brien	2008/9
16	BC Sexton	2014/5
15	G Summers	1971/2
15	LA Mahar	2014/5
15	CA Leddicoat	2014/5

**BEST SEASON AVERAGE (min. 7 wkts)**

Ave	Name	Season
3.00	LJ Pedersen	2016/7
3.14	LR Britten-Jones	2010/1
3.50	S Chaudary	2002/3
3.50	BC Sexton	2014/5
3.56	H Landers	2006/7
3.57	TE Sanzo	2003/4
3.57	NJ Wilton	2005/6
3.78	TJ Rahui	2006/7
4.00	AE Moncrieff	2003/4
4.00	SJ Redin	2010/1

**BEST SEASON STRIKE RATE (min. 7 wkts)**

Rate	Name	Season
9.75	S Chaudary	2002/3
10.13	G Summers	1971/2
10.29	M Brown	2002/3
10.50	SP Selvanderan	2002/3
11.00	NJ Wilton	2005/6
11.69	AL Kelly	2003/4
11.89	TJ Rahui	2006/7
12.00	TE Sanzo	2003/4
12.41	LP DuBois	2013/4
12.55	GW Waterhouse	2009/10

**BEST SEASON ECONOMY RATE (min. 7 wkts)**

Rate	Name	Season
16.80	LJ Pedersen	2016/7
18.39	H Landers	2006/7
22.92	LR Britten-Jones	2010/1
22.92	JN Slivak	2014/5
23.11	MJ Davies	2005/6
24.54	OM Moss	2012/3
25.11	AE Moncrieff	2003/4
25.64	TC Wagner	2010/1
27.86	BC Sexton	2014/5
27.91	LO Evans	2012/3

**4 WICKETS IN INNINGS (CAREER)**

4wl	Name
2	SP Selvanderan
2	CA Leddicoat
1	C Canny
1	S Chaudary
1	JT Dawson
1	TM Duurland
1	NW Jolly
1	PJ Levicki
1	DF Lynch
1	JC Metcalfe
1	V Odhavji
1	MK Sallis
1	ZC Schmidt
1	LC Warren
1	BD Lowden
1	GB Fienemann
1	ZBT Santillo
1	AW Bethell
1	SC Scrimgeour
1	GJ Connolly
1	BC Sexton
1	IE Minnema

**4 WICKETS IN INNINGS (SEASON)**

4wl	Name	Season
2	SP Selvanderan	2002/3
2	CA Leddicoat	2014/5
1	LC Warren	2000/1
1	C Canny	2001/2
1	V Odhavji	2001/2
1	S Chaudary	2002/3
1	TM Duurland	2002/3
1	NW Jolly	2002/3
1	JT Dawson	2003/4
1	PJ Levicki	2003/4
1	ZC Schmidt	2003/4
1	JC Metcalfe	2004/5
1	MK Sallis	2004/5
1	DF Lynch	2005/6
1	BD Lowden	2010/1
1	GB Fienemann	2011/2
1	ZBT Santillo	2013/4
1	AW Bethell	2013/4
1	SC Scrimgeour	2013/4
1	GJ Connolly	2013/4
1	BC Sexton	2014/5
1	IE Minnema	2014/5



# Under 14 & Under 13 XI's 20/20 Cup Competition



NORTH EAST JUNIOR CRICKET ASSOCIATION  
20/20 CUP COMPETITION  
20 OVERS – NEJCA RULES

PLAYED: Evenings as required  
COMMENCED: Season 2009/10  
LAST PLAYED: Continuing

Cricket Club

DATE MARCH 18<sup>th</sup> 20<sup>th</sup> 1997

AGAINST	CLUB	CRICKET CLUB	PLAYED AT	UMPIRES	HOW OUT	BOWLERS	TOTALS
WOODVILLE	PAYNEHAM	PAYNEHAM	BRIGHTON	E. J. GRIFFITHS & G. J. RUKTON	CS. BUSBRIDGE, J.	INGUS. A.	0.
					BOWLED	INGUS. A.	8.
					CS. NORMAN. E.	WRIGHT. H.	40.
					BOWLED	HARRISON. A.	161.
					BOWLED.	WRIGHT. H.	9.
					CS. BUSBRIDGE. J.	Box P.	142.
						Box P.	0.

BATSMAN

MORBY. R.W.

BEAR. F.G.

LOOKER. D.S.

DUKE. K.J.



**20/20 U14/13**

**TEAM**

**GRADES CONTESTED**

Season	Teams			Grade	Asscn
2009/10 – 2010/11	U13 Dukes	U13 Blue	U13 Red	U13 Knights	U13 20/20 NEJCA
2011/12 – 2012/13	U13 Dukes	U13 Blue		U13 Knights	U13 20/20 NEJCA
2013/14	U13 Dukes	U13 Blue	U13 Red	U13 Knights	U13 20/20 NEJCA
2014/15 – 2015/16	U13 Dukes	U13 Blue		U13 Knights	U13 20/20 NEJCA
2016/17	U13 Dukes			U13 Knights	U13 20/20 NEJCA
2017/18 >	Under 14				U14 T20 NEJCA

**HIGHEST INNINGS TOTAL**

Score	versus	Team	Date
4--163	Modbury	U13 Duke	Feb-15
8--150	Payneham Knights	U13 Duke	Nov-14
2--135	Golden Grove	U13 Duke	Feb-13
9--127	Payneham Knights	U13 Duke	Dec-14
5--118	Modbury	U13 Duke	Feb-11
9--105	Payneham Red	U13 Kght	Nov-13
7--98	Pooraka Blue	Under 14	Nov-17
7--98	Eastern Suburbs Green	Under 14	Nov-18
94	Eastern Suburbs	U13 Kght	Dec-13
3--94	Modbury	U13 Duke	Dec-09

**LOWEST 20 OVER INNINGS TOTAL**

Score	versus	Team	Date
36	Payneham Knights	U13 Red	Nov-13
39	Payneham Blue	U13 Red	Oct-09
46	Payneham Blue	U13 Kght	Nov-12
46	Modbury Red	U13 Kght	Feb-16
59	Hope Valley Devils	Under 14	Oct-18

**HIGHEST INNINGS TOTAL AGAINST**

Score	by	Team	Date
8--150	Payneham Dukes	U13 Kght	Nov-14
5--130	Ingle Farm s.f.	U13 Duke	Feb-15
9--127	Payneham Dukes	U13 Kght	Dec-14
3--124	Pooraka	U13 Blue	Nov-10
2--122	Hope Valley Devils	Under 14	Oct-18
6--113	Modbury	U13 Duke	Dec-09
6--108	Eastern Suburbs Green	Under 14	Nov-18
3--106	Glenunga	U13 Duke	Dec-16
9--105	Payneham Knights	U13 Red	Nov-13
5--103	Walkerville	U13 Duke	Dec-16

**LOWEST 20 OVER INNINGS TOTAL AGAINST**

Score	by	Team	Date
36	Payneham Red	U13 Kght	Nov-13
39	Payneham Red	U13 Blue	Oct-09
46	Payneham Knights	U13 Blue	Nov-12
55	Hope Valley	U13 Duke	Feb-13
59	Athelstone	U13 Duke	Dec-12
59	Eastern Suburbs	U13 Kght	Nov-13
59	Hope Valley	U13 Kght	Jan-17

The NEJCA Under 13 20/20 competition is a knock out event for all teams, and to avoid a dominance of one club in the final rounds, it is the practice to program the early rounds with teams of the same club playing one another. It is this competition format that leads to so many listings above, being in matches of Payneham vs Payneham

In 2017-18, the new under 14 competition was restricted to a finals round only (sf & gf) with the four competing teams chosen from the results of the normal grading rounds, but subsequently, specific grading matches were deemed part of the T20 comp.

**GRAND FINALS**

Result	Team	Versus	Season
Won	U13 Dukes	Hope Valley	2010-11
Lost	U13 Dukes	Eastern Suburbs	2012-13

**MOST APPEARANCES**

Mch	Name
8	TM Barnett
7	SS Dolphin
7	ME George
7	CA Leddicoat
7	IE Minnema
7	MA Zappia

**BATTING**

**LEADING RUNSCORERS**

Runs	Name	Mch	Inn	N O	H S	30s	20s	Ave
177	CA Leddicoat	7	7	6	71*	1	2	177.00
117	ME George	7	7	3	41	1	2	29.25
85	DJ Fitzsimons	5	5	4	28*		2	85.00
79	HR Gupta	6	5	3	30*	1	1	39.50
74	AJ Robertson	5	5	2	22*		2	24.67
65	OP Petrohilos	6	6	3	19*			21.67
61	JC Stodden	5	5	2	24*		1	20.33
60	SL Fernando	3	3	0	29		2	20.00
58	T Rahui	5	5	3	19*			29.00
56	MM Reinhardt	6	5	3	23		1	28.00

**HIGHEST SCORES**

HS	Name	Versus	Venue	Date
71*	CA Leddicoat	Payneham Knights	Payneham Oval	Nov-14
41	ME George	Payneham Knights	Payneham Oval	Nov-14
35r.	JCA Saunders	Walkerville Tigers	Payneham Oval	Jan-19
34r.	LR Britten-Jones	Pooraka	Lindholm Park	Nov-10
30*	HR Gupta	Hope Valley g.f.	Payneham Oval	Feb-11
29	SL Fernando	Para Hills	Payneham Oval	Nov-10
28*	DJ Fitzsimons	Golden Grove	Wellington Oval	Feb-13
28	SS Rahaley	Payneham Dukes	Payneham Oval	Dec-14
27r	CA Leddicoat	Payneham Red	Payneham Oval	Nov-13
27	TK Matsis	Payneham Dukes	Payneham Oval	Nov-13

Note that it is a requirement of the Under 13 20/20 competition that batsmen retire at the end of the over in which they score 20 and may only return if every other player (except one) is out. This limits the potential for scores much in excess of 20.

**BEST PARTNERSHIPS**

Wkt	Score	Batsmen	Opposition	Date
1	72	[ GB Finnemann TAS Perrotta [ AF Iuliano, JW Nemcic, LM Durdin, AF ZAffino	Modbury	Nov-11
2	57	[ J Fienemann DJ Fitzsimons [ HC Bessell, LO Evans, HN Edmonds, A Dipaolo	Eastern Suburbs	Feb-13
3	57	[ ME George NLD Santillo [ CA Leddicoat, SD Burgess, SW Lucas	Payneham Blue	Dec-14
4	45	HR Gupta SL Fernando	Para Hills	Nov-10
5	36	[ LR Britten-Jones AF Zaffino [ AF Zaffino BA Turner	Pooraka	Nov-10
6	32	[ NM Miliner TJ Dutton [ TJ Dutton AD Meda [ AD Meda EJ Hemingway	Pooraka Blue	Dec-17
7	53	[ SS Dolphin CA Leddicoat [ SS Dolphin OJ Tierney	Payneham Red	Nov-13
8	51	[ NU Titus CA Leddicoat [ NU Titus ME George	Payneham Knights	Nov-14
9	18*	NU Titus CA Leddicoat	Payneham Knights	Nov-14
10	4*	SS Dolphin SW Lucas	Payneham Red	Nov-13

**BOWLING**

**LEADING WICKET TAKERS**

Wkts	Name	Overs	Mdn	Runs	BBI	3wl	E/R *	S/R	Ave
13	SS Dolphin	15	3	42	4--4	1	2.80	6.92	3.23
9	OP Petrohilos	12	2	35	4--9	1	2.92	8.00	3.89
6	JR Sims	4	0	6	4--4	1	1.50	4.00	1.00
5	ZB Santillo	10	2	52	2--23		5.20	12.00	10.40
5	T Rahui	10	5	4	2--6		4.40	12.00	8.80
4	TC Wagner	9	1	22	3--5	1	2.44	13.50	5.50
4	A Kumar	5	1	21	2--4		4.20	7.50	5.25
4	SL Fernando	6	2	10	3--0	1	1.67	9.00	2.50
4	PFG Thomas	8	0	34	2--5		4.25	12.00	8.50
4	and others								

\* Economy Rate – Runs/Over

**BEST ECONOMY RATE \*** (minimum 10 wkts)

Ave	Name	Wkts	Mtchs
2.80	SS Dolphin	13	7

**BEST BOWLING in INNINGS**

BBI	Name	Versus	Date
4--4	SS Dolphin	Payneham Kghts	Nov-14
4--4	JR Sims	Payneham Dukes	Dec-14
4--9	OP Petrohilos	Para Hills	Nov-10
3--0	SL Fernando	Modbury	Feb-11
3--3	SS Dolphin	Modbury	Feb-15
3--5	TC Wagner	Payneham Kghts	Oct-09
3--7	A Weerasinghe	Hope Valley	Jan-17
2--0	JX Ianniello	Payneham Dukes	Dec-15
2--0	JC Stodden	Gaza	Dec-16
2--1	JN Slivak	Payneham Duke	Nov-15

**BEST STRIKE RATE** (minimum 10 wkts)

Rate	Name	Wkts	Mtchs
6.92	SS Dolphin	13	7

**3 WICKETS IN INNINGS (CAREER)**

3wl	Name
2	SS Dolphin
1	TC Wagner
1	OP Petrohilos
1	SL Fernando
1	JR Sims
1	A Weerasinghe



# Under 12 & Under 11 XI's Regular Competition



NORTH EAST JUNIOR CRICKET ASSOCIATION  
TWO DAY COMPETITION  
40 (6 ball) – MCC RULES(modified)

PLAYED: 2 Sundays(a.m.) ...October-March  
COMMENCED: Season 2004/05  
LAST PLAYED: Continuing

Cricket Club

AGAINST WOODVILLE CRICKET CLUB PLAYED AT BRIGHTON OVAL DATE MARCH 18<sup>th</sup> 20<sup>th</sup> 1944

PAYNEHAM CLUB MATCH RESULT Payneham won by 26 runs 1st innings UMPIRES E. J. GRIFFITHS & G. J. RUXTON

BATSMAN	CLUB	RUNS SCORED	HOW OUT	BOWLERS	TOTALS
<u>MORSEY, R.W.</u>	<u>1142</u>		<u>CS. BUSBRIDGE, J.</u>	<u>INGUS, A.</u>	<u>0.</u>
<u>BEAR, F.G.</u>			<u>BOWLED</u>	<u>INGUS, A.</u>	<u>8.</u>
<u>LOOKER, D.S.</u>			<u>CS. NORMAN, E.</u>	<u>WRIGHT, H.</u>	<u>40.</u>
<u>DUKE, K.J.</u>			<u>BOWLED</u>	<u>HARRISON, A.</u>	<u>161.</u>
			<u>BOWLED</u>	<u>WRIGHT, H.</u>	<u>9.</u>
			<u>CS. BUSBRIDGE, J.</u>	<u>Box P.</u>	<u>162.</u>
				<u>Box P.</u>	<u>0.</u>



**TEAM**

**GRADES CONTESTED** (all competition in NEJCA)

Season	Team	Grade	Team	Grade
2004/05	U11 Dukes	<i>U11</i>	U11 Red	<i>U11</i>
	U11 Blue	<i>U11</i>		
2005/06	U11 Dukes	<i>U11 North</i>	U11 Knights	<i>U11 East</i>
	U11 Blue	<i>U11 North</i>	U11 White	<i>U11 East</i>
	U11 Red	<i>U11 North</i>		
2006/07	U11 Blue	<i>U11 East</i>		
	U11 Red	<i>U11 East</i>		
2007/08	U11 Blue	<i>U11 North</i>		
	U11 Red	<i>U11 East</i>		
2008/09	U11 Dukes	<i>U11 East</i>	U11 Red	<i>U11 East</i>
	U11 Blue	<i>U11 North</i>	U11 Knights	<i>U11 North</i>
2008/09	U11 Dukes	<i>U11 East</i>	U11 Red	<i>U11 East</i>
	U11 Blue	<i>U11 North</i>	U11 Knights	<i>U11 North</i>
2009/10	U11 Dukes	<i>U11 North</i>	U11 Red	<i>U11 East</i>
	U11 Blue	<i>U11 North</i>	U11 Knights	<i>U11 East</i>
2010/11	U11 Dukes	<i>U11 East</i>	U11 Knights	<i>U11 North</i>
	U11 Red	<i>U11 East</i>		
2011/12	U11 Dukes	<i>U11 North</i>	U11 Red	<i>U11 East</i>
	U11 Blue	<i>U11 North</i>	U11 Knights	<i>U11 East</i>
2012/13	U11 Dukes	<i>U11 North</i>	U11 Knights	<i>U11 East</i>
	U11 Blue	<i>U11 East</i>		

Season	Team	Grade #	Zone *
2013/14	U11 Dukes	<i>U11 Red</i>	<i>Zone 2</i>
	U11 Knights	<i>U11 Red</i>	<i>Zone 1</i>
	U11 Blue	<i>U11 White</i>	<i>Zone 3</i>
2014/15	U11 Dukes	<i>U11 Blue</i>	<i>Zone 2</i>
	U11 Knights	<i>U11 Blue</i>	<i>Zone 3</i>
	U11 Blue	<i>U11 Blue</i>	<i>Zone 1</i>
2015/16	U11 Dukes	<i>U11 Red</i>	<i>Zone 1</i>
	U11 Knights	<i>U11 White</i>	<i>Zone 2</i>
	U11 Blue	<i>U11 Blue</i>	<i>Zone 3</i>
2016/17	U11 Dukes	<i>U11 Red</i>	<i>Zone 1</i>
	U11 Knights	<i>U11 White</i>	<i>Zone 3</i>
2017/18	U12 Dukes	<i>Div.1</i>	<i>Grading Division 1</i>
	U12 Knights	<i>Div.3</i>	<i>Grading Division 2</i>
2018/19	U12 Dukes	<i>Div.2</i>	<i>Grading Division 1</i>
	U12 Knights	<i>Div.2</i>	<i>Grading Division 3</i>

\* Four preliminary rounds played in Zones/Grading Divisions to establish Grading  
 # Ranking of grades Red, Blue, White

**CAPTAINS**

Permanent captains are not appointed in Sub Junior grades

**HIGHEST INNINGS TOTAL**

Score	versus	Team	Date
* 8--328	Walkerville	U11 Red	Feb-12
297	Hope Valley	U11 Duke	Nov-12
6--281	Modbury Brown	U11 Duke	Feb-13
* 7-279	Athelstone	U11 Kght	Feb-12
8--261	Payneham Dukes	U11 Blue	Feb-10
5--260	Modbury Blue	U11 Blue	Feb-10
9--243	Gaza	U11 Duke	Feb-06
5--233	Gaza	U11 Blue	Nov-06
9--225	Walkerville	U11 Duke	Feb-13
4--216	Hope Valley	U11 Kght	Nov-09

\* same round

**LOWEST COMPLETED INNINGS TOTAL**

Score	versus	Team	Date
20	Pooraka	U12 Duke	Oct-18
35	Golden Grove	U11 Red	Mar-11
40	Payneham Dukes	U11 Blue	Feb-06
40	Eastern Suburbs	U11 Blue	Nov-13
40	Eastern Suburbs	U11 Duke	Jan-16
43	Gaza	U11 Red	Oct-08
43	Walkerville	U11 Red	Jan-08
44	Eastern Suburbs Hydras	U11 Red	Jan-07
45	Walkerville Lions	U11 Duke	Nov-16
45	Payneham Blue	U11 Duke	Jan-15

**HIGHEST INNINGS TOTAL AGAINST**

Score	by	Team	Date
8--261	Payneham Blue	U11 Duke	Feb-10
220	Modbury Gold	U11 Blue	Feb-05
214	Walkerville Green	U11 Red	Feb-12
9--212	Walkerville Blue	U11 Kght	Dec-13
7--205	Modbury Gold	U11 Duke	Mar-05
6--193	Walkerville White	U11 Blue	Feb-08
9--192	Modbury Gold	U11 Duke	Nov-08
2--191	Eastern Suburbs	U11 Kght	Nov-215
9--187	Hope Valley	U11 Red	Dec-09
3--185	Glenunga White	U11 Kght	Nov-16

**LOWEST COMPLETED INNINGS TOTAL AGAINST**

Score	by	Team	Date
12	Gepps Cross	U11 Kght	Feb-09
15	Kilburn	U11 Blue	Oct-08
18	Modbury Brown	U11 Blue	Jan-10
21	Walkerville White	U11 Kght	Jan-09
25	Hectorville	U11 Kght	Oct-08
27	Gepps Cross	U11 Blue	Jan-09
34	Modbury Brown	U11 Duke	Jan-05
39	Gaza	U11 Duke	Feb-06
39	Eastern Suburbs	g.f. U11Duke	Mar-13
40	Walkerville White	U11 Whte	Nov-05

**GRAND FINALS**

Result	Team	Versus	Season
lost	U11 Dukes	Modbury	2004-05
won	U11 Dukes	Payneham Blue	2005-06
won	U11 Knights	Gaza	2005-06
lost	U11 Blue	Payneham Dukes	2005-06
won	U11 Blue	Walkerville White	2006-07
++ won	U11 Blue	Walkerville Blue	2007-08
won	U11 Dukes	Eastern Suburbs	2008-09
** won	U11 Blue	Eastern Suburbs	2009-10
won	U11 Knights	Walkerville	2009-10
won	U11 Knights	Eastern Suburbs	2010-11
won	U11 Dukes	Gepps Cross	2011-12
lost	U11 Knights	Eastern Suburbs	2011-12
won	U11 Dukes	Eastern Suburbs	2012-13
lost	U11 Knights	Walkerville	2012-13
won	U11 Knights	Hope Valley	2014-15
won	U11 Blue	Hope Valley	2015-16

++ 2007/08 drawn - both days of this grand final were abandoned because of excessive heat - won

\*\* 2009/10 drawn (2nd day rain) - won  
Results awarded on table positions

**MOST APPEARANCES**

Mch	Name
36	TJ Stevenson
35	CS Heffernan
35	HT Woods
34	ZS Herbert
33	TL Harslett
33	JE Koster
33	LM Thoday
32	HB Matthias
31	JK Bishop
31	TJ Turnbull
30	PFG Thomas
30	CM Towers
30	MOS Scott
30	CS Young
29	MM Edwards (Miss)
29	JCA Saunders

**BATTING**

**LEADING RUNSCORERS**

Runs	Name	Mch	Inn	N O	H S	50s	30s	Ave
405	RJ Macdonald	26	26	9	51*	1	4	23.82
388	CA Leddicoat	22	21	14	42*		4	55.43
360	SS Rahaley	12	12	9	70*	1	4	120.00
332	JE Koster	33	33	17	22*			20.75
328	JR Sims	27	27	12	47*		3	21.87
315	TW Van der Jeugd	18	19	10	43*		5	35.00
302	LP Glynn	19	19	12	55*	1	3	43.14
297	JCA Saunders	29	30	16	34		1	21.21
293	SR Challa (Suhas)	27	26	14	44*		2	24.42
287	SS Barnett	20	20	11	36*		3	31.89

**HIGHEST SCORES**

HS	Name	Versus	Venue	Date
70*	SS Rahaley	Walkerville Blue	Barton East	Dec-13
59*	SJ Ziesing	Hope Valley	St Pauls Col	Nov-05
57*	AC Barrington	Modbury Brown	Banksia Park P S	Dec-05
55*	LP Glynn	Eastern Suburbs Bailisks	Devitt Oval	Feb-07
51*	RJ Macdonald	Golden Grove White	Golden Grove H S	Feb-19
49*	RJ Macdonald	Walkerville Lions	Devitt Oval	Oct-18
49*	HO Carter	Walerville Leopards	Barton Tce West	Oct-18
47*	JR Sims	Walkerville Blue	St Dominics C S	Mar-14
45*	EW Sims	Walkerville Green	Blackfriars Priory S	Feb-12
44*	H Viney	Modbury Gold	Park 10 - 1	Mar-05
44*	SR Challa	Golden Grove White	Golden Grove H S	Feb-19
43*	WM Mead	Eastern Suburbs	Marryatville PS	Nov-06
43*	LP Glynn	Gaza	Klemzig Oval	Nov-06

Note that it is a requirement of the Under 11 competition that batsmen retire at the end of the over in which they score 40 and may only return if every other player (except one) is out. Batsmen in the under 12 competition are limited to a set number of balls faced. In both cases this severely limits the maximum an individual batsman can score.

**BEST PARTNERSHIPS**

Partnerships are not recorded in Under 12/11 competition because of the copious retirements

**HIGHEST AVERAGE** (minimum 100 runs)

Ave	Name	Runs
199.0	M Gabrielli	199
126.0	LO Evans	252
120.0	SS Rahaley	360
64.25	WA Montgomery	257
59.50	HR Gupta	119
57.50	JEJ Freer	115
55.43	CA Leddicoat	388
51.00	TC Wagner	153
51.00	CG Holmes	102
50.50	RM North	101

**HIGHEST SEASON AGGREGATE**

Runs	Name	Season
360	SS Rahaley	2013/4
311	RJ Macdonald	2018/9
250	LP Glynn	2006/7
246	SR Challa (Suhas)	2018/9
201	CA Leddicoat	2012/3
200	A Zorzi	2018/9
199	M Gabrielli	2009/10
198	TW Van Der Jeugd	2011/2
197	PM Crase	2006/7
183	LD Clark	2004/5

**MULTIPLE 30's**

No	Name
5	TW Van Der Jeugd
5	RJ Macdonald
5	SS Rahaley
4	CA Leddicoat
4	LP Glynn
3	H Viney
3	M Gabrielli
3	SS Barnett
3	JT Spence
3	JF Morris
3	M George
3	RY Dias
3	and others

**HIGHEST SEASON AVERAGE** (minimum 5 innings)

Ave	Name	Season
250.0	LP Glynn	2006/7
199.0	M Gabrielli	2009/10
161.0	WA Montgomery	2011/2
160.0	JJ Thomas	2104/5
121.0	AM Grindall	2007/8
120.0	SS Rahaley	2013/4
99.00	TW Van Der Jeugd	2011/2
67.00	CA Leddicoat	2012/3
66.00	SC Scrimgour	2012/3
61.00	AE Marateo	2005/6
60.00	K Laddipeeria	2014/5
59.50	HR Gupta	2008/9
57.50	JEJ Freer	2009/10

**BOWLING**

Wkts	Name	Overs	Mdn	Runs	BBI	4wl	E/R	S/R	Ave
33	JE Koster	94	17	198	3-5		35.11	21.69	7.62
25	AD Warnakulasuriya	69.2	12	161	4-3	1	38.70	16.64	6.44
23	ZS Herbert	107.2	11	229	3-4		52.48	28.00	14.70
22	LM Thoday	91.5	14	229	3-9		41.56	25.05	10.41
22	RY Dias	59	9	171	3-1		48.31	16.09	7.77
21	CM Towers	94.5	16	206	2-4		36.20	27.10	9.81
20	DT Halsall	73.4	24	147	4-11	1	33.26	22.10	7.35
20	CJ Harrod	59	19	100	4-3	1	28.25	17.0	5.00
20	JJ Thomas	63	16	112	3-6		29.63	18.90	5.60
19	RE Tsouflidis	57	14	137	5-5	1	40.06	18.00	7.21

**BEST AVERAGE** (minimum 10 wkts)

Ave	Name	Wkts	Mtchs
3.00	CK Newman	13	11
3.26	OC Ellicott	19	20
3.46	A Calabrese	13	9
3.55	SS Rahaley	11	12
3.75	WA Montgomery	16	17
3.80	KC Kacker	10	9
4.20	HPF Tynan	10	9
4.50	TS Matthews	10	11
4.53	RJ Husler	19	20
4.60	JP Gugliotta	10	9

**BEST BOWLING in INNINGS**

BBI	Name	Versus	Date
5-0	SS Rahalay	Walkerville	Jan-14
5-4	HJC Doyle	Gaza	Nov-05
5-5	AC Barrington	Modbury Brown	Dec-05
5-5	RE Tsouflidis	Walkerville	Nov-05
5-10	V Jayachakaran	Gepps Cross	Jan-17
5-15	HN Jarman	Modbury Gold	Feb-05
4-0	TJ Braggs	Ingle Farm	Mar-06
4-0	OC Ellicott	Eastern Suburbs	Nov-14
4-2	DJ Ryan	Walkerville	Jan-08
4-2	TJ Walls	Hectorville	Oct-13

**BEST ECONOMY RATE** (minimum 10 wkts)

Rate	Name	Wkts	Mtchs
15.85	CK Newman	13	11
17.65	WA Montgomery	16	17
21.31	SS Rahaley	11	12
21.43	TS Matthews	11	10
22.14	OC Ellicott	19	20
22.42	DJ Fitzsimons	12	20
23.30	CA Leddicoat	12	22
23.64	BS Stevens	13	20
24.06	A Calabrese	13	9
24.21	LP Glynn	11	19

**BEST STRIKE RATE** (minimum 10 wkts)

Rate	Name	Wkts	Mtchs
13.20	HPF Tynan	10	9
13.80	JP Gugliotta	10	9
14.31	MC Carruthers	13	11
14.38	A Calabrese	13	9
14.40	KC Kacker	10	9
14.74	OC Ellicott	19	20
15.00	CG Holmes	10	10
15.00	JC Subramanian	10	10
15.91	DM Gilbert	11	9
16.09	RY Dias	22	16

**HAT TRICKS**

Name	Team	Date
AC Barrington	U11 Knights	Dec-05
HJC Doyle	U11 Dukes	Nov-05
RY Dias	U11 Knights	Dec-12
OC Ellicott	U11Blue	Dec-14

**SPECIAL PERFORMANCE** 5 wickets in 6 balls

Name	Date
AC Barrington	Dec-05

**HIGHEST SEASON AGGREGATE**

Wkts	Name	Season
17	CJ Harrod	2009/10
17	AD Warnakulasuriya	2013/4
15	RY Dias	2012/3
14	KL Boyd	2018/9
13	CK Newman	2008/9
13	A Calabrese	2010/1
13	MC Carruthers	2012/3
12	OC Ellicott	2014/5
12	JE Koster	2015/6
12	J Selvanayagam	2016/7
12	and others	

**BEST SEASON AVERAGE (min. 7 wkts)**

Ave	Name	Season
2.65	CJ Harrod	2009/10
3.00	CK Newman	2008/9
3.17	OC Ellicott	2014/5
3.30	RJ Husler	2009/10
3.33	DJ Fitzsimons	2010/1
3.43	OC Ellicott	2015/6
3.44	WA Montgomery	2011/2
3.46	A Calabrese	2010/1
3.55	SS Rahaley	2013/4
3.71	HJC Doyle	2005/6
3.80	KC Kacker	2005/6

**BEST SEASON STRIKE RATE (min. 7 wkts)**

Rate	Name	Season
10.94	CJ Harrod	2009/10
12.53	AD Warnakulasuriya	2013/4
13.20	HPF Tynan	2005/6
13.20	RY Dias	2012/3
13.80	JP Gugliotta	2005/6
14.31	MC Carruthers	2012/3
14.38	A Calabrese	2010/1
14.40	KC Kacker	2005/6
14.57	HJC Doyle	2005/6
15.00	CG Holmes	2005/6

**BEST SEASON ECONOMY RATE (min. 7 wkts)**

Rate	Name	Season
15.85	CK Newman	2008/9
16.13	DJ Fitzsimons	2010/1
16.67	HRG Landers	2004/5
16.85	WA Montgomery	2011/2
17.20	LP Glynn	2006/7
17.39	OC Ellicott	2015/6
17.95	ME George	2011/2
18.59	WA Montgomery	2010/1
19.90	NLD Santillo	2012/3
21.31	SS Rahaley	2013/4

**4 WICKETS IN INNINGS (CAREER)**

4wl	Name
1	AC Barrington
1	NA Booth
1	TJ Braggs
1	HJC Doyle
1	HN Jarman
1	RE Tsouflidis
1	HPF Tynan
1	DT Halsall
1	DJ Ryan
1	CJ Harrod
1	A Calabrese
1	GJ Connolly
	and others

**4 WICKETS IN INNINGS (SEASON)**

4wl	Name	Season
1	AC Barrington	2005/6
1	NA Booth	2005/6
1	TJ Braggs	2005/6
1	HJC Doyle	2005/6
1	HN Jarman	2004/5
1	RE Tsouflidis	2005/6
1	HPF Tynan	2005/6
1	DT Halsall	2007/8
1	DJ Ryan	2007/8
1	CJ Harrod	2009/10
1	A Calabrese	2010/1
1	GJ Connolly	2010/1
	and others	



# Under 12 & Under 11 XI's 20/20 Cup Competition



**NORTH EAST JUNIOR CRICKET ASSOCIATION  
20/20 CUP COMPETITION  
20 OVERS – NEJCA RULES**

**PLAYED:** Evenings as required  
**COMMENCED:** Season 2012/13  
**LAST PLAYED:** Continuing

Cricket Club

DATE MARCH 18<sup>th</sup> 20<sup>th</sup> 1997

AGAINST	CLUB	CRICKET CLUB	PLAYED AT	UMPIRES	HOW OUT	BOWLERS	TOTALS
WOODVILLE	PAYNEHAM	PAYNEHAM	BRIGHTON	E. J. GRIFFITHS & G. J. RUKTON	CS. BUSBRIDGE, J.	INGUS. A.	0.
					BOWLED	INGUS. A.	8.
					CS. NORMAN. E.	WRIGHT. H.	40.
					BOWLED	HARRISON. A.	161.
					BOWLED.	WRIGHT. H.	9.
					CS. BUSBRIDGE. J.	Box P.	142.
						Box P.	0.

BATSMAN

MORBAY. R.W.

BEAG. F.G.

LOOKER. D.S.

DUKE. K.J.



**20/20 U12/11**

**TEAM**

**GRADES CONTESTED**

Season	Teams			Grade	Asscn
2012/13 --2015/16	U11 Dukes	U11 Blue	U11 Knights	U11 20/20	NEJCA
2016/17	U11 Dukes	U11 Knights		U11 20/20	NEJCA
2017-18	No team qualified				
2018-19	U11 Dukes	U11 Knights		U12 20/20	NEJCA

**HIGHEST INNINGS TOTAL**

Score	versus	Team	Date
3--100	Modbury	U11 Duke	Feb-17
3--96	Payneham Knights	U12 Duke	Dec-18
6--96	Gepps Cross	U11 Duke	Dec-16
5--95	Payneham Blue	U11 Duke	Nov-13
3--90	Eastern Suburbs	U11 Kght	Nov-13
4--87	Walkerville Pumas	U12 Kght	Jan-19
7--83	Glenunga	g.f. U11 Duke	Mar-17
1--81	Eastern Suburbs	g.f. U11 Duke	Feb-13
+ 5--81	Payneham Blue	U11 Duke	Dec-15
3--76	Para Hills	U12 Duke	Jan-19

**LOWEST 20 OVER INNINGS TOTAL**

Score	versus	Team	Date
20	Pooraka	U12 Duke	Oct-18
38	Payneham Dukes	U11 Blue	Nov-12
43	Modbury	U11 Kght	Feb-17
52	Payneham Dukes	U11 Kght	Nov-15
69	Athelstone	U11 Kght	Feb-17

**HIGHEST INNINGS TOTAL AGAINST**

Score	by	Team	Date
7--97	Eastern Suburbs	U11 Duke	Nov-13
3--96	Payneham Dukes	U12 Kght	Dec-18
5--95	Payneham Dukes	U11 Blue	Nov-13
7--95	Eastern Suburbs White	U12 Kght	Oct-18
3--92	Eastern Suburbs	U11 Kght	Nov-13
3--88	Athelstone	U11 Kght	Feb-17
5--85	Gepps Cross	U11 Duke	Dec-16
4--84	Glenunga	g.f. U11 Duke	Mar-17
+ 5--81	Payneham Dukes	U11 Blue	Dec-15
6--80	Eastern Suburbs	g.f. U11 Duke	Feb-13

**LOWEST 20 OVER (or All Out) TOTAL AGAINST**

Score	by	Team	Date
11	Modbury	U11 Duke	Feb-17
38	Payneham Blue	U11Duke	Nov-12
52	Payneham Knights	U11 Duke	Nov-15

The NEJCA Under 11 20/20 competition is a knock out event for all teams, and to avoid a dominance of one club in the final rounds, it is the practice to program the early rounds with teams of the same club playing one another. It is this competition format that leads to so many listings above, being in matches of Payneham vs Payneham

**GRAND FINALS**

Result	Team	Versus	Season
won	U11Dukes	Eastern Districts	2012-13
lost	U11Dukes	Eastern Districts	2014-15
lost	U11Dukes	Glenunga	2016/17

**MOST APPEARANCES**

Mch	Name
8	TL Harslett
7	LM Thoday
7	JE Koster
7	HT Matthias
7	SJ Vasilunas
7	HT Woods
6	CS Heffernan
6	and others

**BATTING**

**LEADING RUNSCORERS**

Runs	Name	Mch	Inn	N O	H S	30s	20s	Ave
85	TJ Turnbull	6	6	4	27*	2		42.50
73	HT Woods	7	6	5	25*	2		73.00
47	JE Koster	7	7	3	14			11.75
47	RJ Macdonald	6	6	2	18			11.75
39	A Goddard	4	4	2	20*	1		19.50
38	N Miller	5	5	2	13*			12.67
38	A Zorzi	3	3	2	28*	1		38.00
36	TJ Walls	3	3	2	22*	1		36.00
33	JR Sims	5	5	2	17			11.00
32	J Boundris	3	3	3	16*			----

**HIGHEST SCORES**

HS	Name	Versus	Venue	Date
28*	A Zorzi	Walkerville Pumas	Leroy Oval	Jan-19
27*	TJ Turnbull	Glenunga	g.f. Margaret Bond P F	Mar-17
25*	HT Woods	Gepps Cross	Duncan Fraser 2	Dec-16
23*	HT Woods	Glenunga	g.f. Margaret Bond P F	Mar-17
22*	TJ Walls	Payneham Blue	Victoria Park RC	Jan-15
21*	FH Packer	Eastern Suburbs	Wellington Oval	Nov-13
21*	TJ Turnbull	Gepps Cross	Duncan Fraser 2	Dec-16
21*	CG Joyce	Brahma Lodge	Brahma Lodge Oval	Nov-18
20*	A Goddard	Payneham Blue	Payneham Oval	Nov-13
20*	SS Rahaley	Eastern Suburbs	Wellington Oval	Nov-13

Note that it is a requirement of the Under 11-12 20/20 competitions that batsmen retire at the end of the over in which they score 20 and may only return if every other player (except one) is out. This limits the potential for scores much in excess of 20.

**BOWLING**

Wkts	Name	Overs	Mdn	Runs	BBI	3wl	E/R *	S/R	Ave
9	JE Koster	15	5	25	2--0		1.67	10.00	2.78
7	ND Rice	8	1	19	3--1	1	2.37	6.86	2.71
5	SJ Vasilunas	11	0	29	2--5		2.64	13.20	5.80
4	SD Burgess	8	1	31	2--2		3.87	12.00	7.75
4	SS Dolphin	8	1	18	3--7	1	2.25	12.00	4.50
4	HT Matthias	15	4	43	1--0		2.87	22.50	10.75
4	TJ Dutton	6	1	17	2--8		2.83	9.00	4.25
3	MC Carruthers	8	0	35	2--9		4.38	16.00	11.67
3	CA Leddicoat	6	1	19	2--12		3.17	12.00	6.33
3	JE Thoday	5	1	8	3--1	1	1.60	10.00	2.67

\* Economy Rate – Runs/Over

**BEST ECONOMY RATE \*** (minimum 10 wkts)

Ave	Name	Wkts	Mtchs

**BEST BOWLING in INNINGS**

BBI	Name	Versus	Date
3--1	JE Thoday	Payneham Dukes	Feb-13
3--1	ND Rice	Payneham Knights	Dec-18
3--6	CE Atkins	Payneham Blue	Dec-15
3--7	SS Dolphin	Walkerville Blue	Feb-13
2--0	JH Packer	Payneham Blue	Nov-12
2--0	JE Koster	Modbury	Feb-17
2--1	JE Koster	Walkerville	Feb-17
2--2	SD Burgess	Walkerville Blue	Feb-13
2--2	HW Burgess	Payneham Blue	Jan-15
2--2	TJ Turnbull	Walkerville	Mar-17

**BEST STRIKE RATE** (minimum 10 wkts)

Rate	Name	Wkts	Mtchs

**3 WICKETS IN INNINGS (CAREER)**

3wl	Name
1	JE Thoday
1	SS Dolphin
1	CE Atkins
1	ND Rice

# Under 9XI's Regular Competition



NORTH EAST JUNIOR CRICKET ASSOCIATION  
TWO DAY COMPETITION 30(6 ball) OVERS –  
MCC RULES (modified)

PLAYED: 2 Sundays(a.m.) ... October-March  
COMMENCED: Season 2007/08  
LAST PLAYED: Continuing

Cricket Club

DATE MARCH 13<sup>th</sup> 20<sup>th</sup> 1997

AGAINST	CRICKET CLUB	PLAYED AT	UMPIRES	HOW OUT	HOW OUT	TOTALS
WOODVILLE	PAYNEHAM	BRIGHTON	E. J. GRIFFITHS & G. J. RUKTON	CS. BUSBRIDGE. J.	INGUS. A.	0.
				BOWLED	INGUS. A.	8.
				CS. NORMAN. G.	WRIGHT. H.	40.
				BOWLED	HARRISON. A.	161.
				BOWLED	WRIGHT. H.	91.
				CS. BUSBRIDGE. J.	Box P.	142.
					Box P.	0.

BATS MAN

WJORBSEY. R.W.

BEAR. F.G.

LOOKER. D.S.

DUKE. K.J.



**TEAM**

**GRADES CONTESTED**

Season	Team	Grade	Asscn
2007/08 >> 2010/11	U9 Blue	U9	NEJCA
	U9 Red	U9	NEJCA
2011/12	Under 9	U9	NEJCA
2012/13 >> 2014/15	U9 Blue	U9	NEJCA
	U9 Red	U9	NEJCA
2015/16 >> 2017/17	Under 9	U9	NEJCA

**CAPTAINS**

Permanent captains are not appointed in Under 9 grades

**HIGHEST INNINGS TOTAL**

Score	versus	Team	Date
2--236	Athelstone	Under 9	Feb-16
4--196	Walkerville	U9 Blue	Nov-08
7--188	Brahma Lodge	Under 9	Feb-16
3--167	Hope Valley	U9 Red	Mar-15
5--161	Athelstone	U9 Red	Nov-13
5--156	Eastern Districts	U9 Blue	Nov-12
7--151	Hope Valley	U9 Blue	Feb-08
3--147	Hope Valley	U9 Red	Nov-10
4--145	Brahma Lodge	Under 9	Nov-11
4--142	Pooraka	U9 Blue	Mar-15

**LOWEST COMPLETED INNINGS TOTAL**

Score	versus	Team	Date
38	Payneham Blue	U9 Red	Dec-07
38	Ingle Farm	U9 Red	Jan-13
41	Hope Valley	U9 Red	Feb-13
42	Payneham Blue	U9 Red	Feb-10
52	Eastern Suburbs	U9 Red	Feb-10
56	Walkerville	U9 Red	Nov-08
60	Eastern Suburbs	U9 Red	Feb-09
60	Hope Valley	U9 Red	Jan-15
75	Hope Valley	U9 Red	Oct-07
87	Hope Valley	U9 Red	Oct-12

**HIGHEST INNINGS TOTAL AGAINST**

Score	by	Team	Date
5--189	Glenunga Blue	Under 9	Jan-16
3--164	Walkerville White	U9 Red	Feb-10
2--160	Modbury	U9 Red	Feb-08
3--155	Eastern Suburbs	U9 Red	Feb-08
4--145	Eastern Suburbs	U9 Red	Oct-12
4--141	Walkerville Blue	U9 Red	Feb-09
7--138	Hope Valley	U9 Red	Feb-13
7--138	Eastern Suburbs	U9 Red	Feb-13
0--136	Eastern Suburbs	U9 Red	Nov-13
2--133	Gaza	U9 Red	Feb-14

**LOWEST COMPLETED INNINGS TOTAL AGAINST**

Score	by	Team	Date
30	Athelstone	U9 Blue	Oct-13
38	Payneham Red	U9 Blue	Dec-07
42	Payneham Red	U9 Blue	Feb-10
48	Ingle Farm	U9 Blue	Oct-12
60	Hope Valley	U9 Blue	Feb-08
63	Pooraka	U9 Blue	Mar015
68	Athelstone	U9 Blue	Nov-14
70	Golden Grove	Under 9	Jan-16
72	Payneham Red	U9 Blue	Dec-14
79	Walkerville Red	U9 Blue	Feb-14

**GRAND FINALS**

No Finals are played in the NEJCA Under 9 competition

**MOST APPEARANCES**

Mch	Name
29	TW Van Der Jeugd
28	KK McCarey
24	MJ Wagner
22	CJ Davidson
22	BM Pathirana
22	GJ Connolly
21	LO Evans
21	CA Richards
21	JW McWhirter
21	HT Woods

## BATTING

### LEADING RUNSCORERS

Runs	Name	Mch	Inn	N O	H S	40s	20s	Ave
214	LO Evans	21	21	16	32*		2	42.80
208	TW Van Der Jeugd	29	29	18	18*			18.91
171	JT Spence	12	11	9	34*		4	85.50
165	RJ Macdonald	20	19	14	23*		2	33.00
156	GJ Connolly	22	21	14	22*		2	22.29
121	FC Scrimgeour	19	18	10	14*			15.13
113	SN Vartuli	9	9	7	25*		2	56.50
110	J Selvanayagam	20	18	15	22*		1	36.67
104	CA Richards	21	20	8	16*			8.67
103	A Iannunzio	15	14	7	21*		1	14.71

### HIGHEST SCORES

HS	Name	Versus	Venue	Date
34*	JT Spence	Eastern Suburbs	Marryatville P S	Dec-08
32*	LO Evans	Walkerville	Park 3	Nov-08
26*	JPC Cleggett	Hope Valley	St Pauls Col P S Hw	Nov-07
26*	HD Towers	Eastern Suburbs	Marryatville H S	Nov-12
26*	FH Packer	Ingle Farm	Wellington Oval	Feb-13
25*	MDT Kirby	Walkerville	Park 3	Nov-08
25*	JT Spence	Modbury Gold	Marryatville P S	Feb-09
25*	JT Spence	Payneham Blue	Marryatville P S	Feb-09
25*	SN Vartuli	Walkerville	Marryatville P S	Feb-14
24*	JT Spence	Modbury Blue	Charles Campbell S S	Mar-09

Note that it is a requirement of the Under 9 competition that batsmen retire at the end of the over in which they score 30 and may only return if every other player (except one) is out. This limits the potential for scores much in excess of 30.

### BEST PARTNERSHIPS

Partnerships are not recorded in Under 9 competition because of the copious retirements

**HIGHEST AVERAGE** (minimum 50 runs)

Ave	Name	Runs
85.50	JT Spence	171
74.00	JE Koster	74
74.00	LA Sexton	74
56.50	SN Vartuli	113
42.80	LO Evans	214
42.50	LM Szabo	85
39.00	AP Pertl	78
39.00	JJ Thomas	78
36.67	J Selvanayagam	110
33.00	RJ Macdonald	165

**HIGHEST SEASON AGGREGATE**

Runs	Name	Season
171	JT Spence	2008/9
164	LO Evans	2008/9
128	GJ Connolly	2009/10
113	SN Vartuli	2013/4
99	A Iannunzio	2013/4
95	FH Packer	2012/3
89	FC Scrimmour	2013/4
88	J Selvanayagam	2015/6
88	RJ Macdonald	2016/7
86	MDT Kirkby	2008/9

**MULTIPLE 20's**

No	Name
4	JT Spence
2	LO Evans
2	GJ Connolly
2	FH Packer
2	SN Vartuli
2	RJ Macdonald

**HIGHEST SEASON AVERAGE** (minimum 5 innings)

Ave	Name	Season
128.00	GJ Connolly	2009/10
85.50	JT Spence	2008/9
82.00	LO Evans	2008/9
74.00	JE Koster	2014/5
74.00	LA Sexton	2015/6
66.00	AD Warnakulasuriya	2011/2
65.00	TJ Turnbull	2014/5
56.50	SN Vartuli	2013/4
51.00	CJ Davidson	2009/10
48.00	RY Dias	2010/1
44.00	HWG Cranendonk	2008/9
44.00	RJ Macdonald	2016/7
39.00	JJ Thomas	2012/3



**HIGHEST SEASON AGGREGATE**

Wkts	Name	Season
12	A Zorzi	2016/7
11	TW Van Der Jeugd	2008/9
11	RDW Smith	2013/4
11	BL Edmonds	2013/4
11	LM Szabo	2014/5
10	RJ Macdonald	2016/7
9	MJ Wagner	2008/9
9	BM Pathirana	2012/3
9	MA Zappia	2012/3
8	JT Spence	2008/9

**BEST SEASON AVERAGE (min. 5 wkts)**

Ave	Name	Season
3.00	MJ Wagner	2009/10
3.00	CA Leddicoat	2010/1
3.00	RDW Smith	2013/4
3.22	MJ Wagner	2008/9
3.27	TW Van Der Jeugd	2008/9
3.45	BL Edmonds	2013/4
3.50	BM Pathirana	2013/4
4.00	GJ Connolly	2009/10
4.33	A Zorzi	2016/7
4.45	LM Szabo	2014/5

**BEST SEASON STRIKE RATE (min. 5 wkts)**

Rate	Name	Season
10.91	BL Edmonds	2013/4
11.45	RDW Smith	2013/4
12.00	BM Pathirana	2013/4
12.00	LM Szabo	2014/5
13.50	A Zorzi	2016/7
13.64	TW Van Der Jeugd	2008/9
15.33	MJ Wagner	2008/9
15.60	CA Leddicoat	2010/1
15.75	S Bedi	2008/9
16.00	JM Punay	2007/8

**BEST SEASON ECONOMY RATE (min. 5 wkts)**

Rate	Name	Season
16.67	MJ Wagner	2009/10
19.23	CA Leddicoat	2010/1
21.05	GJ Connolly	2009/10
21.10	MJ Wagner	2008/9
24.00	TW Van Der Jeugd	2008/9
25.00	MA Crisante	2008/9
25.49	MJ Bailey	2009/10
26.19	RDW Smith	2013/4
28.07	JR Vaughan	2009/10
29.17	BM Pathirana	2013/4

**3 WICKETS IN INNINGS (CAREER)**

3wl	Name
2	BM Pathirana
2	A Zorzi
1	TW Van Der Jeugd
1	CA Richards
1	JT Spence
1	S Bedi
1	JW Dean
1	WJ O'Neill
1	TS Roberts
1	JH Packer
1	FH Packer
1	RDW Smith
1	LM Szabo
1	RD Percival
1	ZS Herbert

**3 WICKETS IN INNINGS (SEASON)**

3wl	Name	Season
2	A Zorzi	2016/7
1	JW Dean	2007/8
1	WJ O'Neill	2007/8
1	CA Richards	2007/8
1	JT Spence	2008/9
1	TW Van Der Jeugd	2008/9
1	S Bedi	2008/9
1	TS Roberts	2009/10
1	JH Packer	2010/1
1	FH Packer	2012/3
1	BM Pathirana	2012/3
1	BM Pathirana	2103/4
1	RDW Smith	2103/4
1	LM Szabo	2014/5
1	A nd others	



# "School Rules" Competitions



In 2017 Cricket Australia mandated that young players should have equal opportunities when playing cricket, and established a set of rules to permit this to happen where batsman and bowlers face/bowl a fixed number of balls regardless of wickets that might fall. For the purposes of this book they are regarded as "School Rules"

## NORTH EAST JUNIOR CRICKET ASSOCIATION SCHOOL RULES - ONE DAY COMPETITION 20 OVERS

**PLAYED:** Sundays(a.m.)...October-March  
**COMMENCED:** Season 2017/18  
**LAST PLAYED:** Continuing

BATSMAN	SCORED	OUT	BOVLERS	TOTALS
MS. Bussbridge. J.		INGUS. A.	9.	0.
		INGUS. A.	8.	
		WRIGHT. H.	40.	
		HARRISON. A.	161.	
		WRIGHT. H.	9.	
		Box P.	142.	
		Box P.	0.	





# Under 10 XI's Regular Competition



NORTH EAST JUNIOR CRICKET ASSOCIATION  
TWO DAY COMPETITION  
20(6 ball) OVERS – "School Rules"

PLAYED: Sundays(a.m.)...October-March  
COMMENCED: Season 2017/18  
LAST PLAYED: Continuing

Cricket Club

DATE MARCH 18<sup>th</sup> 20<sup>th</sup> 1997

AGAINST	CRICKET CLUB	PLAYED AT	UMPIRES	HOW OUT	BOVLERS	TOTALS
WOODVILLE	PAYNEHAM	BRIGHTON	E. J. GRIFFITHS & G. J. RUKTON	CS. BUSBRIDGE. J.	INGUS. A.	0.
				BOWLED	INGUS. A.	8.
				CS. NORMAN. G.	WRIGHT. H.	40.
				BOWLED	HARRISON. A.	161.
				BOWLED	WRIGHT. H.	91.
				CS. BUSBRIDGE. J.	Box P.	142.
					Box P.	0.

BATSMAN

DORBEY. R.W.

BEAR. F.G.

LOOKER. D.S.

DUKE. K.J.



**TEAM**

**GRADES CONTESTED**

Season	Teams		Grade	Asscn
2017/18	U10 Blue	U10 Red	U10	NEJCA
2018/19	U10		U10	NEJCA

**HIGHEST INNINGS TOTAL**

Score	versus	Team	Date
4--198	Modbury	U10 Red	Mar-18
3--173	North Pines	U10 Blue	Feb-18
2--161	Golden Grove Maroon	U10 Red	Dec-17
7--158	North Pines	U10 Red	Mar-18
5--157	Hectorville	U10 Red	Dec-17
6--154	Modbury	U10 Blue	Feb-18
2--149	Glenunga Silver	U10 Red	Jan-18
1--148	Brahma Lodge	U10 Red	Feb-18
6--132	Walkerville Tigers	U10 Blue	Dec-17
2--129	Modbury Gold	U10	Nov-18

**LOWEST 20 OVER INNINGS TOTAL**

Score	versus	Team	Date
11--55	Glenunga Rockets	U10	Feb-19
10--68	Glenunga Comets	U10	Dec-18
12--71	Eastern Suburbs	U10	Nov-18
7--72	Glenunga Gold	U10 Blue	Oct-17
6--82	Hope Valley Demons	U10 Red	Nov-17
11--83	Glenunga Stars	U10	Feb--19
7--87	Walkerville Jaguars	U10	Oct-18
11-99	Walkerville Cougars	U10	Nov-18
14--100	Glenunga Red	U10 Blue	Dec-17

**HIGHEST INNINGS TOTAL AGAINST**

Score	by	Team	Date
2--177	Walkerville Lions	U10 Blue	Feb-18
8--175	Glenunga Comets	U10	Dec-18
5--162	Glenunga Red	U10 Blue	Nov-17
2--161	Walkerville Cougars	U10	Nov-18
4--153	Eastern Suburbs	U10	Nov-18
9--145	Golden Grove Maroon	U10 Blue	Mar-18
7--144	Glenunga Blue	U10 Blue	Nov-17
6--140	Walkerville Tigers	U10	Nov-18
8--136	Walkerville Panthers	U10	Jan-19
3--134	Golden Grove Maroon	U10	Oct-18

**LOWEST 20 OVER TOTAL AGAINST**

Score	by	Team	Date
6--35	Hope Valley Demons	U10 Red	Dec-17
7--48	Para Hills	U10 Red	Nov-17
14--63	Modbury	U10 Red	Mar-18
9--68	Gepps Cross	U10 Red	Nov-17
7--73	Glenunga Silver	U10 Red	Jan-18
6--73	Athelstone	U10 Blue	Jan-18
14-76	North Pines	U10 Blue	Feb-18
18--80	Hectorville	U10 Red	Dec-17
9--80	Glenunga Blue	U10 Red	Oct-17
10-83	Walkerville Pumas	U10	Nov-18

**MOST WICKETS TAKEN (in an innings)**

Wkts	by	Team	Date
18	U10 Red	Hectorville	Dec-17
14	U10 Blue	North Pines	Feb-18
14	U10 Red	Modbury	Mar-18
13	Under 10	Walkerville Leopards	Mar-19
12	U10 Red	Hope Valley Devils	Nov-17
11	U10 Red	Walkerville Jaguars	Oct-17
11	U10 Blue	Modbury	Feb-18

**MOST WICKETS LOST (in an innings)**

Wkts	by	Team	Date
14	U10 Blue	Glenunga Red	Nov-17
12	Under 10	Eastern Suburbs	Nov-18
12	Under 10	Golden Grove Maroon	Oct-18
12	Under 10	Walkerville Panthers	Jan-19
12	Under 10	Glenunga Suoernovas	Mar-19
12	Under 10	Walkerville Leopards	Mar-19
11	Under 10	Walkerville Cougars	Nov-18
11	Under 10	Glenunga Rockets	Feb-19

**BATTING**

**LEADING RUNSCORERS**

Runs	Name	Mch	Outs	HS	20s	Ave (runs/out)
229	DB McLachlan	33	18	20	1	12.72
219	MA Brdar	17	14	23	2	15.64
216	A Zorzi	14	0	34	4	----
210	HO Carter	16	7	27	3	30.00
191	AL Koster	34	17	12	0	11.24
188	D Williams	17	12	20	4	15.67
159	A Chopra	14	10	26	1	15.90
141	R Jeyakumar	17	20	13		7.05
109	B Jeyakumar	17	15	13		7.27
108	KL Boyd	16	6	16	0	18.00

**HIGHEST SCORES**

HS	Name	Versus	Venue	Date
34*	A Zorzi	Golden Grove Maroon	Marryatville P S	Dec-18
28*	D Williams	Golden Grove Maroon	Marryatville P S	Dec-18
28*	A Zorzi	Glenunga Silver	Marryatville P S	Jan-18
27*	HO Carter	Golden Grove Maroon	Marryatville P S	Dec-18
27*	D Williams	Modbury	The Heights School	Mar-18
26*	A Chopra	Walkerville Tigers	Marryatville P S	Dec-18
26*	D Williams	North Pines	North Pines #2 Oval	Mar-18
25*	A Zorzi	Modbury	The Heights School	Mar-18
24*	HO Carter	North Pines	North Pines #2 Oval	Mar-18
23*	MA Brdar	Modbury	Marryatville P S	Feb-18

Note that it is a requirement of the Under 10 competition that batsmen face a fixed number of balls between 13 & 24 depending on the number of players in the team, regardless of the number times they are 'out'

**BOWLING**

Wkts	Name	Overs	Mdn	Runs	BBI	3wl	E/R *	S/R	Ave
39	DB McLachlan	86	2	347	3--3	6	4.04	13.23	8.90
28	KL Boyd	42	7	110	5--10	2	2.62	9.00	3.93
25	AL Koster	88.3	6	393	4--8	2	4.44	21.24	15.72
21	A Zorzi	38	4	97	3--5	2	2.55	10.86	4.62
20	A Chopra	40	1	121	4--11	2	3.03	12.00	6.05
19	DG Freeman	69	0	373	2--4		5.41	21.79	19.63
19	B Jeyakumar	46	3	141	4--5	2	3.07	14.53	7.42
18	D Williams	47	5	138	3--1	2	2.94	15.67	7.67
15	R Jeyakumar	92	0	457	3--11	1	4.97	36.80	30.47
12	NN Wanigatunga	40.1	2	168	2--5		4.18	20.08	14.00

\* Economy Rate – Runs/Over

**BEST ECONOMY RATE \*** (minimum 10 wkts)

Rate	Name	Wkts	Mtchs
2.55	A Zorzi	21	14
2.62	KL Boyd	28	16
2.94	D Williams	18	17
3.03	A Chopra	20	14
3.07	B Jeyakumar	19	17
3.29	S Gamage Don	10	13
3.72	AT Launer	10	16
3.83	HO Carter	11	16
4.04	DB McLachlan	39	33
4.18	NN Wanigatunga	12	17

**BEST BOWLING in INNINGS**

BBI	Name	Versus	Date
5--10	KL Boyd	Hectorville	Dec-17
4--3	KL Boyd	Hope Valley	Dec-17
4--5	B Jeyakumar	Hope Valley	Oct-17
4--8	AL Koster	Walkerville	Mar-19
4--10	B Jeyakumar	Gepps Cross	Nov-17
4--11	A Chopra	Hope Valley	Oct-17
3--1	D Williams	Para Hills	Nov-17
3--2	D Williams	Hectorville	Dec-17
3--3	AL Koster	Glenunga	Mar-19
3--3	DB McLachlan	North Pines	Feb-18

**BEST STRIKE RATE** (minimum 10 wkts)

Rate	Name	Wkts	Mtchs
9.00	KL Boyd	28	16
10.86	A Zorzi	21	14
12.00	A Chopra	20	14
13.23	DB McLachlan	39	33
14.53	B Jeyakumar	19	17
15.67	D Williams	18	17
20.08	NN Wanigatunga	12	17
21.00	S Gamage Don	10	13
21.24	AL Koster	25	34
21.79	DG Freeman	19	32

**3 WICKETS IN INNINGS (CAREER)**

3wl	Name
6	DB McLachlan
2	B Jeyakumar
2	A Chopra
2	A Zorzi
2	D Williams
2	KL Boyd
2	AL Koster
1	CA Lilley
1	R Jeyakumar



**TEAM**

**GRADES CONTESTED**

Season	Teams	Grade	Asscn
2018/19	U14	U14	ATCA

**HIGHEST INNINGS TOTAL**

Score	versus	Team	Date
3--62	Walkerville White	Under 14	Mar-19
4--55	Goodwood	Under 14	Feb-19
7--54	Gepps X/Golden Grove	Under 14	Feb-19
0--44	Muthuhara Adelaide	Under 14	Feb-19
4--43	Marion	Under 14	Feb-19

**LOWEST 20 OVER INNINGS TOTAL**

Score	versus	Team	Date
-------	--------	------	------

**HIGHEST INNINGS TOTAL AGAINST**

Score	by	Team	Date
3--80	Gepps X/Golden Grove	Under 14	Feb-19
4--49	Walkerville White	Under 14	Mar-19
1--34	Goodwood	Under 14	Feb-19
5--28	Marion	Under 14	Feb-19
3--25	Muthuhara Adelaide	Under 14	Feb-19

**LOWEST 20 OVER TOTAL AGAINST**

Score	by	Team	Date
-------	----	------	------

--	--	--	--

--	--	--	--

**BATTING**

**LEADING RUNSCORERS**

Runs	Name	Mch	HS	20s
42	S(S) Bansal	4	15*	
30	AL Faulkner	5	15*	
25	JK Gilhotra	4	9	
22	LJ Moran	4	11*	
16	KD Aston	2	12	
13	T Dillow	5	5*	
8	A Freeman	4	4*	
8	S Kaur	1	8*	
2	AM Bui	1	2*	
	EB Von Einem	3		

**HIGHEST SCORES**

HS	Name	Versus	Venue	Date
15*	S(S) Bansal	Walkerville White	gf Payneham Oval	Mar-19
15*	AL Faulkner	Walkerville White	gf Payneham Oval	Mar-19
14*	S(S) Bansal	Muthuhara Adelaide	Payneham Oval	Feb-19
12	KD Aston	Goodwood	Park 10 No1	Feb-19
11	LJ Moran	Gepps Cross/Golden Grove	Payneham Oval	Feb-19

**BOWLING**

Wkts	Name	Overs	Mdn	Runs	BBI	3wl	E/R *	S/R	Ave
4	AL Faulkner	11	1	50	2--11		4.55	16.50	12.50
3	LJ Moran	10	3	29	2--17		2.90	20.00	9.67
2	T Dillow	10	0	27	1--4		2.70	30.00	13.50
1	A Freeman	9	0	38	1--15		4.22	54.00	38.00
1	S Kaur	2	0	8	1--8		4.00	12.00	8.00
0	S Bansal	7	0	15	0--4		2.14	----	----
0	JK Gilhotra	7	2	16	0--0		2.29	----	----
0	AM Bui	2	0	4	0--4		2.00	----	----
0	EB Von Einem	2	0	8	0--1		4.00	----	----

\* Economy Rate – Runs/Over

**BEST ECONOMY RATE \*** (minimum 10 wkts)

Rate	Name	Wkts	Mtchs

**BEST BOWLING in INNINGS**

BBI	Name	Versus	Date
2--11	AL Faulkner	vs Walkerville	Mar-19
2--17	LJ Moran	vs Gepps	Feb-19

**BEST STRIKE RATE** (minimum 10 wkts)

Rate	Name	Wkts	Mtchs

**3 WICKETS IN INNINGS (CAREER)**

3wl	Name

# 'FRIENDLY' GAMES



## 'FRIENDLY' GAMES

Includes matches at all levels played outside competitive structures against other recognised cricket clubs

Excludes internal matches and matches against social only teams (football clubs, taverns etc)

**PLAYED:** Throughout the history of the club

Cricket Club

AGAINST WOODVILLE CRICKET CLUB PLAYED AT BRIGHTON OVAL DATE MARCH 18<sup>th</sup> 20<sup>th</sup> 1941

PAYNEHAM CLUB MATCH RESULT PAYNEHAM WOODVILLE 26 Runs 1st Innings UMPIRES E. J. GRICE & G. J. RUXTON

BATSMAN	CLUB	RUNS SCORED	HOW OUT	BOWLERS	TOTALS
<u>DORBEY, R. W.</u>	<u>1142</u>		<u>ST. BUSBRIDGE, J.</u>	<u>INGUS, A.</u>	<u>0.</u>
<u>BEAR, F. G.</u>			<u>BOWLED</u>	<u>INGUS, A.</u>	<u>8.</u>
<u>LOOKER, D. S.</u>			<u>ST. NORMAN, E.</u>	<u>WRIGHT, H.</u>	<u>40.</u>
<u>DUKE, K. J.</u>			<u>BOWLED</u>	<u>HARRISON, A.</u>	<u>161.</u>
			<u>BOWLED</u>	<u>WRIGHT, H.</u>	<u>9.</u>
			<u>ST. BUSBRIDGE, J.</u>	<u>BOX, P.</u>	<u>142.</u>
				<u>BOX, P.</u>	<u>0.</u>



## MATCH RESULTS

Season	Played	Opposition	Venue	Result	Score	Best	Opp Score	Best		
1943 / 44	Post season	PAC	Away	won or	278	Warhurst	98	144 & 125	Kitto	5/75 & 6/65
1944 / 45		<i>No matches recorded</i>								
1945 / 46		<i>No matches recorded</i>								
1946 / 47		<i>No matches recorded</i>								
1947 / 48		<i>No matches recorded</i>								
1948 / 49		<i>No matches recorded</i>								
1949 / 50		<i>No matches recorded</i>								
1950 / 51		<i>No matches recorded</i>								
1951 / 52	Christmas break	SPOC	Away	won	8/188	Ewens	41	184	Duke	5/30
1951 / 52	Post season	Ardrossan	Away	won	243	Looker	75	133	Morbey	4/27
1952 / 53	Christmas break	Taxation	Away	won	6/271	McCallum	130*	7/2409	Watt	2/6
1952 / 53	Post season	Port Victoria	Away	lost	156	Morbey	38	6/190	Wilkinson	Jan-22
1953 / 54	Christmas break	SPOC	Away	won	218			206		
1953 / 54	Post season	Wallaroo	Away	lost	160	Wills	44	8/206 d.	Adams	2/47
1954 / 55	Christmas break	SPOC	Away	lost	201	Morbey	72	245	Smithy	2/21
1954 / 55	Post season	Wallaroo	Away	won	227	Morbey	103	8/121	Pengilly	2/15
1955 / 56	Sunday in season	Hamley Bridge	Away	won	203	Ewens	37	149	Plummer	2/11
1955 / 56	Sunday in season	Mypolonga	Away	lost	115	Birch	26	144	Harrold	3/8
1955 / 56	Christmas break	SPOC	Away	won	223	Duneman	52	83	Harper	5/31
1955 / 56	Aust. Day PH	Wallaroo	Home	won	185	Duneman	51	113	Bickle	3/8
1955 / 56	Post season	Wallaroo	Away	lost	81	T Bickle	18	186	Smith	3/27
1956 / 57		<i>No records</i>								
1957 / 58	Christmas break	SPOC	Away	won	204	Harrold	57*	149	Plummer	4/20
1957 / 58	Aust. Day PH	Wallaroo	Home	won	127	Morbey	40	76	Harrold	4/13
1957 / 58	Post season	Wallaroo	Away	lost	129	Francis	40	6/176	Fish	2/19
1958 / 59	Christmas break	SPOC	Away	won	203	Williams	60	175	Brown	4/15
1958 / 59	Post season	Wallaroo	Away	lost	137	Morbey	66	5/140	Duffy	2/16
1959 / 60	Sunday in season	Rostrevor O C	Away	won	5/125	Morbey	36	8/107	Perryman	3/20
1959 / 60	Aust. Day PH	Wallaroo A	Home	drawn	1/28					
1959 / 60	Aust. Day PH	Wallaroo B	Home	drawn	2/26					
1959 / 60	Post season	Wallaroo	Away	lost	7/151	Morbey	59*	210	Milne	6/65
1960 / 61	Christmas break	SPOC	Away	won	9/153	Morbey	41	146	Manuell	3/31
1960 / 61	Post season	Wallaroo	Away	drawn	4/84	Herbert	21	7/197	Kempster	3/73
1961 / 62	Christmas break	SPOC	Away	won						
1961 / 62	Aust. Day PH	Wallaroo A	Home	lost or	52 & 4/122d			75 & 2/102	Chapman	5/40
1961 / 62	Aust. Day PH	Wallaroo B	Home	won	90			26 & 93	Wrobel	7/7 & 6/9
1961 / 62	Post season	Wallaroo	Away	won	7/247	Jarvis	81	8/191	Plummer	4/37
1962 / 63	Sunday in season	Langhorne Creek	Away	lost	9/161	Duke	51	186	Wrobel	3/63
1962 / 63	Sunday in season	Fulham	Home	won	5/146	Peel	55	112	Chaney	4/0
1962 / 63	Post season	Wallaroo	Away	lost	78	Willoughby	23	9/142	Smith	4/17
1963 / 64	Sunday in season	Mypolonga	Away	won	118	Rowe	24	105	Turner	3/24
1963 / 64	Sunday in season	Milang	Away	won	198	Hutchinson	44	185	Duke	5/61
1963 / 64	Aust. Day PH	Wallaroo A	Home	won	5/183	Hutchinson	101	154	Kowalick	5/64
1963 / 64	Aust. Day PH	Wallaroo B	Home	won or	201	Dixey	45	76 & 34	Wrobel	4/24
1963 / 64	Post season	Wallaroo A	Away	lost	120	Willoughby	43	7/184		
1963 / 64	Post season	Wallaroo B	Away	lost	73	Pengilly	29	357	Plummer	3/23
1964 / 65	Sunday in season	Mypolonga	Away	won	8/156	Mead	52	53	Ninnes	4/14
1964 / 65	Aust. Day PH	Wallaroo A	Home	won	7/142	Dixey	52	48 & 6/77	Hammond	3/8
1964 / 65	Aust. Day PH	Wallaroo B	Home	won	7/276	Cook	44	6/168	Butler	4/45
1964 / 65	Post season	Wallaroo	Away	lost	87	Ninnes	19	5/198	Mitchell	3/58
1965 / 66	Sunday in season	Mypolonga	Away	won	197	Cross	48	92	Carpenter	4/7
1965 / 66	Aust. Day PH	Wallaroo	Home	won	41 & 5/126	Howard	62*	21 & 8/89	Battersby	7/7
1965 / 66	Sunday in season	KOCA	Home	Won	156	Dinham	66	40	Davis	5/12
1965 / 66	Post season	Wallaroo	Away	won	122	M Perryman	40	100	G Perryman	5/26
1966 / 67	Sunday in season	Mypolonga	Away	lost	78	G Perryman	23	9/141	Wrobel	3/30
1966 / 67	Aust. Day PH	Wallaroo	Home	won	166	Cross	57	86	Wrobel	5/5
1966 / 67	Post season	Wallaroo	Away	lost	8/166	Francis	53	194	G Perryman	3/47
1967 / 68	Sunday in season	Mypolonga	Away	won	155	Taylor	40	101	Davis	6/20
1967 / 68	Aust. Day PH	Wallaroo	Home	won	103	M Perryman	38	91	Atwell	4/17
1967 / 68	Sunday in season	Grange	Away	won	7/266	Russell	135	129	Morris	2/9
1967 / 68	Post season	Wallaroo	Away	lost	163	Cross	49	177	Francis	3/34
1968 / 69	Sunday in season	Mypolonga	Away	won	168	Colquist	30	161	Bell	4/23
1968 / 69	Aust. Day PH	Wallaroo	Home	won	7/205 d	Dinan	88	175	Moore	3/26
1969 / 70	Sunday in season	Metropolitan CA	Home	lost	8/142	Dinan	38	7/173	Battersby	2/39
1969 / 70	Aust. Day PH	Wallaroo	Home	won	219	Maratt	41	80	Marratt	4/13
1969 / 70	Post season	Wallaroo	Away	lost	123	Ellis	47	144	Marratt	5/14

Season	Played	Opposition	Venue	Result	Score	Best	Opp Score	Best
1970 / 71		<i>No records</i>						
1971 / 72	Sunday in season	Metropolitan CA	Home	won	<b>169</b>		<b>131</b>	
1971 / 72	Christmas break	SPOC	Away	tied	<b>143</b>		<b>143</b>	
1971 / 72	Sunday in season	<i>KJ Duke Testimonial - Double Wicket Competition</i>						
1972 / 73	Sunday in season	SA Sunday CA	Home	lost	<b>94</b>	Rosewarne 68	<b>207</b>	Foster 4/21
1972 / 73	Christmas break	Caufield	Away	lost	<b>70</b>		<b>178</b>	Parham 4/13
1973 / 74	Sunday in season	SA Sunday CA	Home	lost	<b>114</b>	Stratfold 19	<b>225</b>	Marratt 2/31
1973 / 74	Christmas break	Caufield	Home	won	<b>159</b>	Martin 28	<b>113</b>	Stratfold 5/24
1973 / 74	Sunday in season	Ashton	Home	lost	<b>185</b>		<b>206</b>	
1974 / 75	Sunday in season	SA Sunday CA	Home	lost	<b>170</b>		<b>8/171</b>	
1974 / 75	Christmas break	Caufield	Away	lost	<b>42 &amp; 8/101</b>		<b>6/106</b>	
1974 / 75	Sunday in season	ETDCC	Home	lost	<b>135</b>	Parham 40	<b>6/197</b>	Morton 3/60
1974 / 75	Sunday in season	Higways Dept	Away	won	<b>191</b>	Parham 53	<b>141</b>	Henderson 2/9
1974 / 75	Sunday in season	Higways Dept	Home	won	<b>4/74</b>		<b>67</b>	
1975 / 76	Christmas break	Caufield	Home	won	<b>163</b>	Coulter 54	<b>145</b>	Sykes 4/47
1975 / 76	Sunday in season	ETDCC	Home	lost	<b>137</b>	Harkness 47	<b>7/179 d</b>	Sykes 3/39
1975 / 76	Sunday in season	Dept Rec & Sport	Home	won	<b>199</b>	Hockley 52	<b>80</b>	Jones 3/10
1976 / 77	Sunday in season	SA Sunday CA	Home	won	<b>160</b>	Groube 52	<b>106</b>	Jones 4/13
1976 / 77	Sunday in season	Dept Rec & Sport	Home	won	<b>204</b>	Foster 51	<b>189</b>	
1976 / 77	Sunday in season	Army Survey	Home	lost	<b>117</b>	Arbon 31	<b>148</b>	Adams 3/9
1976 / 77	Sunday in season	SA Police	Home	lost	<b>7/175 d</b>	Faulkner 39	<b>7/188</b>	Foster 3/34
1977 / 78	Aust. Day PH	Walleroo	Home	lost	<b>121</b>	Sykes 25	<b>136</b>	Sykes 3/23
1977 / 78	Sunday in season	SA Sunday CA	Home	won	<b>5/110</b>	Groube 30	<b>103</b>	Wasley 5/47
1977 / 78	Sunday in season	Dept Rec & Sport	Home	won	<b>143</b>	Hockley 45	<b>87</b>	
1977 / 78	Sunday in season	Army Survey	Home	won	<b>9/131</b>	Talbot 23	<b>112</b>	Sautebin 3/6
1977 / 78	Sunday in season	Kensington DCC	Home	lost	<b>7/160</b>	Faulkner 62	<b>9/185</b>	
1977 / 78	Post season	Walleroo	Away	won	<b>8/146</b>	Sykes 35	<b>132</b>	Wasley 3/42
1978 / 79	Christmas break	Caufield	Home	lost				
1978 / 79	Sunday in season	Walleroo	Home	won	<b>8/141</b>	Wasley 33	<b>9/96</b>	Wasley 3/30
1978 / 79	Sunday in season	Dept Rec & Sport	Home					
1978 / 79	Sunday in season	Army Survey	Home					
1979 / 80	Christmas break	Caufield	Away	won	<b>8/180</b>	Williams 59	<b>127</b>	Newman 4/45
1981 / 82	Christmas break	Caufield	Away	lost	<b>144</b>	Carnazola 36	<b>9/231</b>	Von Einem 5/77
1982 / 83	Twilight in Season	Ingle Farm	Home	won				
1983 / 84	Post season	STA	Home	won	<b>7/211</b>	Saunders 73	<b>94</b>	Hall 3/17
1984 / 85	Free weekend	Ingle Farm	Home	lost	<b>152</b>	Raymond 33	<b>7/180</b>	Hoffman 2/13
1984 / 85	Sunday in season	STA	Away	won	<b>9/232</b>	Wilson 71	<b>144</b>	Burgmeister 2/11
1984 / 85	Sunday in season	Cambrai	Away	lost	<b>9/215 d.</b>	Forth 75	<b>218</b>	Vegter 3/26
1985 / 86	Sunday in season	Cambrai	Home	won	<b>174</b>		<b>152</b>	
1985 / 86	Sunday in season	STA	Away	won	<b>220</b>		<b>107</b>	
1985 / 86	Free weekend	Ingle Farm	Home	lost	<b>177</b>		<b>182</b>	
1985 / 86	Sunday in season	StPeters YCW	Home	lost	<b>241</b>		<b>229</b>	
1986 / 87	Sunday in season	STA	Home	lost	<b>6/193</b>		<b>6/194</b>	
1986 / 87	Sunday in season	STA	Away	won	<b>8/126</b>		<b>118</b>	
1987 / 88		<i>No matches recorded</i>						
1988 / 89	Pre Season	SPOC	Home	won	<b>3/215</b>	Raymond 50r	<b>7/184</b>	Dalton 2/43
1989 / 90		<i>No matches recorded</i>						
1990 / 91		<i>No matches recorded</i>						
1991 / 92	Pre Season	Sturt	Home	lost	<b>6/120</b>	Rutter 28r	<b>2/189</b>	Pugh 2/52
1992 / 93		<i>No matches recorded</i>						
1993 / 94		<i>No matches recorded</i>						
1994 / 95		<i>No matches recorded</i>						
1995 / 96		<i>No matches recorded</i>						
1996 / 97		<i>No matches recorded</i>						
1997 / 98		<i>No matches recorded</i>						
1998 / 99		<i>No matches recorded</i>						
1999 / 00		<i>No matches recorded</i>						
2000 / 01		<i>No matches recorded</i>						
2001 / 02		<i>No matches recorded</i>						
2002 / 03		<i>No matches recorded</i>						
2003 / 04		<i>No matches recorded</i>						
2004 / 05		<i>No matches recorded</i>						
2005 / 06		<i>No matches recorded</i>						
2006 / 07	Twilight in Season	ETDCC	Home	won T20	<b>8/126</b>	Ellicott 50	<b>124</b>	Gaerth 3/22
2007 / 08		<i>No matches recorded</i>						
2008 / 09		<i>No matches recorded</i>						
2009 / 10	Twilight in Season	PDCC	Home	lost T20	<b>4/110</b>	Harrington 56*	<b>7/116</b>	Watherston 3/11
2010 / 11	Twilight in Season	Nepotists (UK)	Home	won T20	<b>8/160</b>	Westley 49	<b>6/107</b>	Sautebin 2/6

Season	Played	Opposition	Venue	Result	Score	Best	Opp Score	Best		
2011 / 12		<i>No matches recorded</i>								
2012 / 13		<i>No matches recorded</i>								
2013 / 14	Pre Season	Papua NG	Home	lost	<b>5/106</b>	Harrington	41	<b>3/109</b>	Sheikh	1/6
2013 / 14	Pre Season	Papua NG	Home	lost	<b>9/65</b>	Gaerth	11	<b>4/143</b>	Gaerth	1/9
2014 / 15		<i>No matches recorded</i>								
2015 / 16		<i>No matches recorded</i>								
2016 / 17		<i>No matches recorded</i>								
2017 / 18	150 Celebrations	Brighton	Home	won	<b>104</b>	Pregden	27	<b>65</b>	Stagg	5/3

# ONGOING AWARDS



- CLUB CHAMPION
- CAPTAIN'S CLUB CHAMPION
- JUNIOR COACHES AWARD
- CLUB BATTING AGGREGATE
- CLUB BOWLING AGGREGATE
- OUTSTANDING BATTING PERFORMANCE
- OUTSTANDING BOWLING PERFORMANCE
- OUTSTANDING JUNIOR PERORMANCE  
(in senior competition)
- CLUB CONSISTENCY

- FIRST XI BATTING AGGREGATE
- FIRST XI BOWLING AGGREGATE
- FIRST XI FIELDING
- FIRST XI CAP NUMBER

BATSMAN	HOW OUT	BOWLERS	TOTALS
MORBAY, R.W.	ST. BUSBRIDGE, J.	INGUS, A.	0
BEGE, F.G.	BOWLED	INGUS, A.	8
LOOKER, D.S.	ST. NORMAN, E.	WRIGHT, H.	40
DUKE, K.J.	BOWLED	HARRISON, A.	161
	BOWLED	WRIGHT, H.	9
	ST. BUSBRIDGE, J.	BOX, P.	162
		BOX, P.	0



### MARY ELIZABETH HICKS TROPHY

<u>Season</u>	<u>Player</u>	<u>Season</u>	<u>Player</u>	<u>Season</u>	<u>Player</u>
1990-91	R L Day	2001-02	C M Underwood	2010-11	L A Harrington
1991-92	M J O'Dea	2002-03	C M Underwood	2011-12	M Sheikh
1992-93	A S Foster	2003-04	N J Mosey	2012-13	J W Stagg
1993-94	S D Heeps	2004-05	N J Mosey	2013-14	J E Farmer
1994-95	P M Judd	2005-06	A T Mainwaring	2014-15	J W Stagg
1995-96	S D Heeps	2006-07	[ N J Mosey	2015-16	M J Barber
1996-97	G A Wills		[ J J Gaerth	2016-17	J W Stagg
1997-98	G A Wills	2007-08	M Sheikh	2017-18	L S Roberts
1998-99	G A Wills	2008-09	J W Stagg	2018-19	M J Barber
1999-00	G A Wills	2009-10	[ L A Harrington		
2000-01	C M Underwood		[ J W Stagg		

### GRANT WASLEY MEDAL

#### SENIOR CAPTAIN'S CHAMPION

<u>Season</u>	<u>Player</u>	<u>Season</u>	<u>Player</u>
2006-07	H J Sautebin 15	2016-17	J W Stagg 17
2007-08	M Sheikh 19	2017-18	J G Patel 20.3
2008-09	R W Rutter 20	2018-19	M J Barber 16
2009-10	S L Slape 12.5		
2010-11	L A Harrington 15		
2011-12	M Sheikh 15		
2012-13	C I Ansell 17		
2013-14	T N Launer 12.5		
2014-15	M J Barber 13		
2015-16	M J Barber 16		

### TONY DURDIN MEDAL

#### U15/U17 COACHES AWARD

<u>Season</u>	<u>Player</u>	
2016-17	L O Evans	10
2018-19	J X Ianiello	18

### Von EINEM MEDAL

#### WOMEN COACHES AWARD

<u>Season</u>	<u>Player</u>
2017-18	K B Evans
2018-19	J L von Einem

## H R JAMES MEMORIAL TROPHY

### CLUB BATTING AGGREGATE

Presented by the club to perpetuate the memory of the late H R James,  
a former Player, Life Member and Patron of the club

<u>Season</u>	<u>Batsman</u>	<u>Runs</u>	<u>Season</u>	<u>Batsman</u>	<u>Runs</u>
1953-54	J Towill	452	1986-87	S C Koster	533
1954-55	W J Ewing	601	1987-88	A E Baker	600
1955-56	W R Quintrell	426	1988-89	M Horsnell	851
1956-57	D J Milne	466	1989-90	S J Faulkner	622
1957-58	B F Birch	465	1990-91	D J Dixey	548
1958-59	K J Francis	291	1991-92	M J O'Shea	591
1959-60	A G Jarvis	421	1992-93	A S Foster	476
1960-61	B L Bowley	522	1993-94	S D Heeps	525
1961-62	B L Bowley	483	1994-95	W A Margitich	518
1962-63	D G Hooper	271	1995-96	P M Judd	510
1963-64	E Cook	345	1996-97	G A Wills	619
1964-65	E Cook	333	1997-98	G A Wills	485
1965-66	R Todd	463	1998-99	G A Wills	480
1966-67	R J Graefe	394	1999-00	G A Wills	742
1967-68	M J Perryman	551	2000-01	C M Underwood	597
1968-69	P Mitchell	414	2001-02	A S Foster	508
1969-70	R Dinan	391	2002-03	C M Underwood	619
1970-71	R Dinan	423	2003-04	R Batusic	579
1971-72	D J Williams	335	2004-05	B M Skurrie	633
1972-73	K G Lees	397	2005-06	A S Foster	409
1973-74	M J Perryman	444	2006-07	N J Mosey	450
1974-75	D S Looker	507	2007-08	N J Mosey	743
1975-76	A R Martin	418	2008-09	R Batusic	551
1976-77	T J Hynd	484	2009-10	L A Harrington	642
1977-78	P D Rebbeck	410	2010-11	L A Harrington	530
1978-79	T M Goodwin	388	2011-12	N Harnas	374
1979-80	M Boffa	682	2012-13	D D Roocke	526
1980-81	P J Williams	351	2013-14	D J Fitzsimons	418
1981-82	T M Goodwin	374	2014-15	J W Stagg	520
1982-83	C P Moulds	608	2015-16	M J Brister	467
1983-84	A E Baker	503	2016-17	J W Stagg	566
1984-85	D K Parry	410	2017-18	J W Stagg	458
1985-86	S J Corcoran	472	2018-19	J W Stagg	379

## N T PATTEN MEMORIAL TROPHY

### CLUB BOWLING AGGREGATE

Presented by the club to perpetuate the memory of the late Norman T Patten, who was killed in action on HMAS Perth in 1942. He was a talented right hand opening bowler and left hand batsman. He still holds the record for the 1st XI bowling average for a season (7--18)

<u>Season</u>	<u>Bowler</u>	<u>Wkts</u>	<u>Season</u>	<u>Bowler</u>	<u>Wkts</u>	<u>Season</u>	<u>Bowler</u>	<u>Wkts</u>
1946-47	E J Milde	44	1979-80	M Boffa	48	2010-11	[ C I Ansell	27
1947-48	W M Blanden	44	1980-81	M Allman	40		[ M J Porter	27
1948-49	C N Adams	46	1981-82	M S Dalton	55	2011-12	P D Sanzo	33
1949-50	V W Wilkinson	47	1982-83	M S Dalton	43	2012-13	C I Ansell	36
1950-51	A McDonald	40	1983-84	M A Weatherald	41	2013-14	R G Smith	23
1951-52	V W Wilkinson	50	1984-85	A Thyer	42	2014-15	M J Barber	33
1952-53	H J Davis	63	1985-86	D J Hammond	60	2015-16	M J Barber	41
1953-54	J S H Bickle	38	1986-87	[ D J Hammond	45	2016-17	M J Barber	31
1954-55	V W Wilkinson	70		[ D W Martin	45	2017-18	M J Barber	32
1955-56	K G Plummer	52	1987-88	C A Pierce	37	2018-19	M J Barber	34
1956-57	J S H Bickle	56	1988-89	C A Pierce	43			
1957-58	L A Walkley	51	1989-90	D C Oung	53			
1958-59	L W Brown	33	1990-91	I Abbasov	49			
1959-60	A F Smith	51	1991-92	C D Luck	30			
1960-61	V Wilkinson	46	1992-93	D J Nolan	33			
1961-62	Z Wrobel	49	1993-94	D J Nolan	26			
1962-63	L Kempster	52	1994-95	D A Gillard	31			
1963-64	J Kowalick	45	1995-96	D J von Einem Jr.	37			
1964-65	Z Wrobel	52	1996-97	D J von Einem Jr.	34			
1965-66	A F Smith	55	1997-98	G G Wilson	39			
1966-67	Z Wrobel	43	1998-99	I W Scott	37			
1967-68	P C Battersby	54	1999-00	D C Oung	40			
1968-69	J S H Bickle	43	2000-01	S P Cowling	36			
1969-70	J S H Bickle	65	2001-02	C M Underwood	31			
1970-71	J S H Bickle	61	2002-03	G G Wilson	29			
1971-72	A R Marrett	61	2003-04	B M Skurrie	27			
1972-73	R Ormond	64	2004-05	S H Dravitzki	28			
1973-74	J S H Bickle	70	2005-06	A T Mainwaring	31			
1974-75	J S H Bickle	74	2006-07	J J Gaerth	30			
1975-76	J S H Bickle	56	2007-08	M Sheikh	37			
1976-77	G Cook	45	2008-09	J W Stagg	27			
1977-78	G G Wilson	54	2009-10	S L Slape	30			
1978-79	R Summerton	41	-----	-----				

## A A PARHAM MEMORIAL TROPHY

### OUTSTANDING BATTING PERFORMANCE

Donated by the family of the late A A Parham, a former East Torrens cricketer and a Vice President and keen worker for the club

<u>Season</u>	<u>Player</u>	<u>Team</u>	<u>Score</u>	
1988-89	D Rowe	U16 XI	188*	
1989-90	D R Jennings	4th XI	132	
1990-91	W J Vanniekerk	5th XI	201	
1991-92	R L Day	1st XI	129*	#
1992-93	G G Wilson	1st XI	86*	##
1993-94	A S Foster	1st XI	169	
1994-95	W A Margitich	2nd XI	107	%
1995-96	K G Lees	6th XI	50*	
1996-97	G A Wills	1st XI	153*	%%
1997-98	G A Wills	1st XI	140	
1998-99	S Hill	4th XI	177	
1999-00	A Ross	4th XI	84*	
2000-01	C Underwood	1st XI	155	
2001-02	S Dixey	2nd XI	104*	
2002-03	N J Padley	3rd XI	100	
2003-04	J A Jacobs	2nd XI	173	
2004-05	N J Mosey	1st XI	124	
2005-06	A G Durdin	3rd XI	141	
2006-07	N J Mosey	1st XI	184	
2007-08	N J Mosey	1st XI	168	
2008-09	J W Stagg	1st XI	159	
2009-10	L A Harrington	1st XI	175	
2010-11	P E Freeman	4th XI	**	
2011-12	D Marotti	3rd XI	96*	
2012-13	J W Stagg	1st XI	101	
2013-14	B T Schiller	2nd XI	134	
2014-15	[ J D McNally	1st XI	119	
	[ J J D'Antini	2nd XI	109	
2015-16	J W Stagg	1st XI	109	
2016-17	C I Ansell	2nd XI	101	
2017-18	J W Stagg	1st XI	130	
2018-19	LA Foster	2nd XI	161*	

# Batted through innings in Grand Final

## Batted through innings in Semi Final

% Semi Final

%% Batted through innings in first game for club

\*\* 3 Innings in 90s (90, 94, 95)

## R K SAUNDERS MEMORIAL TROPHY

### OUTSTANDING BOWLING PERFORMANCE

<u>Season</u>	<u>Player</u>	<u>Team</u>	<u>BBI</u>	
1993-94	D J Von Einem	2nd XI	8/44	
1994-95	I W Scott	6th XI	9/40	
1995-96	H J Sautebin	3rd XI	11/65	(BBM)
1996-97	X R Ryan	u16 XI	6/25	%%
1997-98	G G Wilson	1st XI	10/61	(BBM)
1998-99	S P Cowling	3rd XI	6/37	
1999-00	G M Vincent	1st XI	7/40	
2000-01	S P Cowling	3rd XI	13/62	(BBM)
2001-02	S P Cowling	3rd XI	8/49	
2002-03	B J Gauranich	6LO XI	7/17	+HT
2003-04	M J McKern	2nd XI	6/19	%
2004-05	S H Dravitzki	u15 XI	9/28	
2005-06	A Angural	6LO XI	8/7	
2006-07	J J Gaerth	1st XI	12/61	
2007-08	D M Girdham	4th XI	7/3	
2008-09	M Sheikh	1st XI	7/43	+HT
2009-10	J W Stagg	1st XI	11/58	+HT
2010-11	A L Stagg	3rd XI	7/9	
2011-12	M J McKern	3rd XI	9/22	
2012-13	R H Singh	4LO XI	7/25	+HT
2013-14	J J Gaerth	1st XI	11/66	(BBM)
2014-15	S P Crook	1st XI	7/41	(11/121)
2015-16	S Snater	1st XI	7/21	
2016-17	[ D A Wilden	3rd XI	8/13	
	[ A J Donald	1st XI	8/82	
2017-18	L S Roberts	1st XI	7/29	+HT 4in4
2018-19	M J Barber	1st XI	13/56	(BBM)

% Semi Final

%% Grand Final

BBI Best Bowling in an Innings

BBM Best Bowling in a Match

## I W SCOTT TROPHY

### OUTSTANDING PERFORMANCE BY A JUNIOR IN A SENIOR MATCH

<u>Season</u>	<u>Player</u>	<u>Team</u>	<u>Score</u>
2015-16	D J Fitzsimons	1st XI	5/28 (T20)
2016-17	H M Ives	2nd XI	47 & 4/38
2017-18	T W Colley	3rd XI	24*
2017-18	T W Colley	2nd XI	79

% Semi Final

%% Grand Final

BBI Best Bowling in an Innings

BBM Best Bowling in a Match

## CONSISTENCY AWARDS - SENIORS

**WHOLE OF CLUB**

[L A WALKELY TROPHY: 1958 to 1975]

[Gordon CLARK TROPHY: 1977 to 1997]

<u>Season</u>	<u>Player</u>	<u>Points</u>	<u>Season</u>	<u>Player</u>	<u>Points</u>	<u>Season</u>	<u>Player</u>	<u>Points</u>
1958-59	M J Perryman	421	1968-69	R Dinan	639	1978-79	T M Goodwin	608
1959-60	A F Smith	796	1969-70	R A Marrett	895	1979-80	M Boffa	1162
1960-61	B L Bowley	777	1970-71	J S H Bickle	809	1980-81	A P Gillard	550
1961-62	ASF Smith	766	1971-72	R A Marrett	800	1981-82	M S Dalton	870
1962-63	L Kempster	661	1972-73	R Ormond	640	1982-83	C P Moulds	1011
1963-64	J Kowalick	565	1973-74	J S H Bickle	834	1983-84	S Harper	565
1964-65	Z Wrobel	571	1974-75	J S H Bickle	825	1984-85	G G Wilson	549
1965-66	A F Smith	943	1975-76	G Jones	566	1985-86	M A Conroy	677
1966-67	R Gaffney	560	1976-77	R Dinan	591	1986-87	D M Curtin	749
1967-68	M J Perryman	741	1977-78	G G Wilson	763			

**FIRST XI****KEITH & MAVIS PLUMMER**

<u>Season</u>	<u>Player</u>	<u>Points</u>	<u>Season</u>	<u>Player</u>	<u>Points</u>	<u>Season</u>	<u>Player</u>	<u>Points</u>
1987-88	D M Curtin	600	1999-00	G A Wills	912	2011-12	L A Harrington	553
1988-89	J Frick	570	2000-01	C M Underwood	803	2012-13	J J Gaerth	577
1989-90	N W Ford	549	2001-02	C M Underwood	864	2013-14	L A Harrington	470
1990-91	P J Raymond	362	2002-03	C M Underwood	779	2014-15	J W Stagg	520
1991-92	M J O'Shea	591	2003-04	N J Mosey	584	2015-16	M J Barber	482
1992-93	G S Pugh	519	2004-05	N J Mosey	487	2016-17	J W Stagg	756
1993-94	A S Foster	537	2005-06	N J Mosey	390	2017-18	J W Stagg	598
1994-95	P M Judd	776	2006-07	N J Mosey	600	2018-19	M J Barber	473
1995-96	P M Judd	590	2007-08	N J Mosey	643			
1996-97	G A Wills	1049	2008-09	C M Underwood	586			
1997-98	G A Wills	1025	2009-10	L A Harrington	717			
1998-99	G A Wills	755	2010-11	L A Harrington	736			

**OTHER SENIORS**

['Clacka' CLARK TROPHY: 1998 – 2004]

['Horry' TOY Trophy: from 2005 ]

1987-88	A E Baker	610	2001-02	A S Foster	638	2015-16	D J Brister	497
1988-89	B W Colborne	663	2002-03	S L Slape	564	2016-17	J G Patel	504
1989-90	M S Ashwood	700	2003-04	B M Skurrie	668	2017-18	J G Patel	580
1990-91	D J Dixey	578	2004-05	B M Skurrie	722	2018-19	A M Evans	396
1991-92	N J Padley	547	2005-06	A S Foster	649			
1992-93	C D Luck	621	2006-07	D J Williams	425			
1993-94	G M Vincent	835	2007-08	D M Girdham	629			
1994-95	J A Jacobs	801	2008-09	R W Rutter	616			
1995-96	H J Sautebin	855	2009-10	G M Vincent	535			
1996-97	D A Williams	974	2010-11	C I Ansell	492			
1997-98	G A Wills	985	2011-12	N Harness	464			
1998-99	I W Scott	672	2012-13	C I Ansell	552			
1999-00	A S Foster	489	2013-14	F L D'Antini	370			
2000-01	I W Scott	550	2014-15	A M Evans	510			
2001-02	A S Foster	638						

<b>CONSISTENCY AWARDS - JUNIORS</b>
-------------------------------------

**JUNIORS**

W D GILLARD TROPHY: 1994 - 2015

R G WALSH TROPHY: 2016 &gt;&gt;

<u>Season</u>	<u>Player</u>	<u>Points</u>	<u>Season</u>	<u>Player</u>	<u>Points</u>	<u>Season</u>	<u>Player</u>	<u>Points</u>
1994-95	S J Virgo	963	2015-16	J M May	528			
1995-96	C I Ansell	1392	2016-17	L O Evans	437			
1996-97	S J Virgo	1034	2107-18	-----				
1997-98	L V Devine	937	2018-19	J X Ianniello	301			
1998-99	N P Zachat	467						
1999-00	C S Dindler	572						
2000-01	J T Haynes	328						
2001-02	L D Stanford	236						
2002-03	N W Jolly	347						
2003-04	N W Jolly	381						
2004-05	T J Evans	637						
2005-06	S R Ey	526						
2006-07	N W Jolly	510						
2007-08	R W Pickering	411						
2008-09	L A Foster	501						
2009-10	N P Nye	374						
2010-11	L A Foster	477						
2011-12	M P Nye	622						
2012-13	D D Roocke	646						
2013-14	A P Onofrio	505						
2014-15	L O Evans	506						

**SUB JUNIORS**

G F VINCENT TROPHY

<u>Season</u>	<u>Player</u>	<u>Points</u>	<u>Season</u>	<u>Player</u>	<u>Points</u>	<u>Season</u>	<u>Player</u>	<u>Points</u>
2004-05	A S Beddison	278	2018-19	R J Macdonald	391			
2005-06	M J Davies	285						
2006-07	L P Glynn	279						
2007-08	N P Nye	198						
2008-09	K Bal	268						
2009-10	G W Waterhouse	325						
2010-11	S L Fernando	273						
2011-12	L M Durdin	270						
2012-13	L O Evans	368						
2013-14	S S Rahaley	490						
2014-15	C A Leddicoat	311						
2015-16	A Goddard	244						
2016-17	J E Koster	237						
2017-18	A D Meda	287						

<b>B G EASTHER TROPHY</b>
---------------------------

**FIRST XI BATTING AGGREGATE**

<u>Season</u>	<u>Player</u>	<u>Runs</u>	<u>Season</u>	<u>Player</u>	<u>Runs</u>
1938-39	J Millar	383	1985-86	A E Baker	377
1939-40	J Millar	353	1986-87	R A Fraser	502
1940-41	J Millar	287	1987-88	R A Fraser	330
1941-42	K E Woodcock	360	1988-89	J Frick	430
1942-43	R Warhurst	455	1989-90	N W Ford	549
1943-44	W H Toy	750	1990-91	P J Raymond	352
1944-45	R Warhurst	531	1991-92	M J O'Shea	591
1945-46	K J Duke	279	1992-93	A S Foster	476
1946-47	W M Blanden	330	1993-94	S D Heeps	525
1947-48	W H Toy	468	1994-95	M J O'Shea	447
1948-49	D S Looker	419	1995-96	P M Judd	510
1949-50	D S Looker	296	1996-97	G A Wills	619
1950-51	K J Duke	314	1997-98	G A Wills	405
1951-52	D S Looker	287	1998-99	G A Wills	461
1952-53	R W Moreby	325	1999-00	G A Wills	742
1953-54	M F Ewens	342	2000-01	C M Underwood.	597
1954-55	R W Moreby	389	2001-02	C M Underwood.	342
1955-56	M F Ewens	318	2002-03	C M Underwood.	679
1956-57	K J Duke	324	2003-04	N J Mosey	504
1957-58	S Fielke	299	2004-05	N J Mosey	511
1958-59	R W Moreby	284	2005-06	N J Mosey	300
1959-60	R W Moreby	381	2006-07	N J Mosey	639
1960-61	B L Bowley	522	2007-08	N J Mosey	742
1961-62	B L Bowley	483	2008-09	N J Mosey	501
1962-63	K G Plummer	213	2009/10	L A Harrington	647
1963-64	R J Graefer	424	2010/11	L A Harrington	576
1964-65	R J Graefer	398	2011/12	L A Harrington	353
1965-66	K J Francis	335	2012/13	J W Stagg	410
1966-67	R J Graefer	394	2013/14	A D Lee	397
1967-68	K J Francis	302	2014/15	J W Stagg	526
1968-69	R Dinan	334	2015-16	A D Lee	316
1969-70	A R Martin	360	2016-17	J W Stagg	566
1970-71	R Dinan	423	2017-18	J W Stagg	458
1971-72	R O'Brien	227	2018-19	J W Stagg	379
1972-73	W B Welch	211			
1973-74	D McKay	271			
1974-75	D J Dixey	280			
1975-76	D J Dixey	306			
1976-77	G R Wasley	295			
1977-78	P D Rebbeck	410			
1978-79	T M Goodwin	388			
1979-80	T M Goodwin	440			
1980-81	P J Williams	351			
1981-82	T M Goodwin	374			
1982-83	A E Baker	405			
1983-84	A E Baker	503			
1984-85	P J Williams	340			

<b>J S H BICKLE MEMORIAL TROPHY</b>
-------------------------------------

**FIRST XI BOWLING AGGREGATE**

<u>Season</u>	<u>Player</u>	<u>Wkts</u>	<u>Season</u>	<u>Player</u>	<u>Wkts</u>
1938-39	N T Patten	35	1985-86	P Q Hoffman	18
1939-40	C A Kitto	40	1986-87	D M Curtin	43
1940-41	A W Fuss	52	1987-88	D M Curtin	34
1941-42	W H Toy	19	1988-89	D M Curtin	30
1942-43	C A Kitto	34	1989-90	D M Curtin	22
1943-44	C A Kitto	41	1990-91	D J Von Einem	26
1944-45	C A Kitto	53	1991-92	G S Pugh	25
1945-46	C A Kitto	27	1992-93	G S Pugh	27
1946-47	M McGill	39	1993-94	D J Nolan	26
1947-48	W M Blanden	44	1994-95	D J Nolan	22
1948-49	C N Adams	46	1995-96	D W Fischermann	23
1949-50	C N Adams	32	1996-97	G G Wilson	25
1950-51	C N Adams	38	1997-98	G G Wilson	39
1951-52	J B Harper	32	1998-99	[ GA Wills	26
1952-53	P G Newman	49		[ GR Wasley	26
1953-54	K J Duke	33	1999-00	D C Oung	40
1954-55	K J Duke	21	2000-01	[ C Underwood	25
1955-56	K G Plummer	52		[ D C Oung	25
1956-57	L A Walkley	54	2001-02	C M Underwood	31
1957-58	L A Walkley	51	2002-03	B J Meredith	24
1958-59	L W Brown	33	2003-04	B J Leckie	24
1959-60	B L Bowley	36	2004-05	J J Gaerth	28
1960-61	L N Kempster	37	2005-06	A T Mainwaring	20
1961-62	L N Kempster	44	2006-07	J J Gaerth	31
1962-63	L N Kempster	52	2007-08	M Sheikh	40
1963-64	J Kowalick	45	2008-09	J W Stagg	27
1964-65	Z Wrobel	52	2009/10	J W Stagg	29
1965-66	P C Battersby	44	2010/11	[ J J Gaerth	24
1966-67	J S H Bickle	22		[ M Sheikh	24
1967-68	P C Battersby	34	2011/12	M Sheikh	20
1968-69	A R Marrett	59	2012/13	J J Gaerth	35
1969-70	A R Marrett	59	2013/14	M Sheikh	21
1970-71	A R Marrett	58	2014/15	M J Barber	35
1971-72	A R Marrett	61	2015-16	M J Barber	41
1972-73	P C Battersby	34	2016-17	M J Barber	31
1973-74	R J Stratford	39	2017-18	M J Barber	32
1974-75	R J Stratford	54	2018-19	M J Barber	34
1975-76	R J Stratford	51			
1976-77	R Dinan	43			
1977-78	B Newman	41			
1978-79	A F Newman	34			
1979-80	A F Newman	34			
1980-81	A F Newman	36			
1981-82	G A Wright	51			
1982-83	T M Goodwin	21			
1983-84	M Weatherald	41			
1984-85	M Weatherald	28			

## M R HANN MEMORIAL TROPHY

### FIRST XI FIELDING

<u>Season</u>	<u>Player</u>	<u>Season</u>	<u>Player</u>
1946-47	F G Bear	1993-94	S D Heeps
1947-48	R W Morbey	1994-95	S D Heeps
1948-49	M F Ewens	1995-96	R L Day
1949-50	D G Roberts	1996-97	D R Jennings
1950-51	D G Roberts	1997-98	D R Jennings
1951-52	R W Morbey	1998-99	G M Vincent
1952-53	P Neumann	1999-00	A J Wilton
1953-54	L J Lambert	2000-01	S Peach
1954-55	L J Lambert	2001-02	W A Margitich
1955-56	I J McLoughney	2002-03	S D Heeps
1956-57	M J Perryman	2003-04	A C Tharaldsen
1957-58	[ D G Hooper	2004-05	N J Mosey
	[ M J Perryman	2005-06	A T Mainwaring
1958-59	D G Hooper	2006-07	B T Schiller
1959-60	M J Perryman	2007-08	N J Mosey
1960-61	M J Perryman	2008-09	S D Hunter
1961-62	R Sparrow	2009-10	R X Davey
1962-63	B Chapman	2010-11	S D Heeps
1963-64	M J Perryman	2011-12	J W Stagg
1964-65	D H Williams	2012-13	J W Stagg
1965-66	J Mitchell	2013-14	J E Farmer
1966-67	D H Williams	2014-15	J E Farmer
1967-68	D H Williams	2015-16	S Snater
1968-69	D H Williams	2016-17	D J Perry
1969-70	P Parry	2017-18	G C Rose
1970-71	R R Parham	2018-19	T W Colley
1971-72	L Raymond		
1972-73	P C Battersby		
1973-74	K J Widdows		
1974-75	D I Williams		
1975-76	D J Dixey		
1976-77	D J Dixey		
1977-78	R G Chenoweth		
1978-79	R G Chenoweth		
1979-80	G C Perkins		
1980-81	R G Chenoweth		
1981-82	R G Chenoweth		
1982-83	R I Dew		
1983-84	R I Dew		
1984-85	R I Dew		
1985-86	D I Williams		
1986-87	R A Fraser		
1987-88	R I Dew		
1988-89	R I Dew		
1989-90	S D Heeps		
1990-91	[ S D Heeps		
	[ R L Day		
1991-92	P M Judd		
1992-93	S D Heeps		

## FIRST XI CAP NUMBERS

<u>Cap</u>	<u>Player</u>	<u>1<sup>st</sup> Season</u>	<u>Cap</u>	<u>Player</u>	<u>1<sup>st</sup> Season</u>	<u>Cap</u>	<u>Player</u>	<u>1<sup>st</sup> Season</u>
	<b>First ATCA Team</b>							
1	A R Bent	1932/33		K Cambrell	1938/39	51	R O'Loughlin	1942/43
2	W Blucher	1932/33		C Cocks	1938/39	52	K O'Loughlin	1942/43
3	R Cook	1932/33		C Griggs	1938/39	53	- McCabe	1942/43
4	A C Cross	1932/33		M Player	1938/39	54	- Woolidge	1942/43
5	K J Duke	1932/33		G Swayer	1938/39	55	A O Ayles	1943/44
6	E Franklin	1932/33		M Smith	1938/39	56	G Crawford	1944/45
7	W Johnson	1932/33		G Stock	1938/39	57	M Johnson	1944/45
8	J H McDonald	1932/33		S Turner	1938/39	58	A Bristowe	1944/45
9	J Mealor	1932/33		C Young	1938/39	59	F Harrison	1944/45
10	L Philcox	1932/33		=====		60	P Carter	1944/45
11	D Smith	1932/33				61	M Barr	1945/46
12	R Smith	1932/33	13	C Duance	1938/39	62	R Wright	1945/46
	=====		14	C A Kitto	1938/39	63	L Fiegert	1945/46
	<b>Unassigned Pre-war Players</b>		15	J Millar	1938/39	64	A F Smith	1945/46
-	Clark	1933/34	16	N T Patten	1938/39	65	H W Wolsey	1945/46
-	Easom	1933/34	17	T Stappard	1938/39	66	C Hockley	1945/46
P	Hann	1933/34	18	J Wickham	1938/39	67	C Mathews	1945/46
H	R James	1933/34	19	K Draysey	1939/40	68	M McGill	1945/46
D	Pryor	1933/34	20	H P Mundy	1939/40	69	D J Roberts	1945/46
-	Williams	1933/34	21	B Schultz	1939/40	70	C G Pike	1946/47
			22	W H Toy	1939/40	71	K L Hobbs	1946/47
-	Brown	1934/35	23	R Warhurst	1939/40	72	I Cocks	1946/47
-	Bullock	1934/35	24	A W Fuss	1939/40	73	C N Adams	1946/47
J	V Manuell	1934/35	25	B King	1939/40	74	E Cammiss	1947/48
D	Pryor	1934/35	26	H Cocks	1939/40	75	G E Shepherd	1947/48
D	Read	1934/35	27	P Caschel	1939/40	76	J B Harper	1947/48
-	Redman	1934/35	28	F G Bear	1939/40	77	M D Smith	1947/48
-	Wright	1934/35	29	E C Sim	1939/40	78	M F Ewens	1947/48
			30	A Franklin	1940/41	79	R W Edyvean	1948/49
			31	L B Fischer	1940/41	80	R A Linke	1948/49
			32	W M Blanden	1940/41	81	F N Giles	1948/49
			33	B F Birch	1940/41	82	G McKenna	1948/49
			34	R Lawrence	1940/41	83	G Rawson	1948/49
			35	C Prideau	1940/41	84	H J Steele	1948/49
			36	- Caris	1941/42	85	L J Lambert	1948/49
			37	L Hargrave	1941/42	86	P C Roberts	1949/50
			38	K E Woodcock	1941/42	87	A Copley	1950/51
			39	K E Edwardes	1941/42	88	C Griggs	1950/51
			40	D Barrett	1941/42	89	D L Dunemann	1950/51
			41	R W Morbey	1941/42	90	F Andrews	1950/51
			42	E Challens	1941/42	91	D Milne	1950/51
			43	L Barrett	1941/42	92	J G Squire	1950/51
			44	D S Looker	1941/42	93	J A Gray	1950/51
			45	K King	1941/42	94	A R Catchlove	1950/51
			46	A Henshaw	1942/43	95	L Martin	1950/51
			47	C Williamson	1942/43	96	T Watt	1951/52
			48	S Gallagher	1942/43	97	W B Warburton	1951/52
			49	C Richardson	1942/43	98	B J Cowper	1951/52
			50	R Eather	1942/43	99	H J Davis	1951/52
						100	J Herraman	1951/52

<u>Cap</u>	<u>Player</u>	<u>1<sup>st</sup> Season</u>	<u>Cap</u>	<u>Player</u>	<u>1<sup>st</sup> Season</u>	<u>Cap</u>	<u>Player</u>	<u>1<sup>st</sup> Season</u>
101	D Debney	1951/52	151	J C Willoughby	1961/62	201	A Russo	1969/70
102	P Neumann	1952/53	152	M J Cross	1962/63	202	J L F Ward	1969/70
103	K G Plummer	1952/53	153	P Herbert	1962/63	203	P Grimes	1969/70
104	W J M Ewing	1953/54	154	T Jones	1962/63	204	J Miers	1969/70
105	D J Manser	1953/54	155	A V Y Morris	1962/63	205	B Colquist	1969/70
106	K H Elliott	1953/54	156	M Ninnnes	1962/63	206	J W Plummer	1969/70
107	M J Perryman	1954/55	157	D K Plummer	1962/63	207	A Mashei	1970/71
108	R B Rutter	1954/55	158	Z Wrobel	1962/63	208	M Whitford	1970/71
109	B L Smith	1954/55	159	D R Hutchinson	1962/63	209	<i>Reserved</i>	
110	K L Berndt	1954/55	160	J Linhardt	1962/63	210	G McGahey	1971/72
111	H M Harrold	1955/56	161	J Kowalick	1962/63	211	R O'Brien	1971/72
112	J Towill	1955/56	162	R Miller	1962/63	212	W Welch	1971/72
113	D H Elliott	1955/56	163	W Hutchinson	1962/63	213	P A Oliver	1971/72
114	W R Quintrell	1955/56	164	G J Brown	1962/63	214	B Harris	1972/73
115	L W Pengilly	1955/56	165	R J Graefe	1963/64	215	P J Mander	1972/73
116	J S H Bickle	1955/56	166	R Edwards	1963/64	216	D J Mackay	1972/73
117	L A Walkley	1956/57	167	M Butler	1963/64	217	R Fidock	1972/73
118	R Liebich	1956/57	168	R Mead	1963/64	218	DI Williams	1972/73
119	K I McNamara	1956/57	169	R Claessen	1963/64	219	L Dean	1972/73
120	J A Madalina	1956/57	170	R W Rutter	1963/64	220	T Hall	1972/73
121	G L Hannaford	1956/57	171	R Dudley	1963/64	221	W Foster	1972/73
122	D G Hooper	1956/57	172	D J Dixey	1963/64	222	R J Stratfold	1973/74
123	K J Francis	1957/58	173	G Rowe	1964/65	223	K J Widdows	1973/74
124	W Baskett	1957/58	174	G Hammond	1964/65	224	G Curry	1973/74
125	D H Williams	1957/58	175	K G Lees	1964/65	225	J B Alton	1974/75
126	S Fielke	1957/58	176	J Mitchell	1964/65	226	S Battams	1974/75
127	R L Potter	1957/58	177	G Howard	1964/65	227	P J Williams	1974/75
128	L W Brown	1958/59	178	R Rowe	1964/65	228	C Morton	1974/75
129	F Yates	1958/59	179	P C Battersby	1965/66	229	G Dowsett	1975/76
130	B J Langston	1958/59	180	J Mortimer	1965/66	230	G Harkness	1975/76
131	K Perryman	1958/59	181	K Goulter	1965/66	231	G C Perkins	1975/76
132	A R Martin	1958/59	182	K W Hockley	1967/68	232	S W Sykes	1975/76
133	B E Cook	1958/59	183	A Taylor	1967/68	233	P Bond	1975/76
134	GJ Smith	1958/59	184	R Whenan	1967/68	234	L C Foster	1975/76
135	M Fish	1958/59	185	S Davis	1967/68	235	D Coulter	1975/76
136	W J Rutter	1958/59	186	R R Parham	1967/68	236	G Groube	1976/77
137	A Grivell	1958/59	187	G Atwell	1967/68	237	G R Wasley	1976/77
138	A Buivydas	1958/59	188	W Baum	1967/68	238	W Wyatt	1976/77
139	<i>Reserved</i>		189	R Keen	1967/68	239	A R McKenzie	1976/77
140	B L Bowley	1959/60	190	B Benjamin	1968/69	240	S N Jones	1976/77
141	J Rawes	1959/60	191	R S Dinan	1968/69	241	S J Faulkner	1976/77
142	B Chapman	1959/60	192	C Payne	1968/69	242	W Waterhouse	1976/77
143	W B Thyer	1959/60	193	A R Marrett	1968/69	243	R K Saunders	1976/77
144	T Herbert	1959/60	194	A Bramwell	1968/69	244	P M Hynd	1976/77
145	L J Kempster	1960/61	195	B Foster	1968/69	245	R G Chenoweth	1977/78
146	A G Jarvis	1960/61	196	D L Heanes	1969/70	246	B D Newman	1977/78
147	R Sparrow	1960/61	197	P Norman	1969/70	247	P D Rebbeck	1977/78
148	E Manuell	1960/61	198	L Raymond	1969/70	248	M A Weatherald	1977/78
149	R J French	1961/62	199	D J Von Einem Snr	1969/70	249	D McKay	1977/78
150	D J Hann	1961/62	200	P Parry	1969/70	250	A F Newman	1977/78

<u>Cap</u>	<u>Player</u>	<u>1<sup>st</sup> Season</u>	<u>Cap</u>	<u>Player</u>	<u>1<sup>st</sup> Season</u>	<u>Cap</u>	<u>Player</u>	<u>1<sup>st</sup> Season</u>
251	T M Goodwin	1978/79	301	R Batusic	1991/92	351	B J Leckie	2003/04
252	A Fraser	1978/79	302	A J Betterman	1991/92	352	N J Mosey	2003/04
253	K Johnson	1978/79	303	N Martin	1992/93	353	A C Tharaldsen	2003/04
254	R W Hodder	1979/80	304	D J Rowe	1992/93	354	N J Petrus	2003/04
255	J Reed	1979/80	305	D D Heaft	1993/94	355	A T Lubcke	2003/04
256	D J Hissey	1980/81	306	D J Nolan	1993/94	356	J Y Boerema	2003/04
257	G G Wilson	1980/81	307	M D Bevan	1993/94	357	C J Heap	2003/04
258	M Boffa	1980/81	308	B L Matheson	1993/94	358	B R W Magill	2003/04
259	RI Dew	1981/82	309	A M Baker	1994/95	359	A J Trenordan	2004/05
260	G A Wright	1981/82	310	S J Corcoran	1994/95	360	S M Wasley	2004/05
261	D J Von Einem Jnr	1981/82	311	J A Jacobs	1994/95	361	K S Wyles	2004/05
262	B Jamieson	1981/82	312	P M Baker	1995/96	362	J J Gaerth	2004/05
263	A E Baker	1982/83	313	D W Fischerman	1995/96	363	T C Wilton	2004/05
264	M J Marrett	1982/83	314	D P Terrell	1995/96	364	A L Favell	2004/05
265	J Trzeciak	1982/83	315	T A Goodwin	1995/96	365	S L Slape	2004/05
266	P Q Hoffmann	1982/83	316	G M Vincent	1995/96	366	R H J Westley	2004/05
267	R G Walsh	1982/83	317	D R Jennings	1995/96	367	A L Stagg	2004/05
268	R J Wilton	1982/83	318	S Dixey	1996/97	368	C J Robottom	2005/06
269	B J Tyson	1983/84	319	G A Wills	1996/97	369	M T Baker	2005/06
270	M Doherty	1983/84	320	C I Ansell	1996/97	370	B T Schiller	2005/06
271	L A Humphreys	1983/84	321	A Kallos	1996/97	371	D A Denew	2005/06
272	B W Colborne	1983/84	322	A W Muller	1996/97	372	A T Mainwaring	2005/06
273	P J Raymond	1984/85	323	C Parham	1997/98	373	T J Evans	2005/06
274	D J Hawes	1984/85	324	A J Wilton	1997/98	374	S M Ellicott	2006/07
275	C Metson	1985/86	325	D J Meijer	1997/98	375	B S Staniford	2006/07
276	DM Curtin	1986/87	326	J W Stagg	1997/98	376	N J Jolly	2006/07
277	RA Fraser	1986/87	327	D B Modra	1998/99	377	M Sheikh	2007/08
278	KL McLean	1986/87	328	D J Sexton	1998/99	378	P J Whitcomb	2007/08
279	IJ Thamm	1986/87	329	M P Steadman	1998/99	379	S D Hunter	2007/08
280	M P Selvanera	1986/87	330	A J Benton	1998/99	380	P J Richardson	2007/08
281	P D Curtin	1987/88	331	M J Barber	1999/00	381	J J D'Antini	2008/09
282	B W Curtin	1987/88	332	A N Wilson	1999/00	382	J J Eckermann	2008/09
283	C P Tragakis	1987/88	333	C M Underwood	2000/01	383	R X Davey	2009/10
284	J Frick	1988/89	334	S Peach	2000/01	384	L A Harrington	2009/10
285	N J Ford	1988/89	335	D J Williams	2000/01	385	A D Thurlow	2009/10
286	D A Huston	1988/89	336	N P Zachat	2000/01	386	M C Zerner	2009/10
287	S D Heeps	1989/90	337	I Abbasov	2000/01	387	A Watherston	2009/10
288	G S Pugh	1989/90	338	M A Fenwick	2000/01	388	A J Donald	2011/12
289	R W Rutter	1989/90	339	N G Clark	2001/02	389	L A Foster	2011/12
289a	M S Dalton	1989/90	340	S Rojko	2001/02	390	J J Abbot	2011/12
290	W A Margitich	1989/90	341	D S Hall	2001/02	391	P L Allegretto	2011/12
291	R L Day	1990/91	342	B P Haynes	2001/02	392	J L Roberts	2011/12
292	M J O'Shea	1990/91	343	B W Meredith	2002/03	393	B L Williams	2011/12
293	D C Oung	1990/91	344	D H Adams	2002/03	394	M P Nye	2011/12
294	R Hughes	1990/91	345	B J Felice	2002/03	395	S Marotti	2011/12
295	Mark Bradshaw	1990/91	346	M J McKern	2002/03	396	C M Dawson	2012/13
296	I B Bowley	1991/92	347	J T Daunt	2002/03	397	L V Devine	2012/13
297	A S Foster	1991/92	348	P A Smith	2002/03	398	J E Farmer	2012/13
298	P M Judd	1991/92	349	L F Smith	2002/03	399	A D Lee	2012/13
299	D A Williams	1991/92	350	M L George	2002/03	400	L M Scicluna	2012/13
300	D R Betterman	1991/92						

<u>Cap</u>	<u>Player</u>	<u>1<sup>st</sup> Season</u>	<u>Cap</u>	<u>Player</u>	<u>1<sup>st</sup> Season</u>	<u>Cap</u>	<u>Player</u>	<u>1<sup>st</sup> Season</u>
401	R G Smith	2012/13						
402	K W Davies	2013/14						
403	F L D'Antini	2014/15						
404	J D McNally	2014/15						
405	G C Rose	2014/15						
406	S P Crook	2014/15						
407	L O Evans	2015/16						
408	D W Perry	2015/16						
409	B M Siebert	2015/16						
410	M S Henriksen	2015/16						
411	S Snater	2015/16						
412	D J Fitzsimons	2015/16						
413	C R Wells	2015/16						
414	J T Birse	2016/17						
415	T S Rex	2016/17						
416	S C Colley	2016/17						
417	S Kanolkar	2016/17						
418	C J Tucker	2016/17						
419	S M Freimayer	2016/17						
420	L M Durdin	2016/17						
421	S S Athurugiri	2016/17						
422	J Ghelani	2016/17						
423	R Baltutis	2017/18						
424	L S Roberts	2017/18						
425	J O King	2017/18						
426	T H Pregden	2017/18						
427	R Gupta	2017/18						
428	B F Cameron	2017/18						
429	J C Edginton	2018/19						
430	A N Keene	2018/19						
431	J K Millard	2018/19						
432	D M Dolling	2018/19						
433	M B Hughes	2018/19						
434	J G Patel	2018/19						
435	W J Bakewell	2018/19						
436	A J Brdar (Tony)	2018/19						
437	T W Colley	2018/19						
438	A J Alderson	2018/19						
439	M J Brister	2018/19						
440	A B Wright	2018/19						
441	J Barnett	2018/19						

# EARLY HISTORY

## 1868-1898



PRE 1898  
(matches played by arrangement)

Cricket Club

AGAINST WOODVILLE CRICKET CLUB PLAYED AT BRIGHTON OVAL DATE MARCH 18<sup>th</sup> 20<sup>th</sup> 1871

MATCH RESULT Payneham won by 46 runs 1st innings UMPIRES E. J. GRIFFITHS & G. J. RUKTON

BATSMAN	CLUB	HOW OUT	BOWLERS	TOTALS
MORBY. R.W.		ST. BUSBRIDGE. J.	INGUS. A.	0.
BEAR. F.G.		BOWLED	INGUS. A.	8.
LOOKER. D.S.		ST. NORMAN. G.	WRIGHT. H.	40.
DUKE. K.J.		BOWLED	HARRISON. A.	161.
		BOWLED	WRIGHT. H.	9.
		ST. BUSBRIDGE. J.	BOX P.	142.
			BOX P.	0.



## EARLY RESULTS

Year	Opposition	Result	Score	Best Bat	Opp Score	Best Bowl	Source Ref.
1870	Alberton	lost	19 & 31	EC Gwynne 8	48 & 0/4	Seaward 4/?	Reg / 18705026
1876	Enfield	won	63	S Wade 28	62		Reg / 18761229
1877	Adelphian	lost	49	S Beasley 18	86		Reg / 18771110
1877	Paradise	lost	39	S Wade 9	47		Reg / 18771120
1878	Ardtornish	won	78	H McRostie 21*	58		Reg / 18780209
1887	South Wanderers	lost	22		122		Reg / 18870203
1887	Govt Printing Office	lost	38	Stewart 11	40		Reg / 18870223
1889	Paradise	won	11 & 52	Bailey 30	40 & 0/8	J Barnett 9/2 - ht	Reg / 18891203
1893	Pickwicks	lost	6/68	Haverland 20	126	F Saint 7/40	Adv / 18931125
1893	Croydon	lost	dnb		4/199	Sturn 2/68	Adv / 18931125
1894	Bellefield	tied	116	C Saint 90	116	von Einem ??	Adv / 18940130
1894	L Findon	??	87	W James 27	??	Hack 7/26	Adv / 18940130
1895	L Alma	won	109	Gates 45*	28	Higginbotham 4/8 - ht	Adv / 18950430
1899	University	won	137	F Letchford 30	101	F Jones 6/35 - ht	Adv / 18990215

**Research Continuing**

# EARLY HISTORY

## 1989 - 1932



THE 'EAST TORRENS' ERA (1989/90 - 1931/32) (pre ATCA)  
 (Payneham competed only in East Torrens Cricket Association)

Cricket Club

PLAYED AT BRIGHTON OVAL DATE MARCH 18<sup>th</sup> 20<sup>th</sup> 1911

UMPIRES E. J. GRIFFITHS & G. J. RUKTON

BATSMAN	CLUB	HOW OUT	BOWLERS	TOTALS
MORBY, R. W.	WOODVILLE	CS. BUSBRIDGE, J.	INGUS, A.	0.
BEAR, F. G.	PAYNEHAM	BOWLED	INGUS, A.	8.
LOOKER, D. S.	PAYNEHAM	CS. NORMAN, E.	WRIGHT, H.	40.
DUKE, K. J.	PAYNEHAM	BOWLED	HARRISON, A.	161.
		BOWLED	WRIGHT, H.	9.
		CS. BUSBRIDGE, J.	BOX, P.	142.
			BOX, P.	0.



<b>TEAM</b>
-------------

**GRADES CONTESTED**

Season	ETCA Grade	Payneham	ETCA Grade	Payneham
1898/99 – 1926/27	Single	Only 1 team		
1927/28	A Grade	Only 1 team	B Grade	-----
1928/29 – 1931/32	A Grade	First XI	B Grade	Second XI
From season 1923/33 Payneham 1st XI competed in the (newly formed) ATCA				
1932/33 – 1934/35	A Grade	Second XI	B Grade	-----
1935/36 – 1938/39	A Grade	-----	B Grade	-----
From 1939/40 Payneham competed in various grades of ETCA thru to its closure in 1967/68. These are included in the body of this publication.				

**PREMIERSHIPS & Runners up**

Season	Result	Versus	
1907-08	Runner Up to-	St Peters	
1908-09	Premier over -	Wesley	
1910-11	Premier over -	Sydneyham Road	
1911-12	Runner Up to-	Cowell Bros	
1912-13	Premier over -	Cowell Bros	
1913-14	Runner Up to-	Royal Oak	
1914-15	Premier over -	Sydneyham Road	
1916-17	Runner Up to-	East Parade	
1917-18	Runner Up to-	East Parade	
1918-19	Premier over -	East Parade	
1919-20	Runner Up to-	Glynde	
1920-21	Premier over -	Glynde	
1921-22	Premier over -	Glynde	
1923-24	Premier over -	East Adelaide	
1924-25	Premier over -	Dulwich	
1925-26	Premier over -	St Morris	
1926-27	Runner Up to-	Magill	
Introduction of two grades			
1927-28	Premier over -	Magill	A Grade
1928-29	Premier over -	Gaza	B Grade (Payneham 2nd XI)
1929-30	Premier over -	Paradise	A Grade (Payneham 1st XI)
	Runner Up to-	Fifth Creek	B Grade (Payneham 2nd XI)
1930-31	Premier over -	Norwood Athletic	A Grade (Payneham 1st XI)
	Premier over -	St Marks	B Grade (Payneham 2nd XI)
++ 1931-32	Premier over -	St Marks	A Grade (Payneham 1st XI)
From 1932/33 Payneham 1st XI competed in ATCA			
From 1938/39 records of other teams competing in ETCA are in the body of the publication			

++ In this year the Premiership was decided by a major round.  
Prior to this the team ending the normal season at the top of the table was declared to be the Premier.

## NOTED PERFORMANCES

### ASSOCIATION LEADING SEASON BATTING AVERAGE

Player	Runs	Average	Season
R Pitkin		55	1912-13
C Pyatt	692	76.8	1913-14
R Pitkin	536	67	1914-15
R Pitkin	665	60.45	1918-19
R Pitkin	340	56.66	1925-26
W H Hann	476	47.6	1929-30

### ASSOCIATION LEADING SEASON BOWLING AVERAGE

Player	Wickets	Average	Season
G Fulston	46	8	1923-24
W Blucher	59	7.8	1929-30
K Hardy	74	5.2	1929-30 (B Grade)
W Blucher	82	8.47	1930-31
K Hardy	17	5.7	1930-31 (B Grade)
W Blucher	49	8.4	1931-32

The earliest recorded Payneham player of the East Torrens CA era was **Oscar Higgenbottom** who was described as a prominent underarm bowler who captured many wickets each season. His name also appeared regularly in press reports of matches prior to the start of the East Torrens CA (1898).

### MATCH BATTING PERFORMANCES

Player	Runs	Grade	Versus	Date
- Baker	151*	B	Paradise	Nov-30

### MATCH BOWING PERFORMANCES

Player	BBI (M)	Grade	Versus	Date
W G Hann	(14/56)	B	St Marks	Feb-31
- Solomon	6/6	A	Broadview	Nov-30
F Jones	6/35 -HT	A	University	Feb-99

